

No. 741,237.

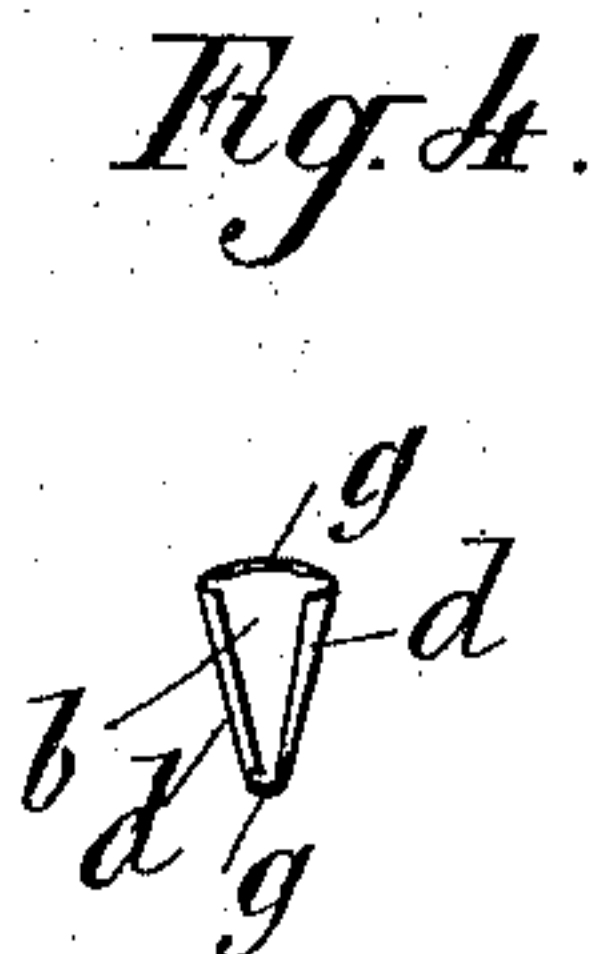
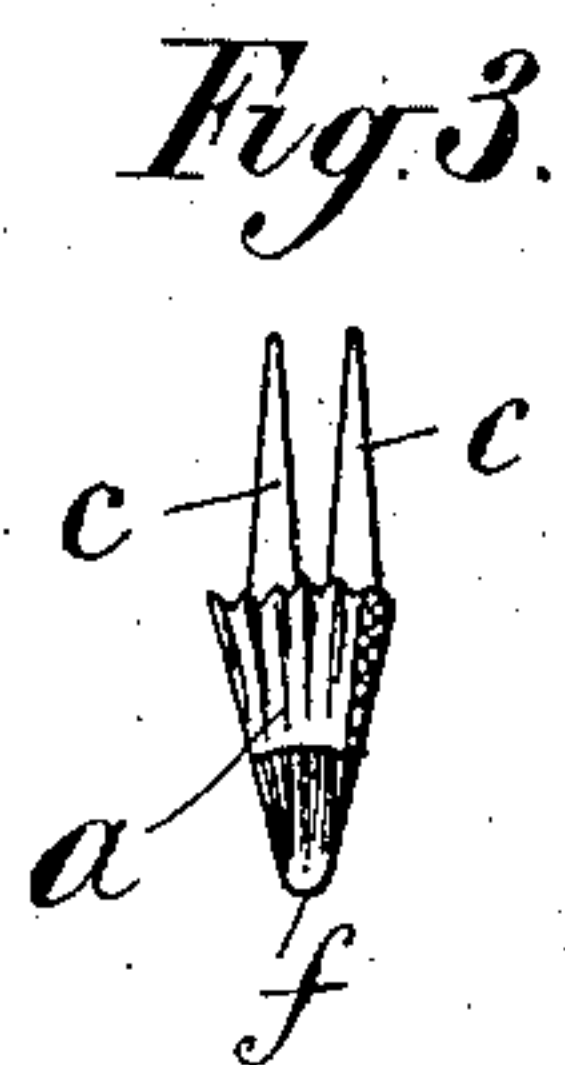
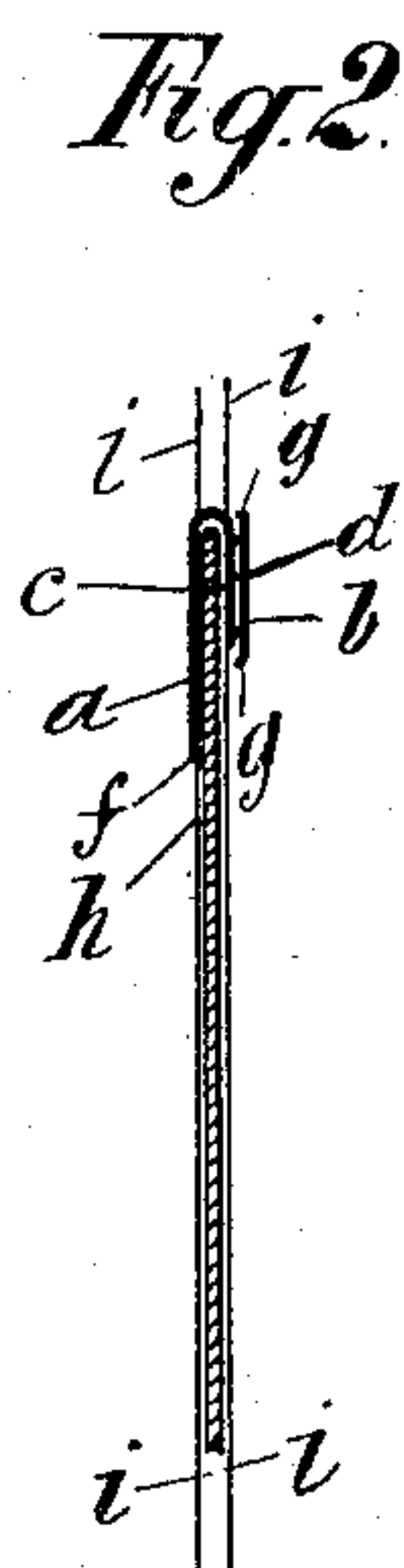
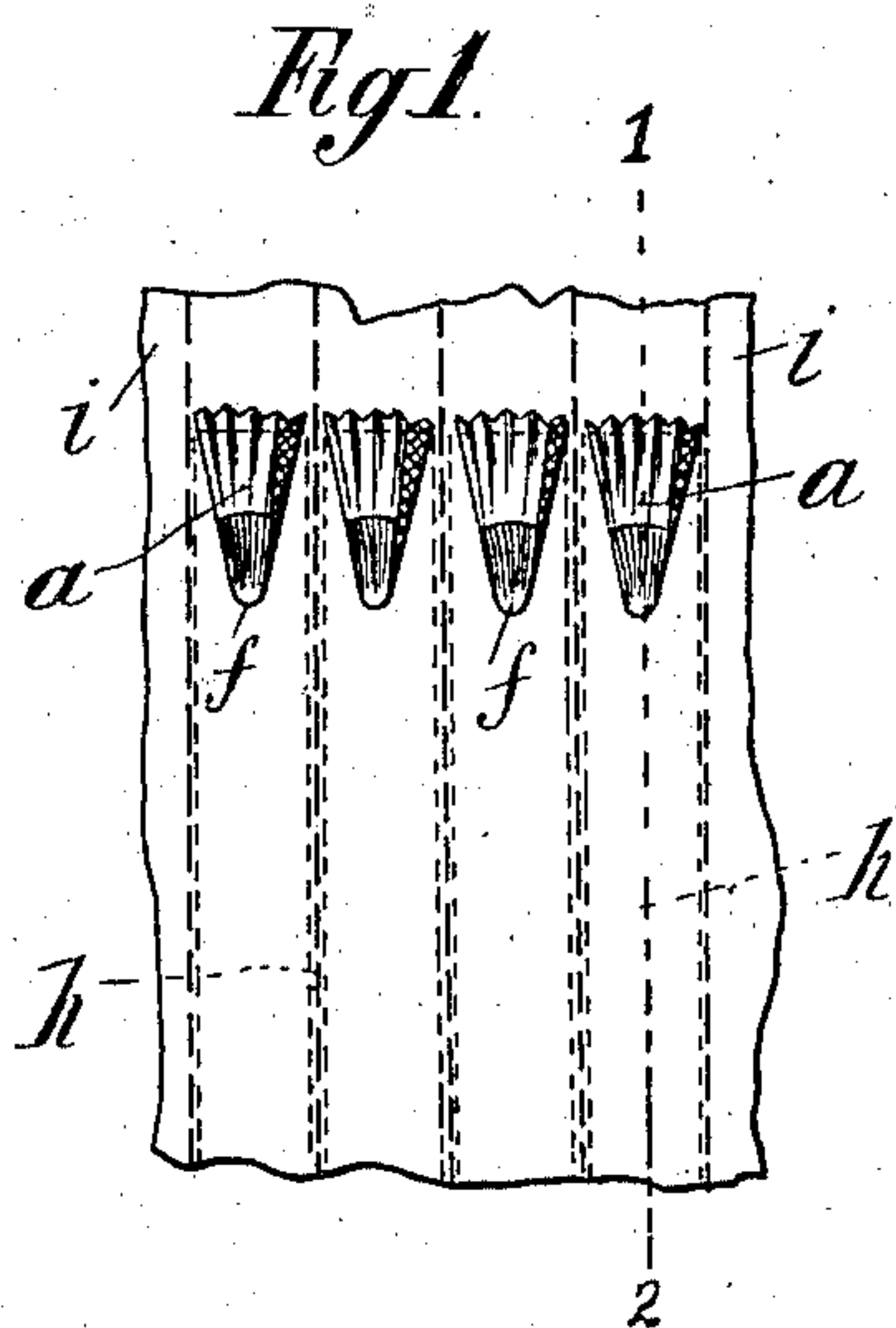
PATENTED OCT. 13, 1903.

E. D. ETIENNE.

METAL CLASP FOR CORSET BUSKS.

APPLICATION FILED APR. 25, 1902.

NO MODEL.



WITNESSES

Norris A. Clark.
M. H. Watkins

INVENTOR

Eugenie Denise Etienne

by Geo. P. Whittlesey.
ATT'Y

UNITED STATES PATENT OFFICE.

EUGÉNIE DENISE ETIENNE, OF VILLEMOUNBLE, FRANCE.

METAL CLASP FOR CORSET-BUSKS.

SPECIFICATION forming part of Letters Patent No. 741,237, dated October 13, 1903.

Application filed April 25, 1902. Serial No. 104,674. (No model.)

To all whom it may concern:

Be it known that I, EUGÉNIE DENISE ETIENNE, born BARDY, of Villemouble, Seine, France, have invented an Improved Metal
5 Clasp for Busks of Bodices and other Similar Articles, of which the following is a full, clear, and exact description.

This invention relates to the application to bodices or stays of small fan-shaped metal
10 clasps, the same being intended to be substituted for the ordinary little fans made of silk, cotton, or other threads. My improved clasping device, which constitutes a new article of manufacture, will serve to maintain the busks
15 in position and also to prevent the wearing out of the material due to the mobility of the busks caused by the motions of the body. This device will also be employed for ornamenting the bodice.

20 My invention will now be described in reference to the accompanying drawings, in which—

Figure 1 shows a portion of a bodice or stay provided with my fan-shaped metal clasps.
25 Fig. 2 is a section made according to line 1 2 of Fig. 1. Figs. 3 and 4 show the two separate parts *a* and *b* composing my improved fan-shaped clasp.

The part *a*, which is placed on the front of
30 the bodice at a point corresponding to every busk, bears two prongs *c*, which serve to secure the clasp on each side of the busk by driving the prongs *c* into the material *i* above the upper end of every busk or whalebone strip
35 *b*. The two prongs *c* are then turned down into the curved edges *d* of the part *b*, and the whole is then set by firmly pressing upon the

two arms *a* and *b* and upon the material, which is then pressed together, with the end of the busk between the two parts *a* and *b*, as shown
40 in Fig. 2. The busk is thus secured in position and the material of the bodice protected against wear due to the motions of the body. The prongs *c* as well as the lower part *f* of the clasp are chased, so as to facilitate the setting,
45 and form only one part with the material or stuff of the bodice, and the part *b* is provided at its lower and upper parts with a small flange *g*, which is also used for securing the clasp and depriving the metal from every
50 sharpness.

My new fan-shaped clasp can also be used for ornamenting ladies' dresses, orthopedic belts, and other similar articles can be made
55 of any form, style, and materials without departing from the principle of this invention.

I claim—

An improved fan-shaped metal clasping device for bodices or stays, consisting in the combination with one part *a* provided with
60 prongs *c* for entering the material of the bodice or stay, for the purpose of securing the busk in position and ornamenting the bodice, of the part *b* having curved edges *d* for receiving the prongs *c*, substantially as described.
65

The foregoing specification of my improved "Metal clasp for busks of bodices and other similar articles," signed by me this 15th day of April, 1902.

EUGÉNIE DENISE ETIENNE.

Witnesses:

ADOLPHE CHENAULT,
EDWARD P. MACLEAN.