

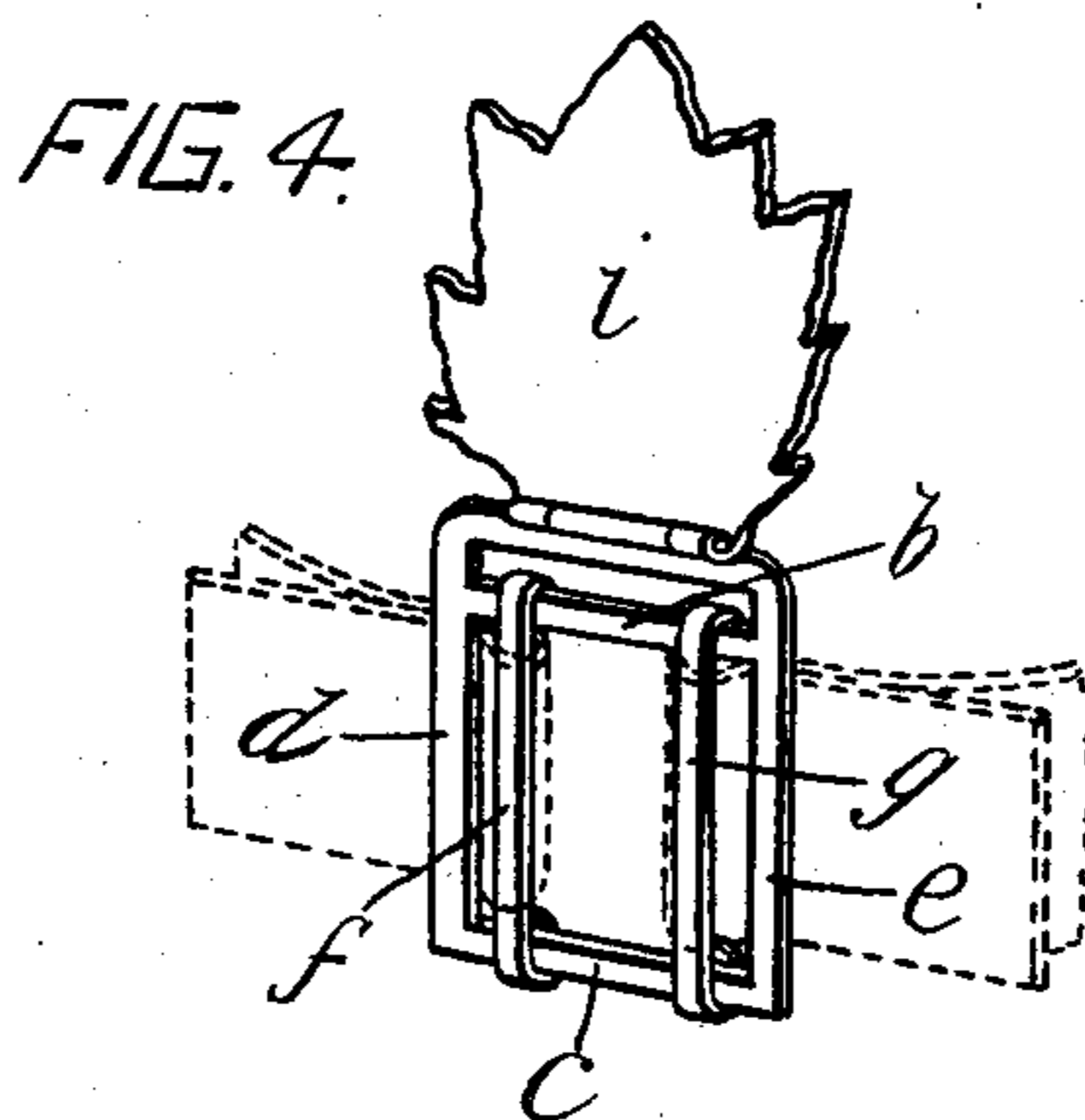
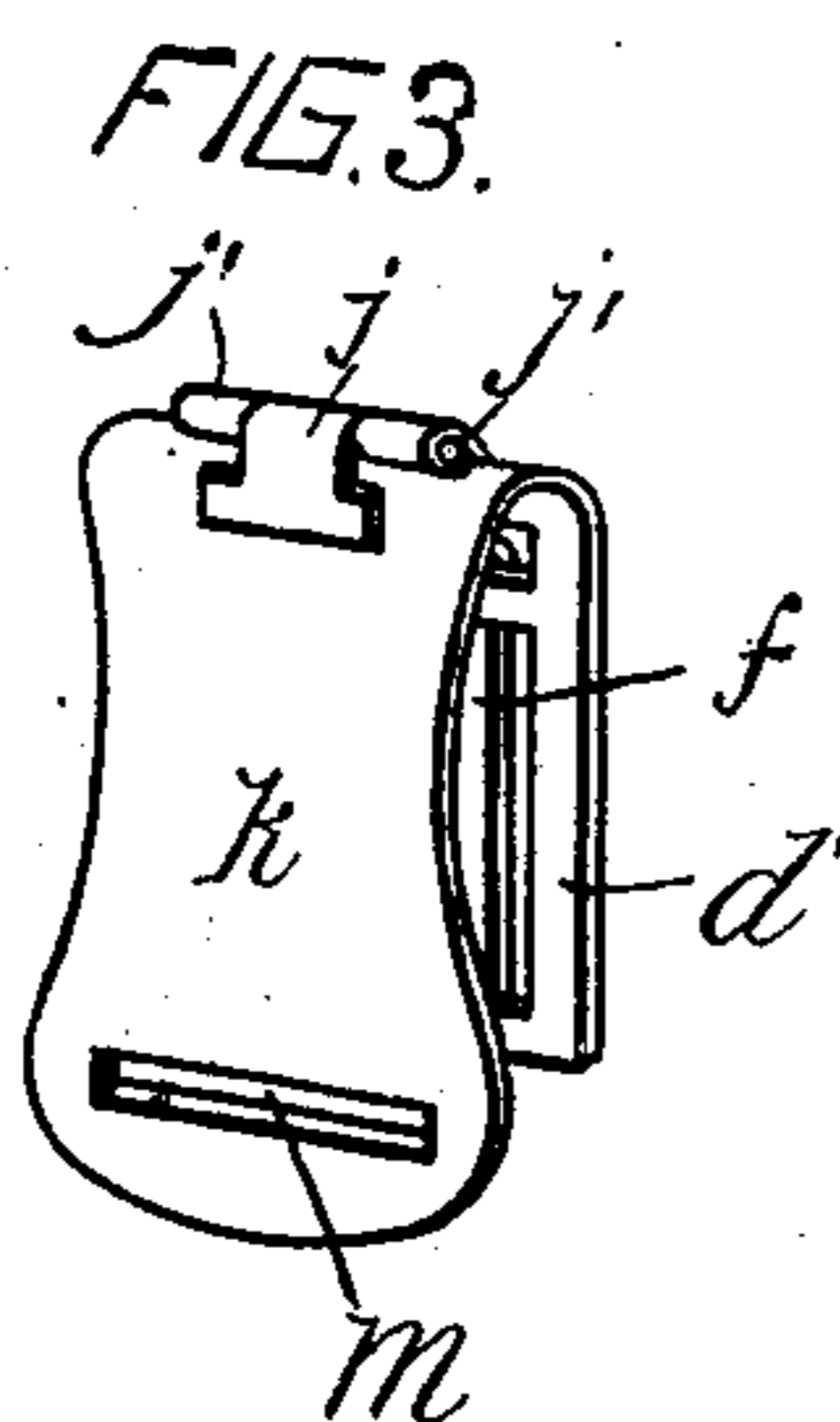
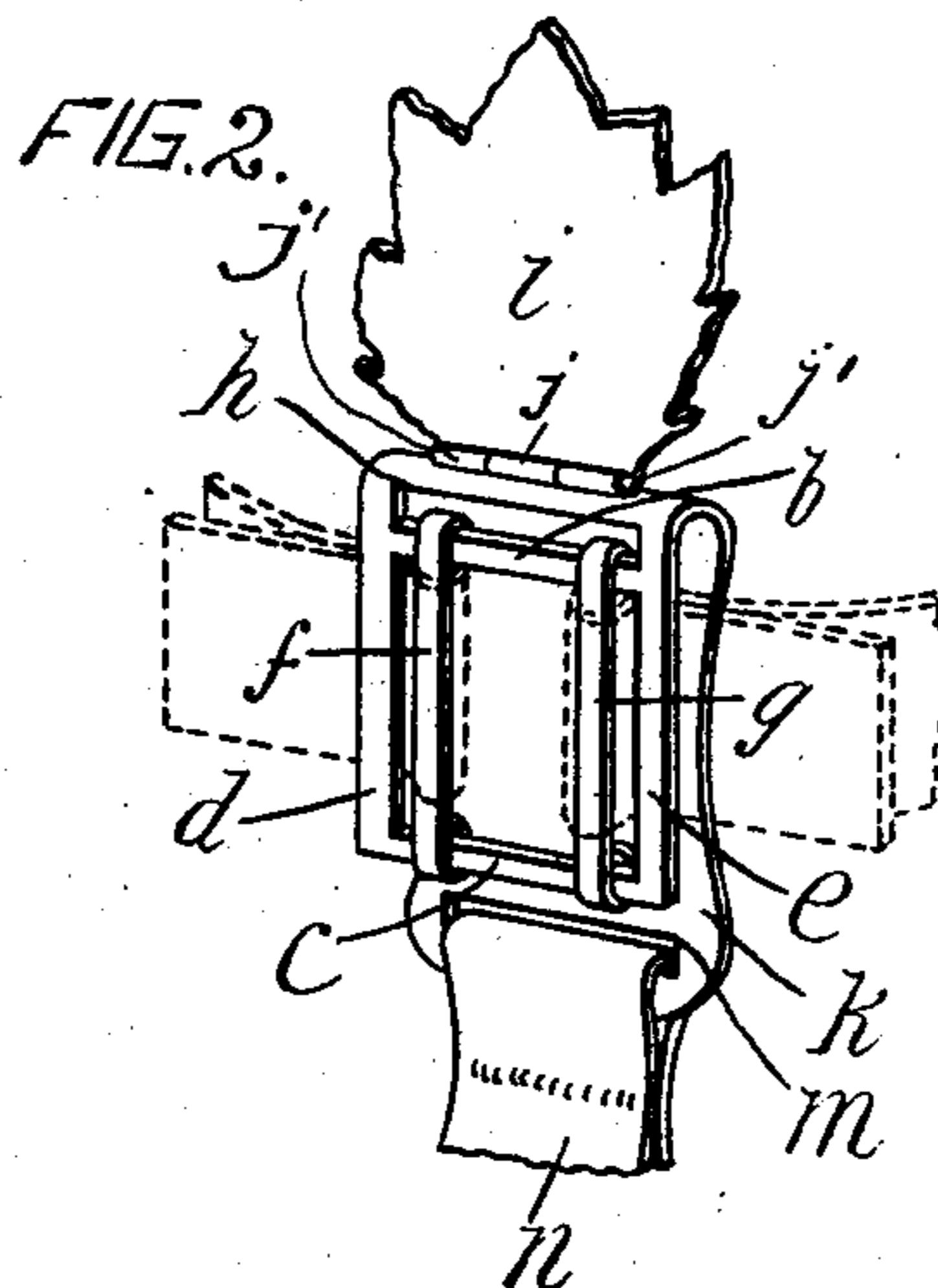
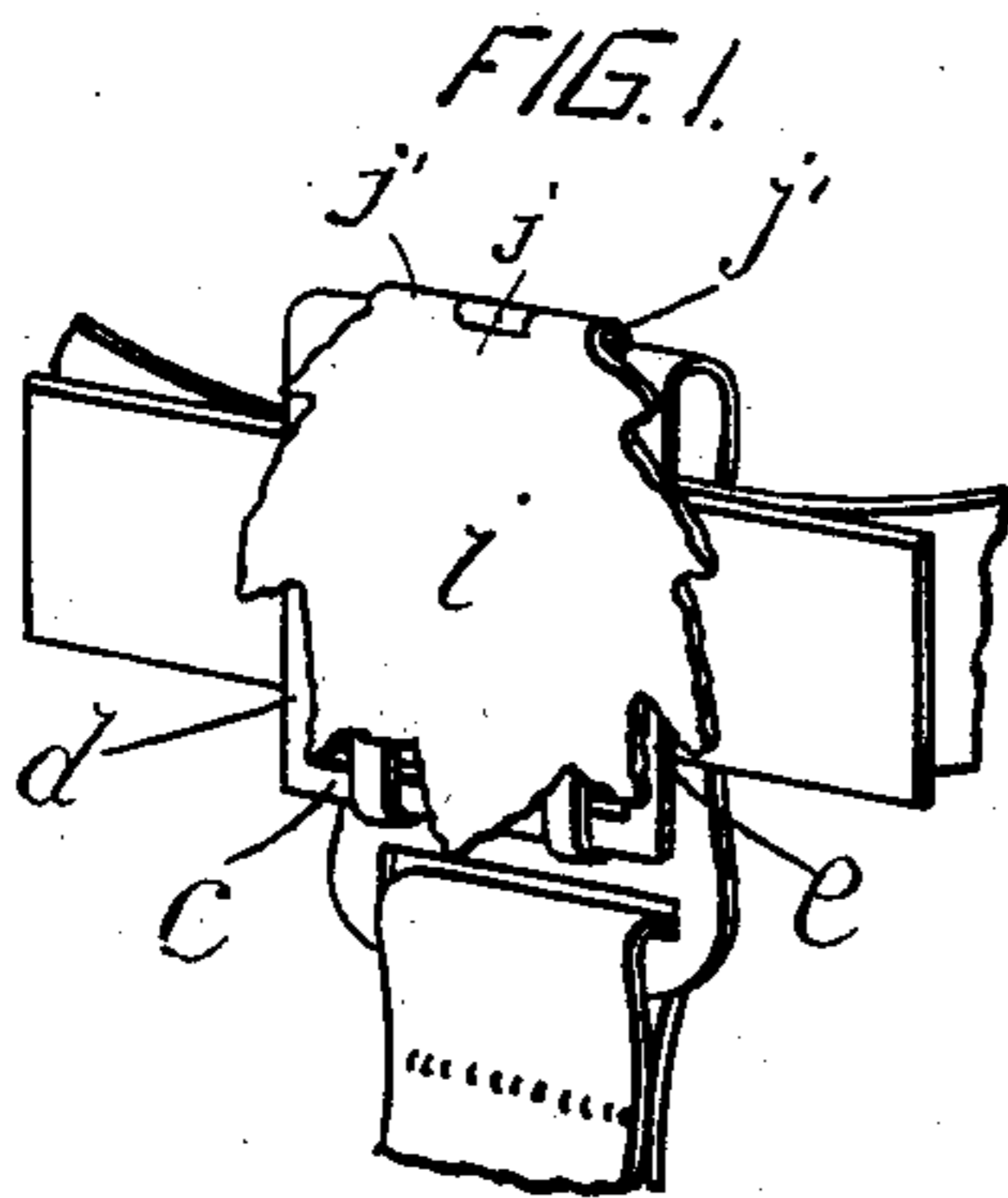
No. 738,948.

PATENTED SEPT. 15, 1903.

E. M. SHARPE.  
BUCKLE.

APPLICATION FILED JAN. 12, 1903.

NO MODEL.



Witnesses  
*Alex. G. Currier.*  
*Wm. H. Starr*

*Edith M. Sharpe*  
Inventor  
By Attorney  
*Wm. H. Starr*

## UNITED STATES PATENT OFFICE.

EDITH MARGRET SHARPE, OF OTTAWA, CANADA.

## BUCKLE.

SPECIFICATION forming part of Letters Patent No. 738,948, dated September 15, 1903.

Original application filed October 30, 1902, Serial No. 129,462. Divided and this application filed January 12, 1903. Serial No. 138,763. (No model.)

*To all whom it may concern:*

Be it known that I, EDITH MARGRET SHARPE, of the city of Ottawa, in the Province of Ontario, Dominion of Canada, have invented certain new and useful Improvements in Buckles; and I do hereby declare that the following is a full, clear, and exact description of the same.

This invention relates particularly to buckles for use in connection with an article of wearing-apparel; and the subject-matter of this application is disclosed in an application filed by me on October 30, 1902, under Serial No. 129,462, of which this is a divisional part.

The object of this invention is to provide a buckle for personal wear which will enable a belt to be readily adjusted while being of an ornamental character.

The invention may be said, briefly, to consist of an open frame having a pair of slides, each adapted to grip one end of a belt, and a flap, preferably of ornamental design, is carried by said frame and is adapted to cover said slides. To enable this device to at times serve also as a means for preventing the slipping up of, say, for instance, the skirt of the wearer, a hook is secured to this frame by a shank which is adapted to be held down by another portion of the wearer's apparel.

For full comprehension, however, of my invention reference must be had to the accompanying drawings, forming a part of this specification, in which similar reference characters indicate the same parts, and wherein—

Figure 1 is a perspective view of my improved device as it appears when in use. Fig. 2 is a similar view with the ornamental flap raised. Fig. 3 is a perspective view of the rear side of the device, and Fig. 4 is a perspective view of my improved buckle adapted for use as a belt-clasp alone without the means for retaining the skirt or other article of wearing-apparel against vertical displacement.

My improved buckle proper consists of a preferably rectangular open frame comprising upper and lower cross-pieces *b* and *c* and side pieces *d* and *e* and a pair of slide-bars *f* and *g*, extending vertically across said open frame and slidably connected at their ends to said cross-pieces, thus enabling them to be

slid transversely of the frame toward and from the sides thereof. This frame has an upward extension *h*, to which a flap *i* of ornamental design is pivotally connected, the pivotal connection consisting of a T-shaped strip soldered to the rear of the device and curved to form the middle knuckle *j*, the straddling-knuckle *j'* being formed by bent strips extending from and in one with the ornamental flap. In order to cause this device to act also as a means for retaining a portion of the wearing-apparel against displacement, said extension *h* of the top of the frame is elongated to constitute a shank *k*, the lower end whereof is horizontally slatted, as at *m*. When thus constructed, the shank and open frame conjointly constitute a hook, and the lower end of the shank has tapes *n* connected thereto, whereby it may be attached to the stockings or garters or other portions of the wearer's apparel, which will hold the buckle against vertical displacement.

The ornamental belt, of ribbon or other flexible material, has its ends inserted outwardly through the open frame between the slidable bars, and then each of said ends is passed rearwardly and in opposite directions to one another through the frame between the sides thereof and said slidable bars. These bars are then slid to each side of the frame, thereby gripping and firmly holding the ends of the belt.

What I claim is as follows:

1. A belt-clasp consisting of an open frame comprising a top bar, a bottom bar, and a pair of side bars, a transverse bar extending parallel and adjacent to the top bar and connected at its ends to said side bars, a pair of transverse vertical cross-bars slidably connected at their ends to the bottom bar and a transverse bar of said open frame, and a flap hinged at its upper end to the top bar and adapted to cover said open frame, substantially as described and for the purpose set forth.

2. A belt-clasp comprising a hook the lip whereof consists of an open frame comprising a top portion, a bottom bar, a pair of side bars, a transverse bar extending parallel and adjacent to the top portion and connected at

its ends to said side bars, a pair of transverse  
vertical cross-bars slidably connected at their  
ends to the bottom bar and transverse bar of  
said open frame, and a flap hinged at its up-  
5 per end to the top of said hook and adapted  
to cover said open frame, substantially as de-  
scribed and for the purpose set forth.

In testimony whereof I have affixed my sig-  
nature in presence of two witnesses.

EDITH MARGRET SHARPE.

Witnesses:

RICHARD JOHN SIMS,  
SARAH LORETTO DOHERTY.