

No. 737,066.

PATENTED AUG. 25, 1903.

C. C. BONAR.

WAX PAD.

APPLICATION FILED NOV. 6, 1902.

NO MODEL.

Fig. 1.

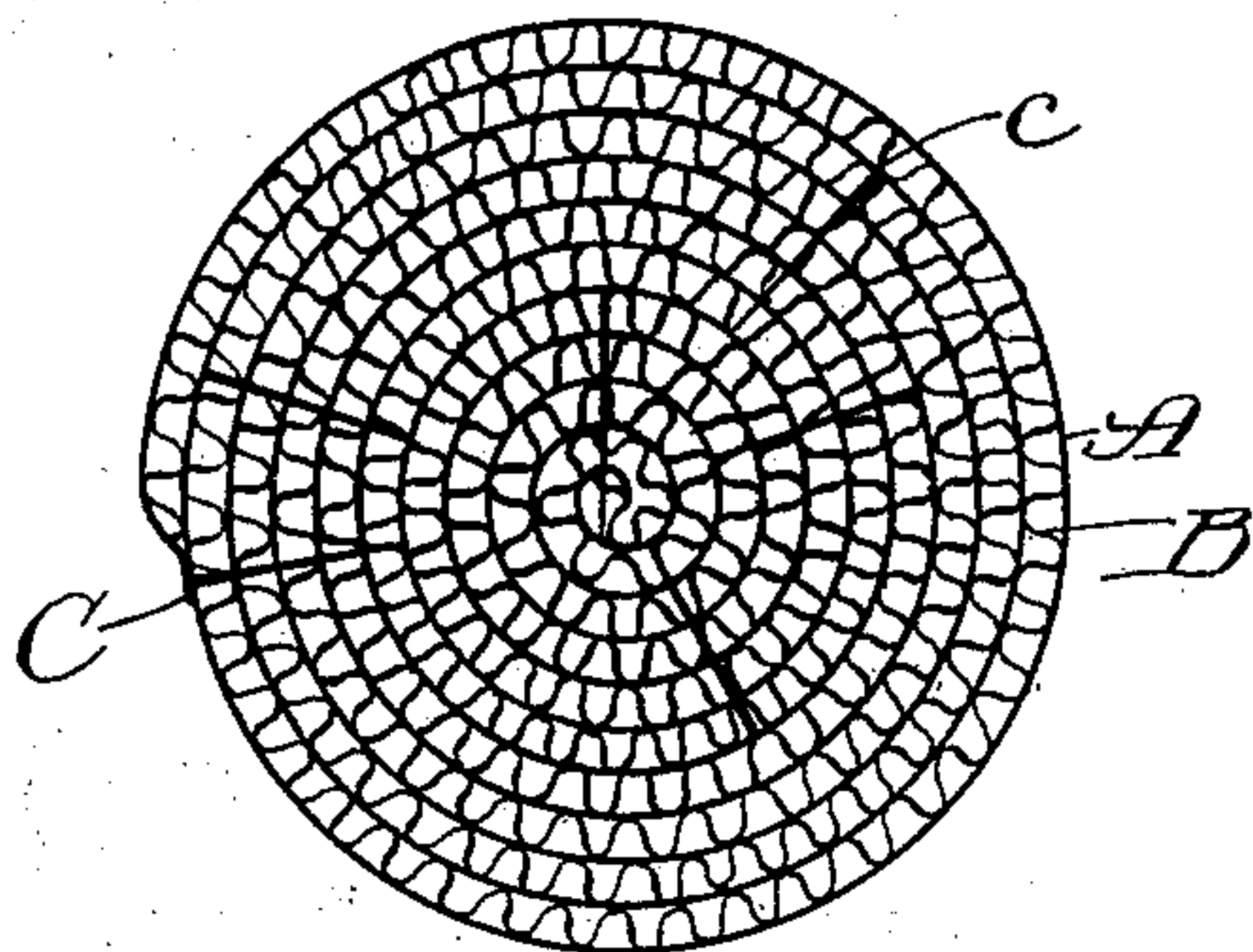


Fig. 2.

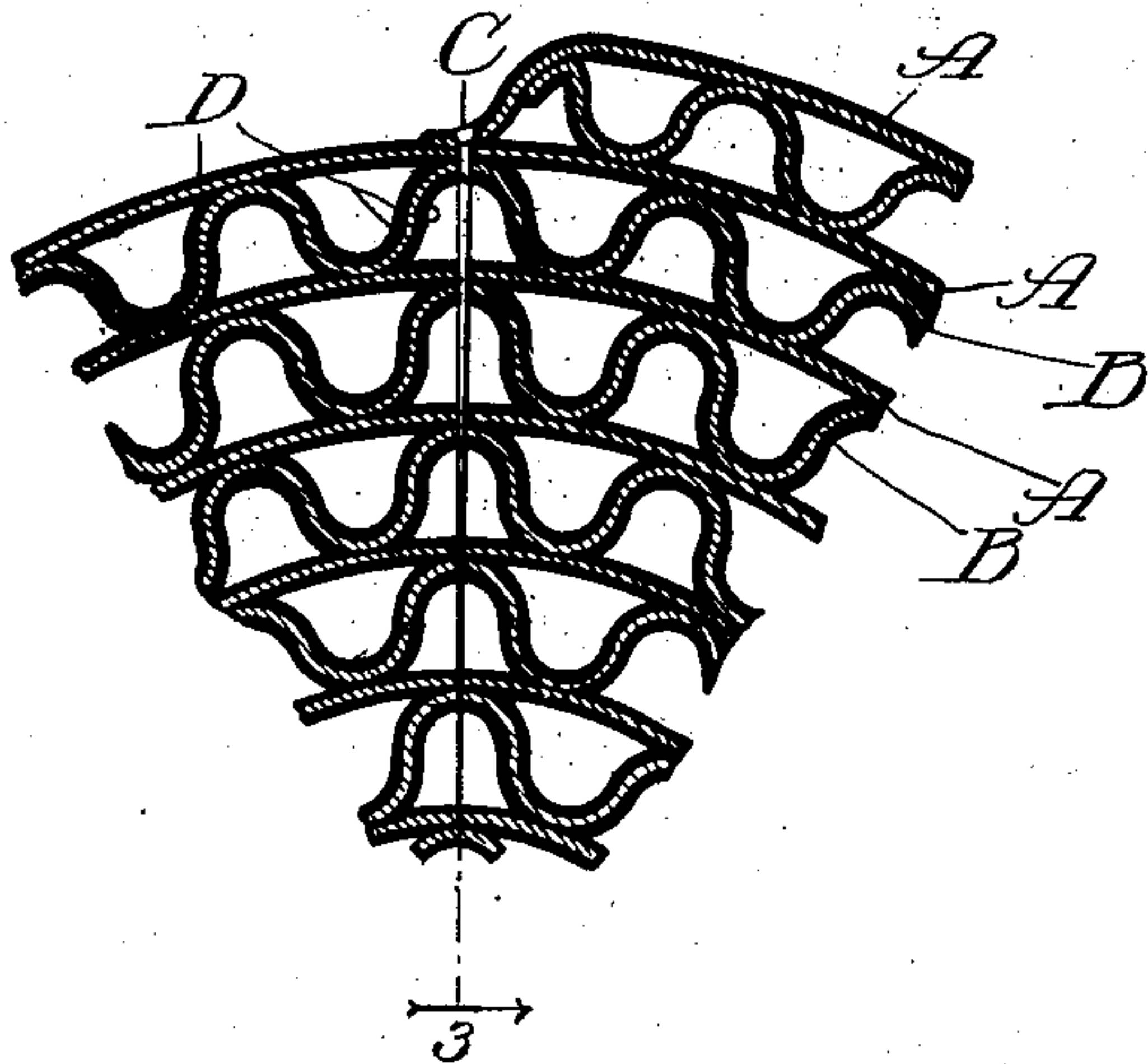


Fig. 3.

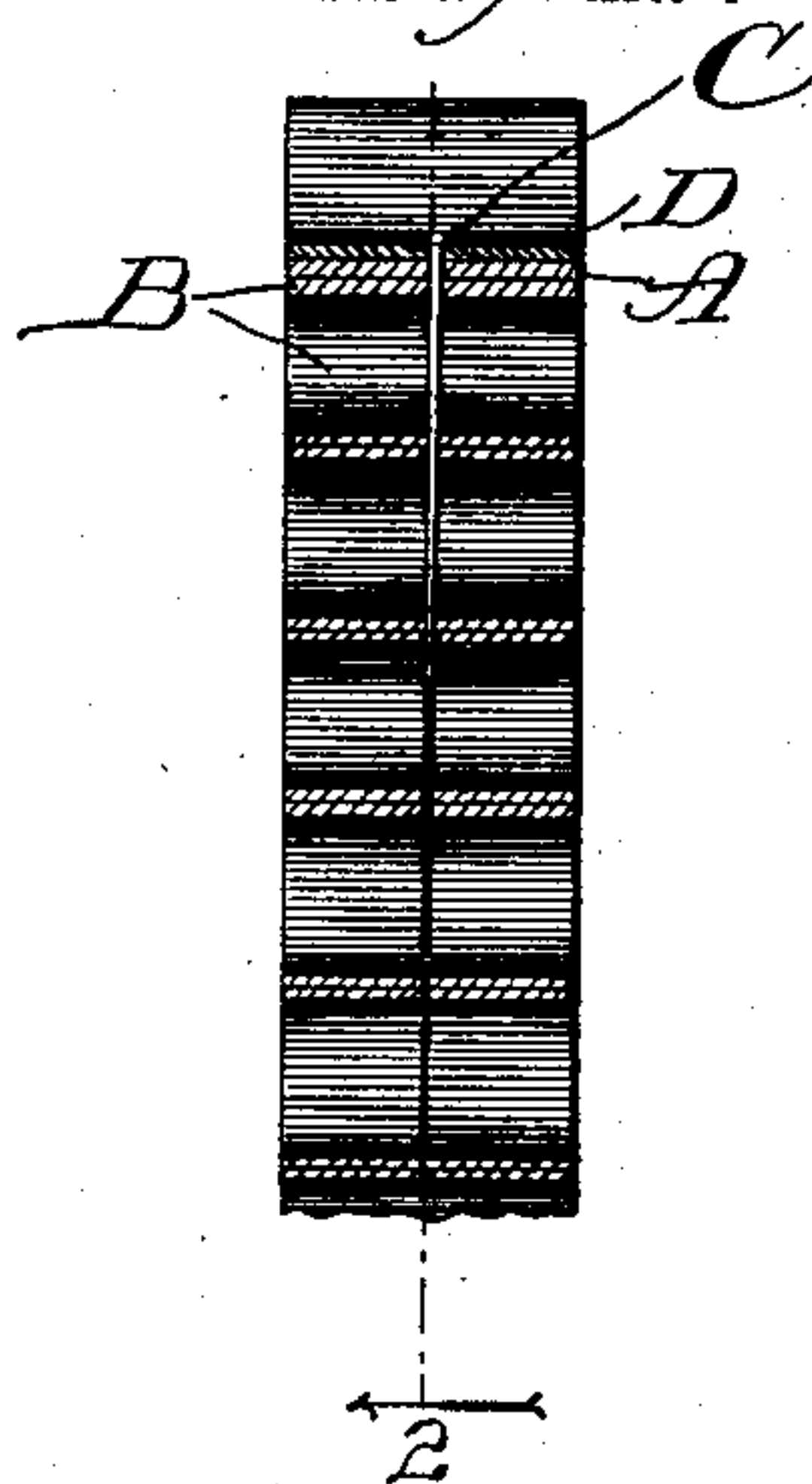
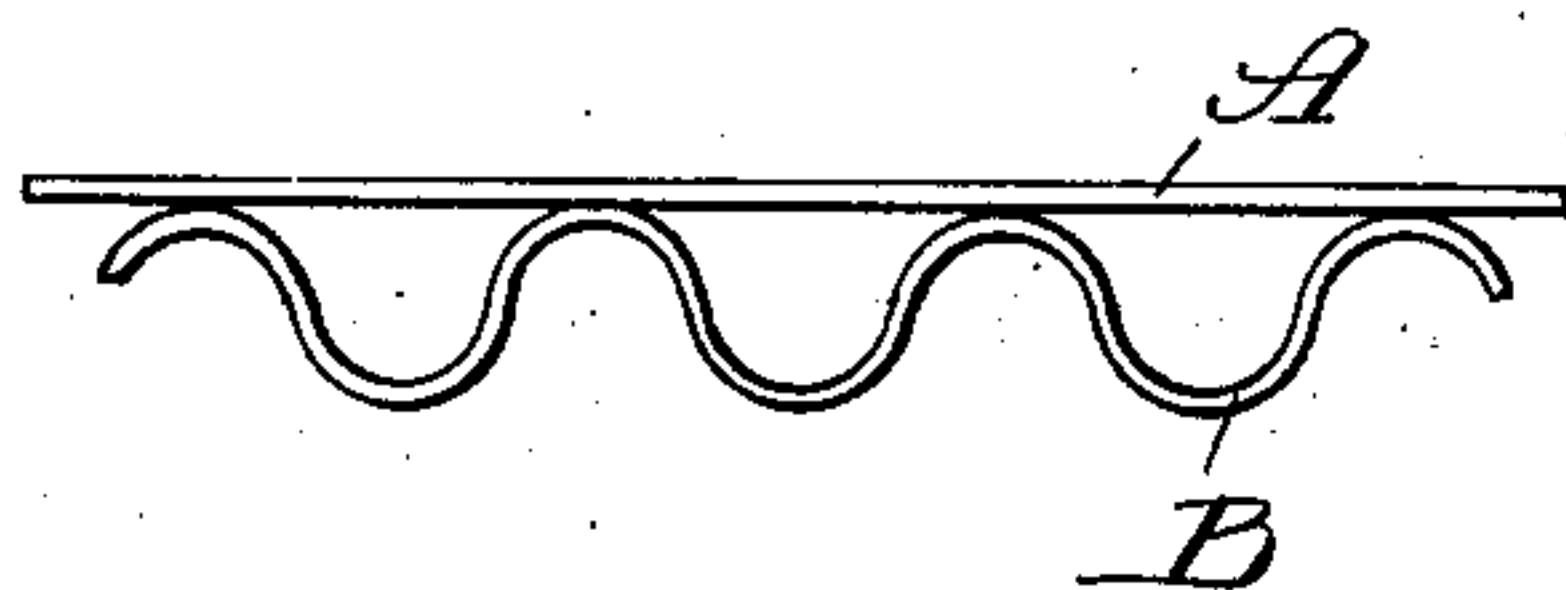


Fig. 4.



Witnesses:

Lute S. Alter,

H. M. Mc Donnell

Inventor:

Charles C. Bonar

By

W. H. Hopkins

Attorney

UNITED STATES PATENT OFFICE.

CHARLES C. BONAR, OF EVANSTON, ILLINOIS.

WAX-PAD.

SPECIFICATION forming part of Letters Patent No. 737,066, dated August 25, 1903.

Application filed November 6, 1902. Serial No. 130,272. (No model.)

To all whom it may concern:

Be it known that I, CHARLES C. BONAR, a citizen of the United States, residing at Evanston, in the county of Cook and State of Illinois, have invented certain new and useful Improvements in Wax-Pads, of which the following is a specification.

The present invention relates to a pad for waxing and cleaning flat-irons.

Its objects are to provide an inexpensive pad that will effectively wax and clean the iron; that will wear away slowly and uniformly, and in doing so apply to the iron only the limited quantity of wax needed, wherefore it is economical; that will apply the wax evenly and uniformly over the entire face of the iron; that will automatically accommodate itself to the changing conditions incident to the consumption of the wax, in that without the necessity for any manipulation or attention on the part of the operator the working-face of the wax-carrying body will recede as the wax is used, so that at all times throughout its use it will present practically as good a working-surface as when new; that will at one and the same time wax and gently scrape the face of the iron to remove adhering particles of starch, and that will permit the starch thus removed to fall away without clogging the waxing-surface. All of these objects and others that will appear hereinafter are accomplished by using a wax-carrying body made of a plane and a transversely-corrugated strip or ribbon of paper, strawboard, or other material, convoluted so that the convolutions of the two strips alternate and impregnating or coating all of the surfaces of this body with wax.

The body made as above described is fo-
 40 raminous or cellular, its cells or interstices being vertical and entirely open from top to bottom. The strips being stood on edge, the upper or working surface of the pad will act as a scraper and remove from the iron particles of starch adhering thereto, and these parti-
 45 cles will fall through the interstices of the pad. The iron will take up the necessary quantity of wax, and as the wax is thus taken from the upwardly-presented edges of the strips the latter, being deprived of the support
 50 afforded by the wax, will wear down or be mashed down; but as this action proceeds and until the wax is wholly used the pad will al-

ways have the characteristics above de-
 scribed—i. e., it will have a combined scrap-
 ing and waxing surface and vertical inter-
 stices. I desire to have it understood, how-
 ever, that in its broadest aspect the invention
 is not limited to a body of the precise con-
 struction above described. I believe myself
 to be the first to provide a wax-pad having a
 60 body made of a strip of sheet material stood
 on edge and separated at numerous points for
 the purpose of providing numerous inter-
 stices. Again, I believe myself to be the first
 to provide a wax-pad having a wax-carrying
 65 body in the form of a convolute with vertical
 interstices between the convolutions, and es-
 pecially one having convolutions that are al-
 ternately plane and corrugated or zigzag.

In the accompanying drawings, which are
 70 made a part of this specification, Figure 1 is
 a plan view, on a small scale, of a wax-pad em-
 bodying the invention. Fig. 2 is an enlarged
 section of a fragment thereof, the section be-
 ing taken in a plane parallel with the flat
 75 faces of the pad, as indicated by the dotted
 line 2 in Fig. 3. Fig. 3 is a section thereof on
 the line 3, Fig. 2. Fig. 4 is an edge view of a
 fragment of the composite strip of which the
 body of the pad is made.

The composite strip shown in Fig. 4 com-
 80 prises two strips A and B of paper, straw-
 board, or any other sheet material that is
 suitable for the purpose. The strip A is
 plane, but the strip B is corrugated trans-
 85 versely, and the two strips are secured to-
 gether at their points of contact before the
 composite strip is wound to form the body.
 In short, the composite strip is simply a strip
 cut from a sheet of corrugated packing-paper,
 90 such as is used for wrapping bottles, &c., and
 which is a well-known article of commerce.
 The body is made by winding one of these
 composite strips upon itself to form a con-
 95 volute, as shown in Fig. 1, the several con-
 volutions being secured together by any suit-
 able means. In the drawings I have shown a
 pin C driven through the end of the last con-
 volution and through adjacent convolutions,
 and, if desired, other pins may be inserted at
 100 intervals as the winding proceeds, as shown
 at c in Fig. 1, or, if desired, the end of the
 last convolute may be secured by glue or
 the like. All of the surfaces of the body

thus constructed are impregnated or coated with wax, as shown at D, or they may be both impregnated and coated. This may be done by simply immersing the body in the melted wax, removing it, and allowing the surplus wax to drain off. This coating of wax, in addition to the function already ascribed to it, serves to firmly unite and bind the strips together at every contacting point, and this alone may be relied upon, if desired, for binding the several convolutions together.

A pad thus constructed is extremely rigid and the walls of the cells will resist being broken down by the weight of the iron, even when augmented by the pressure incident to ordinary use.

The term "wax" as herein used is intended to comprehend any wax or wax-like substance. I prefer to use a mixture of beeswax and paraffin.

Having thus described my invention, the following is what I claim as new therein and desire to secure by Letters Patent:

1. A wax-pad having a wax-carrying body made of strips of sheet material stood on edge and separated at points to provide numerous vertical interstices between the strips, substantially as described.

2. A wax-pad having a wax-carrying body made of strips of sheet material, convoluted,

the several convolutions being separated at points to provide numerous vertical interstices, substantially as described.

3. A wax-pad having a wax-carrying body made of plane and corrugated strips of sheet material stood on edge vertically and secured together so as to leave numerous interstices extending through it vertically from top to bottom, substantially as described.

4. A wax-pad having a wax-carrying body made of a plane and a corrugated strip of sheet material stood on edge and convoluted and means for securing the several convolutions together, substantially as described.

5. A wax-pad having a wax-carrying body made of strips of sheet material convoluted, the several convolutions being separated at points to provide vertical interstices between the strips, and wax coating the walls of the interstices, substantially as described.

6. A wax-pad having a wax-carrying body made of plane and corrugated strips of sheet material convoluted, and wax coating the walls of the interstices, substantially as described.

CHARLES C. BONAR.

Witnesses:

L. M. HOPKINS,
HOMER L. KRAFT.