

No. 735,689.

PATENTED AUG. 11, 1903.

W. P. C. ADAMS.  
STRAP LOCK.

APPLICATION FILED MAY 11, 1903.

NO MODEL.

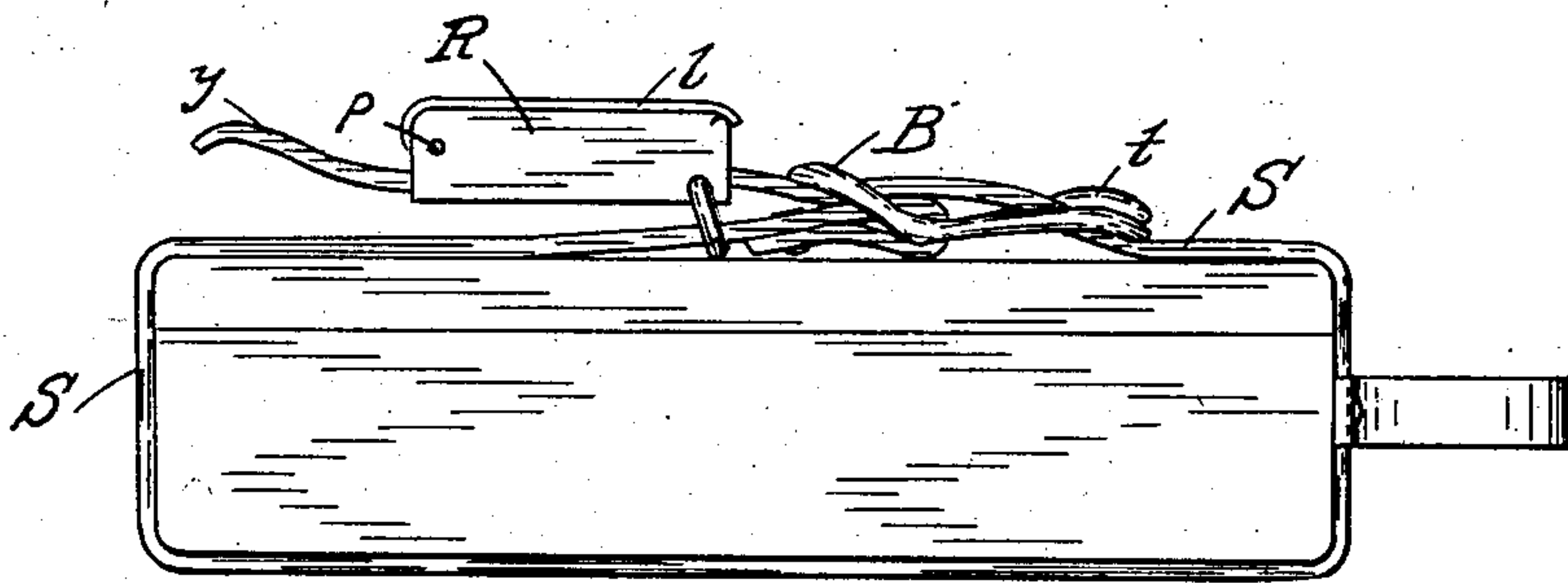


FIG. 1.

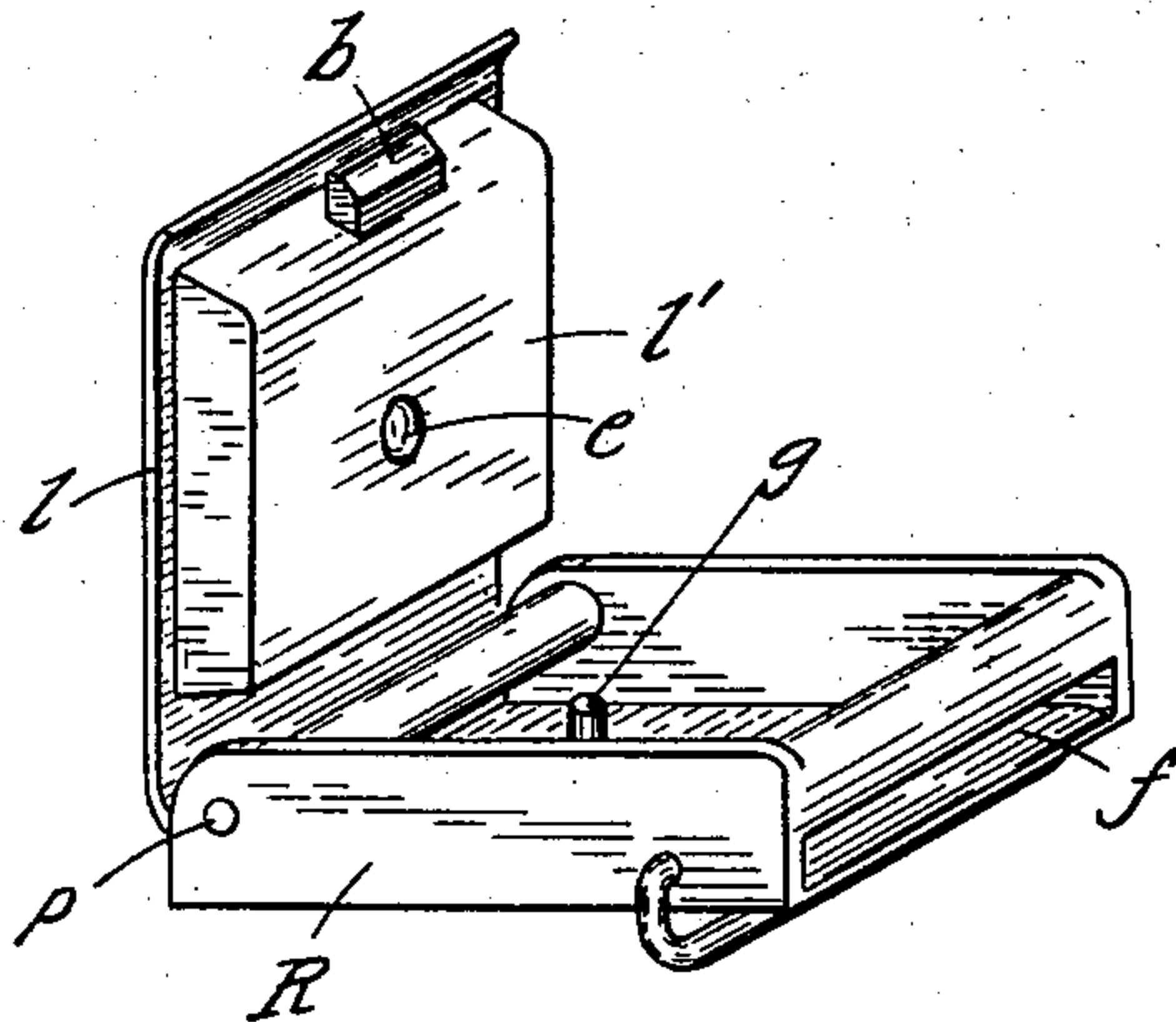


FIG. 2.

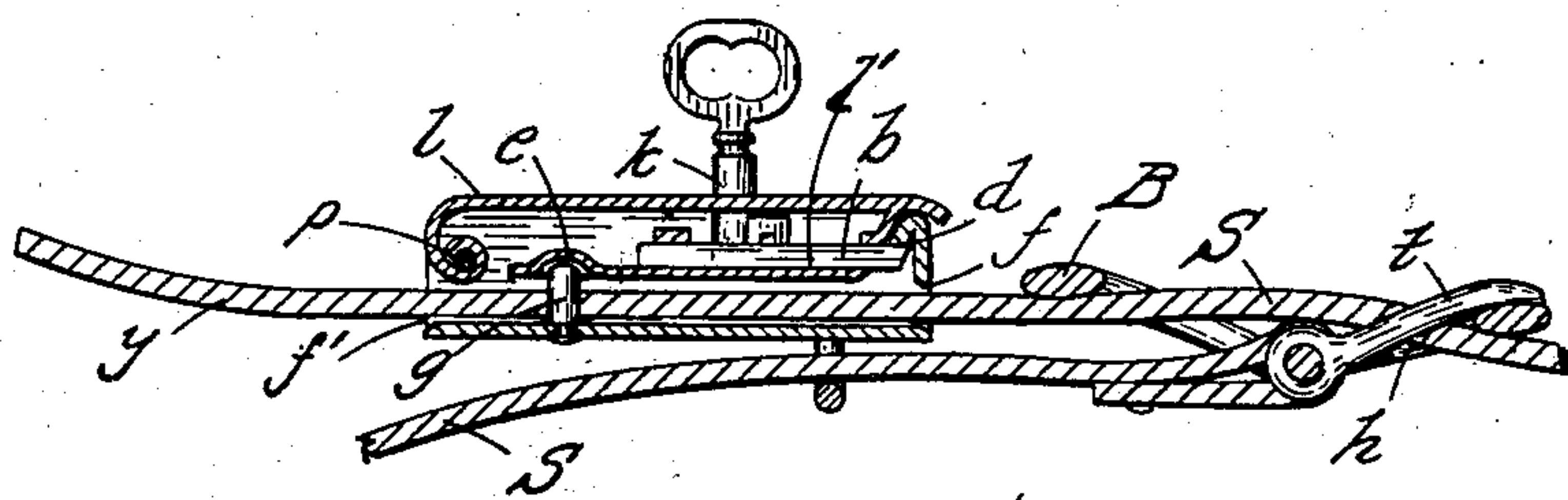


FIG. 3.

WITNESSES:

Ross W. Tulloch  
J. W. Th. Olm.

INVENTOR

W. P. C. Adams.

BY

Pierre Barnes.  
ATTORNEY

# UNITED STATES PATENT OFFICE.

WILLIAM PENN CHALFANT ADAMS, OF SEATTLE, WASHINGTON, ASSIGNOR  
OF ONE-HALF TO PIERRE BARNES, OF SEATTLE, WASHINGTON.

## STRAP-LOCK.

SPECIFICATION forming part of Letters Patent No. 735,689, dated August 11, 1903.

Application filed May 11, 1903. Serial No. 156,573. (No model.)

*To all whom it may concern:*

Be it known that I, WILLIAM PENN CHALFANT ADAMS, a citizen of the United States, residing at Seattle, in the county of King and State of Washington, have invented certain new and useful Improvements in Strap-Locks, of which the following is a specification, reference being had therein to the accompanying drawings.

This invention has relation to strap-locks; and it consists in the construction, novel arrangement, and adaptation of devices, as will be hereinafter more fully set forth and claimed.

The object of the invention is the provision of a lock for use on or with a strap and its buckle used for securing on or about packages—such as mail-sacks, sailor-bags, shawls, and valises—and prevent the withdrawal of the strap from its buckle. This object I accomplish by the means shown and described in the accompanying drawings, in which—

Figure 1 is an end elevation of a valise and its strap with my improved strap-lock applied thereto. Fig. 2 is a perspective view of the invention, showing the lid or cover raised; and Fig. 3 is a vertical sectional view of the strap-lock attached to a strap, also shown in section.

Referring to the said drawings, the letter S indicates a strap, to one end of which is secured a buckle B, provided with a tongue *t* for engaging with one of the series of apertures *h* commonly found in straps or belts.

R indicates a shell comprised of a box-like main portion, to which is hinged by pivot *p* a lid *l*, having upon its under side a casing *l'* for accommodating the lock proper. This lock may be of any suitable pattern, having a bolt *b* or the like, which is protruded into or withdrawn from a socket or ledge *d*, provided on the front wall of the shell, by a key *k*, inserted through an aperture (not shown) in the lid.

Projecting upwardly from the bottom of the shell is a stud *g*, positioned so as to register

with an aperture or indentation *e*, provided in the casing *l'* of the lid when the latter is closed. Openings *f* and *f'* are provided in the front and back walls, respectively, of the shell.

The operation of the invention is as follows: The free end *y* of a strap after being buckled is inserted through the shell-openings *f* and *f'* while the lid is open, and the device is drawn along the strap to engage the stud *d* thereof in the strap-aperture next adjacent to the buckle. The lid is now closed and locked, thus fixedly securing the device to the strap and obstructs the withdrawal of the strap end through the buckle and the undoing or opening of the package.

It may be mentioned that this invention is not intended nor is it adapted to be used as a buckle, but is intended and devised solely for a strap-lock.

Having described my invention, what I claim as new, and desire to secure by Letters Patent, is—

1. A device of the character described, a casing having open ends to receive a strap, a hinged lid secured to the casing, a lock on the under side of the lid having a recess in its face, and a rigid stud projecting upwardly from the bottom of the casing into the said recess and adapted to receive a strap passed through the open ends of the said casing.

2. A device of the character described, a casing having open ends, a flange extending across the casing, a hinged lid having a lip engaging over the base of said flange, a lock carried by the lid and adapted to engage said flange, and means contacting with the lock for retaining a strap in the casing, substantially as described.

In testimony whereof I affix my signature in presence of two witnesses.

WILLIAM PENN CHALFANT ADAMS.

Witnesses:

PIERRE BARNES,  
HENRY S. NOON.