

No. 735,354.

PATENTED AUG. 4, 1903.

F. J. FEINEMAN.
BURIAL CASKET.

APPLICATION FILED APR. 9, 1903.

NO MODEL.

Fig. I.

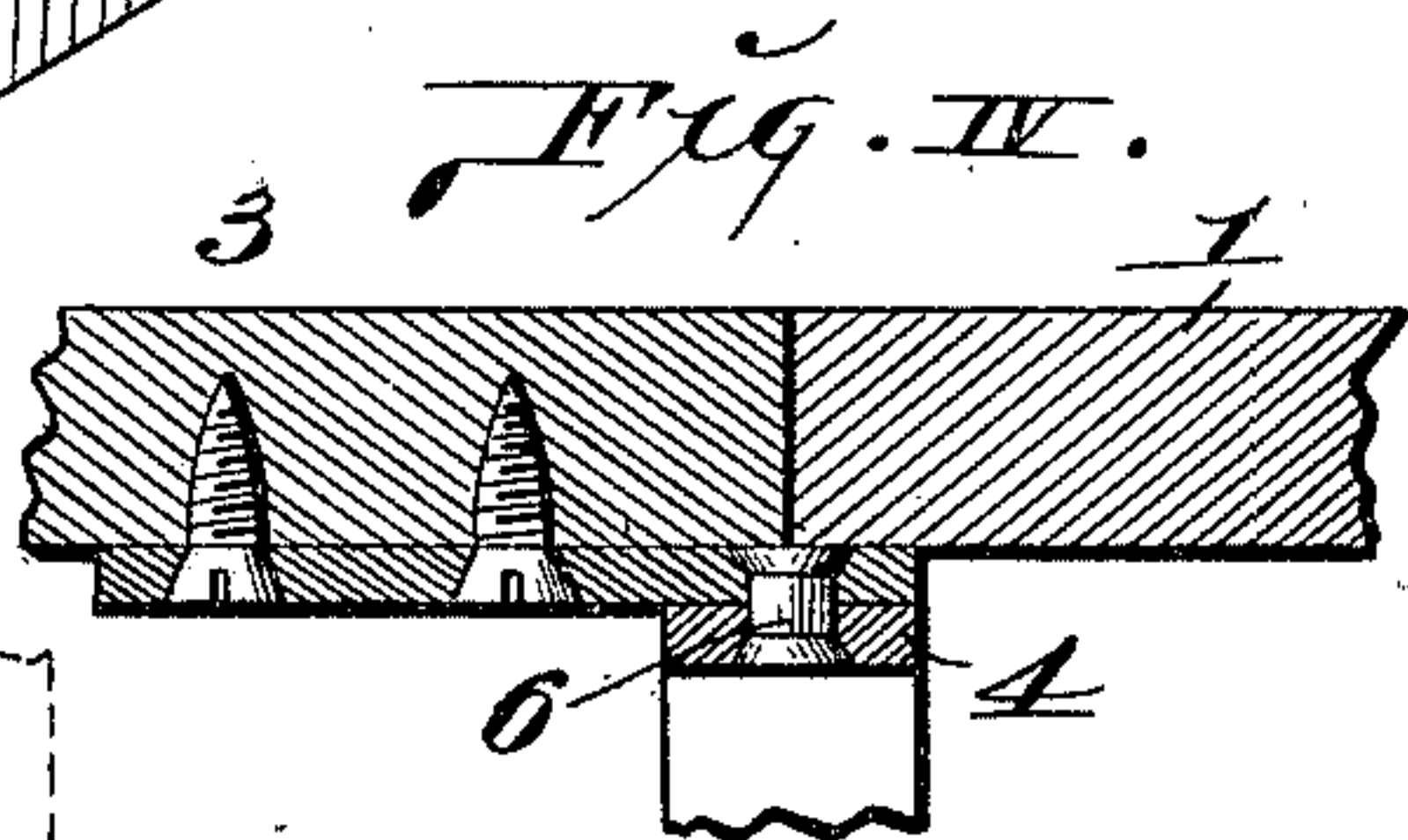
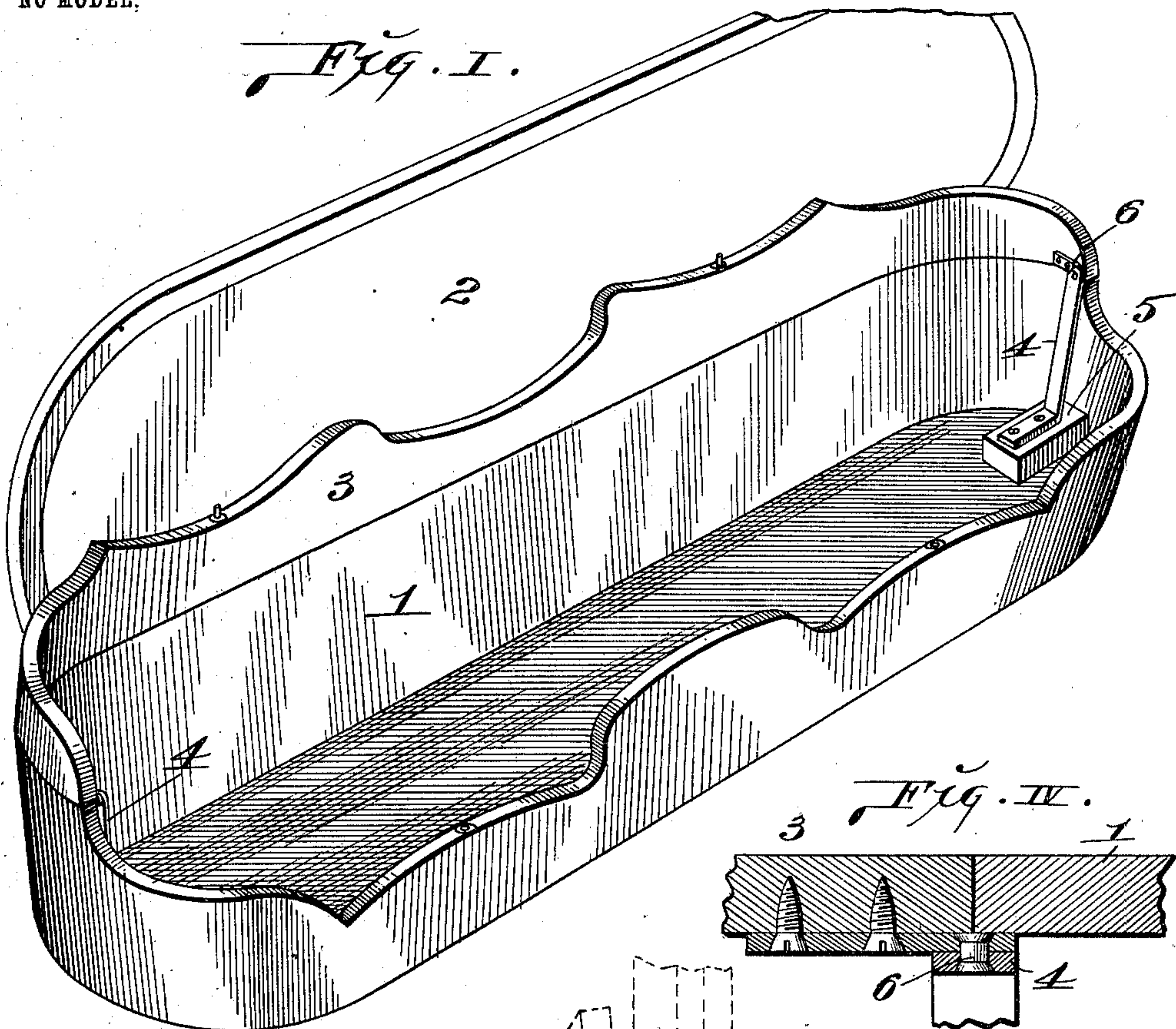


Fig. II.

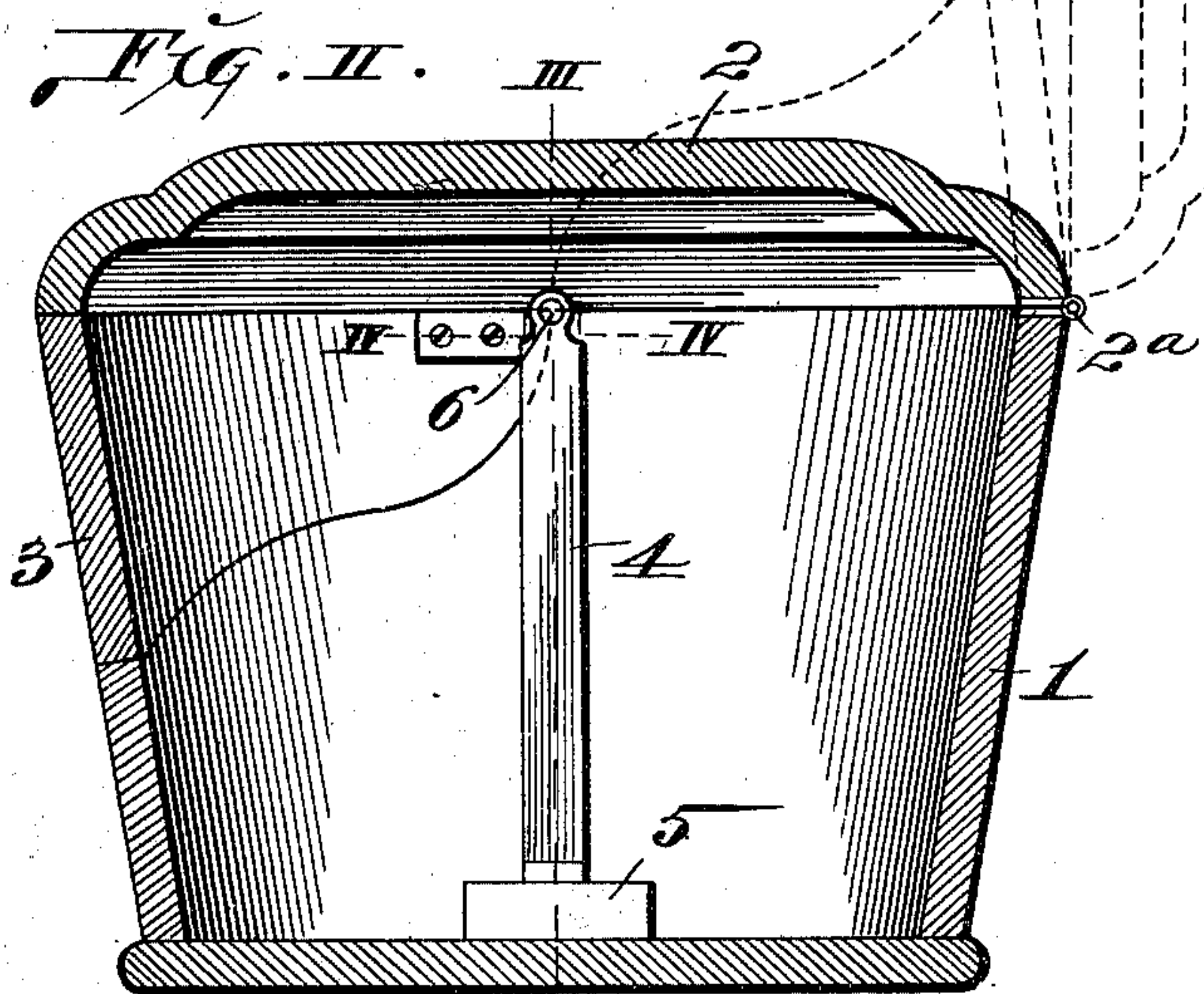
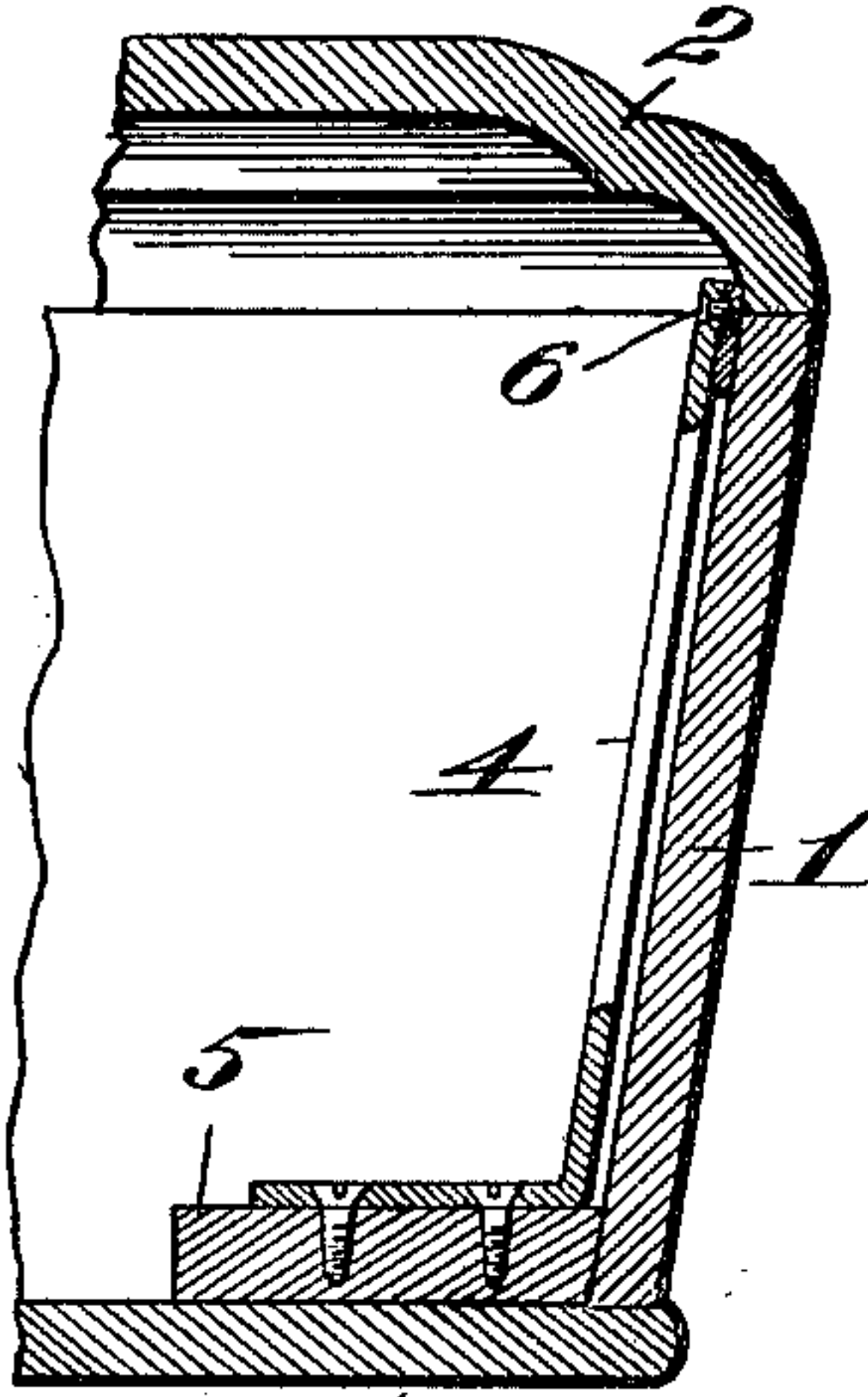


Fig. III.



Attest:—
M. Smith,
E. S. Knight

Inventor:—
Fred'k J. Feineman.
By Wright Bro
atty's.

UNITED STATES PATENT OFFICE.

FREDERICK J. FEINEMAN, OF ST. LOUIS, MISSOURI.

BURIAL-CASKET.

SPECIFICATION forming part of Letters Patent No. 735,354, dated August 4, 1903.

Application filed April 9, 1903. Serial No. 151,817. (No model.)

To all whom it may concern:

Be it known that I, FREDERICK J. FEINEMAN, a citizen of the United States, residing in the city of St. Louis, in the State of Missouri, have invented certain new and useful Improvements in Caskets, of which the following is a full, clear, and exact description, reference being had to the accompanying drawings, forming part of this specification.

10 My invention relates to the couch type of caskets—that is to say, a casket a portion of the front of which can be thrown back after the lid or cover is opened, so as to give the casket a couch-like appearance.

15 My invention has for its object the provision of improved means of hinging the movable portion of the front to the body of the casket.

20 My invention consists in features of novelty hereinafter fully described, and pointed out in the claims.

Figure I is a perspective view of my improved casket in its open condition. Fig. II is a transverse section of the casket in its closed condition. Fig. III is a detail vertical longitudinal section taken on the line III III, Fig. II. Fig. IV is an enlarged detail horizontal section taken on line IV IV, Fig. II.

Referring to the drawings, 1 represents the 30 body of the casket, 2 the cover or lid hinged to the body at 2^a; and 3 the movable portion of the front wall of the body of the casket. My invention consists of the construction and arrangements of means and mechanism for 35 securing this movable section to the body of the casket.

As shown, the movable section 3 of the body of the casket is pivotally secured or hinged at 6 to the upper ends of the standards 4, located at the head and foot of the 40 casket, said standards being formed from

sheet metal and provided with a foot-piece extending at right angles, or nearly so, to the upright portion, by means of which they are secured by screws or otherwise to blocks 5, 45 seated on and made fast to the bottom or floor of the casket. These arms lie close against the ends of the casket, so as not to be objectionable in the way of taking up room, and they have sufficient elasticity in 50 them to avoid danger of breaking or straining the hinges 6 if for any reason the movable section does not fit snugly against the upper edge of the front of the casket, and by using the blocks 5 provision is made for the 55 vertical adjustment of the arms (by using a thin or thick block) in case they should be too long or too short.

I claim as my invention—

1. In a casket, the combination with a body 60 portion and a cover hinged to the body portion, of arms secured upon or adjacent to the bottom of the body portion and extending upwardly therefrom, and a movable section forming part of the front of the casket and 65 hinged to said arms adjacent to the upper edge of the end pieces of the body portion of the casket, substantially as set forth.

2. In a casket, the combination with a body 70 portion, and a cover or lid hinged to the body portion, of blocks made fast to the bottom of the casket, arms secured to the blocks and extending upwardly from the bottom portion of the casket, and a movable section forming a part of the front of the casket and hinged 75 to said arms adjacent to the upper edge of the end pieces of the body portion of the casket.

F. J. FEINEMAN.

In presence of—

E. S. KNIGHT,
M. P. SMITH.