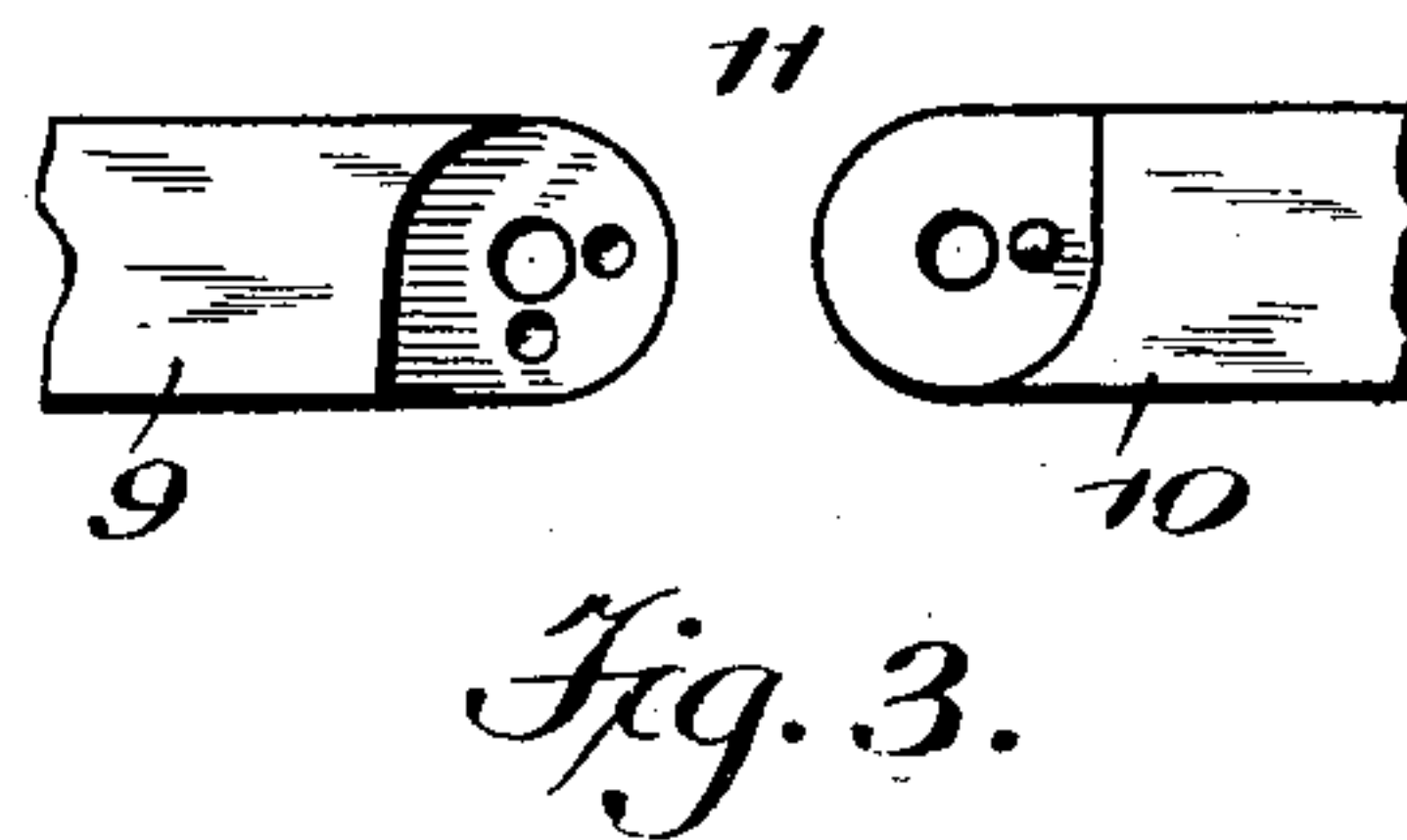
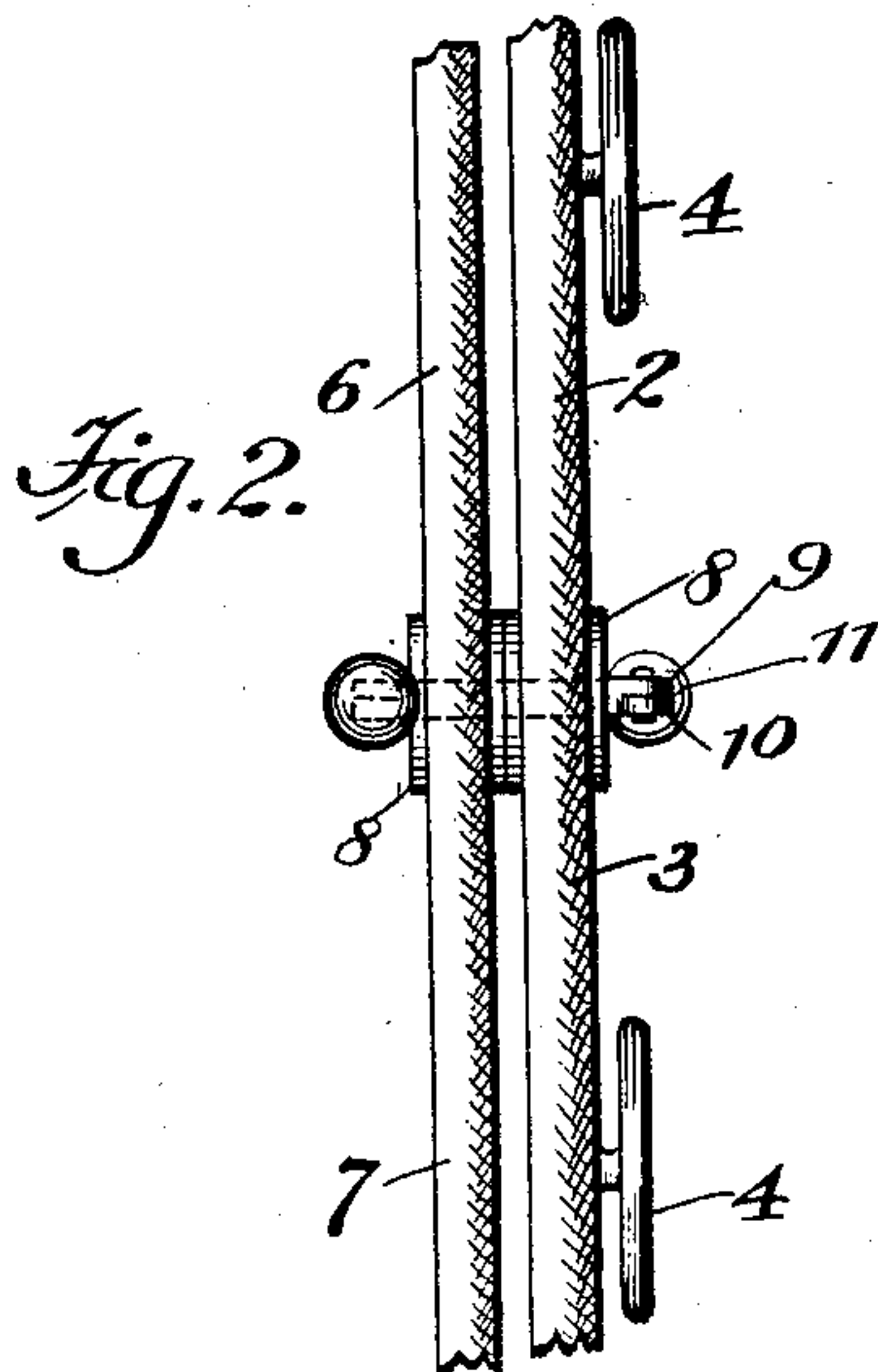
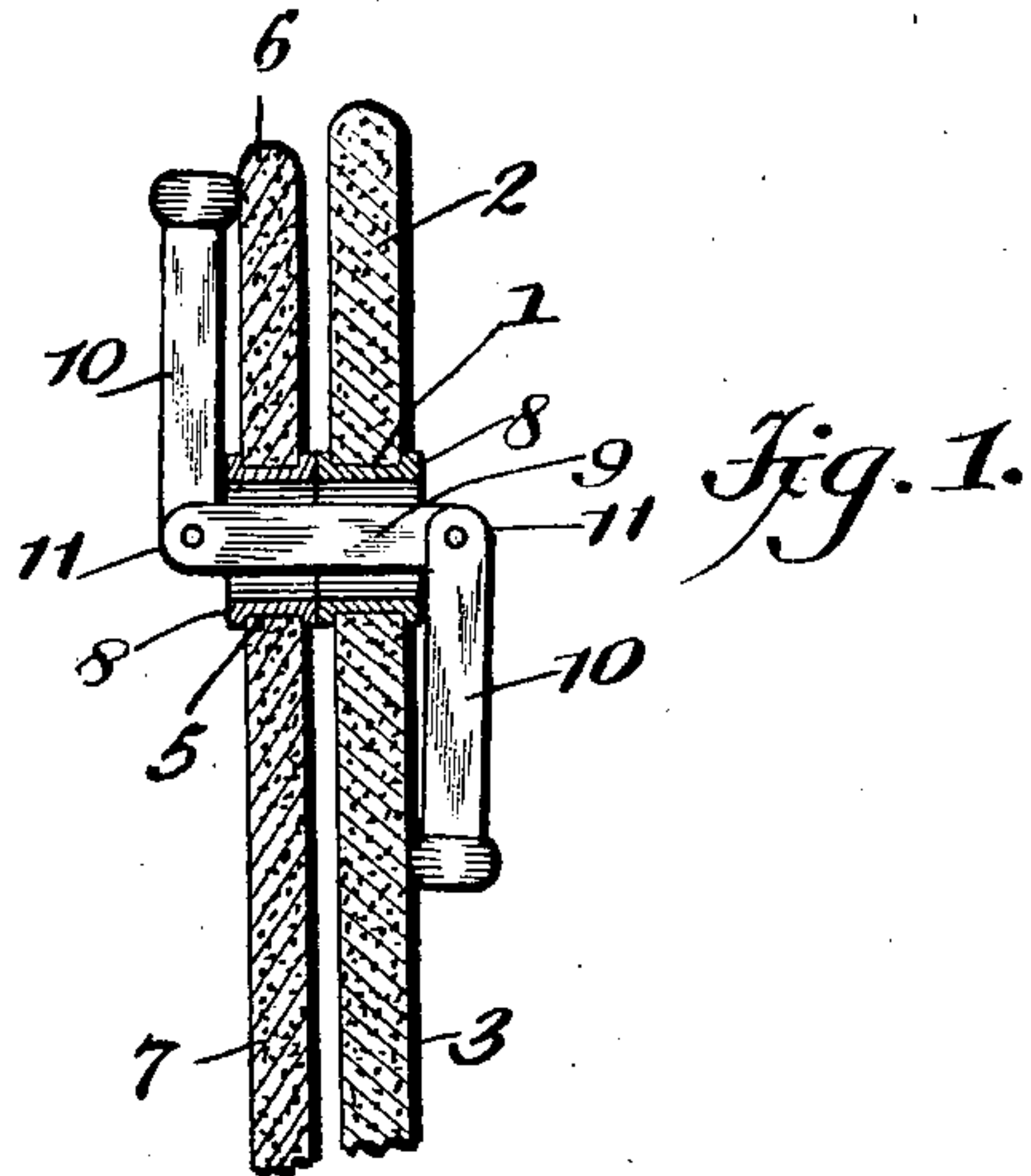


No. 734,097.

PATENTED JULY 21, 1903.

J. H. ROPER.
DRAWERS SUPPORTER.
APPLICATION FILED OCT. 24, 1901.

NO MODEL.



WITNESSES:

A. Rappaport
Hartwell P. Heath

INVENTOR

John H. Roper
BY *J. R. Littell*
his ATTORNEY.

UNITED STATES PATENT OFFICE.

JOHN H. ROPER, OF WATERBURY, CONNECTICUT.

DRAWERS-SUPPORTER.

SPECIFICATION forming part of Letters Patent No. 734,097, dated July 21, 1903.

Application filed October 24, 1901. Serial No. 79,789. (No model.)

To all whom it may concern:

Be it known that I, JOHN H. ROPER, a citizen of the United States, residing at Waterbury, in the county of New Haven and State of Connecticut, have invented certain new and useful Improvements in Drawers-Supporters, of which the following is a specification.

This invention relates to drawers-supporters, and has for its object to provide an improved device of the class described which will possess points of advantage in convenience, simplicity, inexpensiveness, effectiveness, and general efficiency.

Another object of my invention is to provide an improved device of the class described which will securely support the drawers at the waistband of the trousers and which will remain attached to the trousers when not in use.

Ordinarily drawers-supporters which are attached to the suspenders pull the drawers above the trousers and have an untidy appearance, as is also the case with straps secured to the waistband of the drawers and slipped over the ends of the suspenders. Supporters which are hooked on the trousers and fastened to the drawers show above the waistband of the trousers and are large and untidy and if left on the trousers when not in use are liable to fall off and get misplaced. These defects and objections are overcome in my improved drawers-supporter, which binds together the waistband of the trousers and of the drawers at several points and which is small and inexpensive and neat in appearance and will remain securely attached to the trousers when not in use.

In the drawings, Figure 1 is a side view of a drawers-supporter embodying my improvements in operative position, showing parts of the trousers and drawers in section. Fig. 2 is a plan view of same in inoperative position. Fig. 3 is a detail view of the joints of the same.

Corresponding parts in all the figures are denoted by the same reference characters.

My improved drawers-supporter comprises in general apertures in the waistband of the trousers, adapted to register with similar apertures in the waistband of the drawers, and means adapted to be passed through said ap-

ertures and to bind said waistbands securely together, said means comprising a member provided with two joints or knuckles, which permit said member to be extended in a straight line and to have the end portions turned at right angles to the middle portion and extend in opposite directions.

In the form shown in the drawings my improved drawers-supporter comprises an aperture 1 on each side in the waistband 2 of the trousers 3, located, preferably, between the suspender-buttons 4. Similar apertures 5 are provided in the waistband 6 of the drawers 7 and adapted to register with the apertures 1 when the drawers 7 and trousers 3 are on the wearer. Such apertures 1 and 5 may be protected against liability to tear or wear in any suitable manner, herein shown as the insertion in such apertures 1 and 5 of eyelets 8. A device is provided which may be passed through such eyelets 8 and secured therein and which will securely bind the waistbands 2 and 6 together and prevent the drawers 7 from slipping down. A convenient form of such device is herein shown and embodies a body portion 9 and two end portions 10, the said end portions 10 being connected with the body portion 9 at its ends in such manner that the three portions may be extended in a straight line or the end portions 10 may be turned at right angles to the body portion 9 and extend in opposite directions. This connection of the end portions 10 and the body portion 9 may be by any suitable joint, herein shown as a spring-joint 11.

It is evident that my improved drawers-supporter may be used for various other purposes, such as supporting flannel or other trousers when suspenders are not worn. In such cases eyelets may be inserted in the belt similar to those in the waistband of the trousers and adapted to register therewith, and it may also be used as a keeper by providing suitable holes in the end and body portion of the belt and inserting the device through such holes and operating it in the same manner as with trousers and drawers.

The operation and advantages of my invention will be readily understood and appreciated by persons skilled in the art to which it appertains. The waistbands of the trousers and drawers being provided with

eyelets, as described, such eyelets are brought opposite each other when the garments are put on and the fastening device, the parts of which have been extended in a straight line, 5 passed through the eyelets and one end portion, as that on the outside of the waistband of the trousers, turned down and the other end portion turned up. If a device with only one end portion is used, it is passed through 10 the eyelets in the same manner, with the head on the outside and the end portion turned up on the inside of the drawers. It is evident that the latter form will make a very neat supporter, as the head will serve to close the 15 opening in the eyelet and be scarcely seen. When not in use, the device will remain securely attached to the trousers by turning the end portion or portions at a suitable angle to the body portion.

20 I do not desire to be understood as limiting myself to the details of construction and arrangement as herein described and illustrated, as it is manifest that variations and modifications may be made in the features 25 of construction and arrangement in the adaptation of the device to various conditions of use without departing from the spirit and scope of my invention and improvements. I

therefore reserve the right to all such variation and modification as properly fall within 30 the scope of my invention and the terms of the following claim.

Having thus described my invention, I claim and desire to secure by Letters Patent— 35

A device for holding the bands of drawers and trousers in close juxtaposition on the wearer's person, the same comprising a central bar adapted to pass through registering openings in the garment-bands named, and 40 two folding bars the extreme inner ends of which are in connection with the extreme ends of the central bar one to each, and their outer ends being free to be brought into alignment when passed through the registering 45 openings, and also free for folding in opposite directions, one outside and one inside, against the conjoined garments, substantially as set forth.

In testimony whereof I have signed my 50 name in the presence of the subscribing witnesses.

JOHN H. ROPER.

Witnesses:

HELEN F. ROPER,
A. F. ABBOTT.