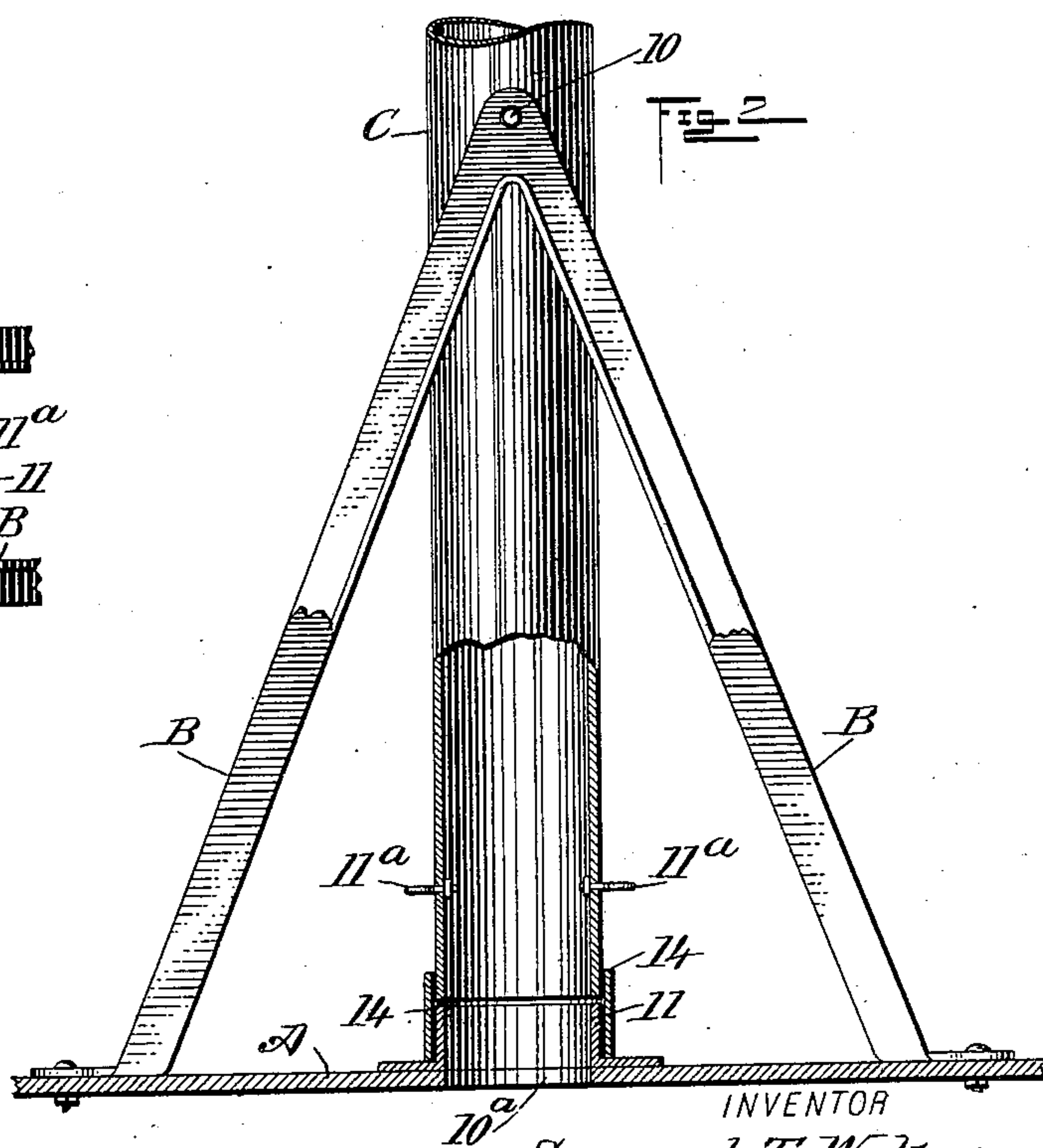
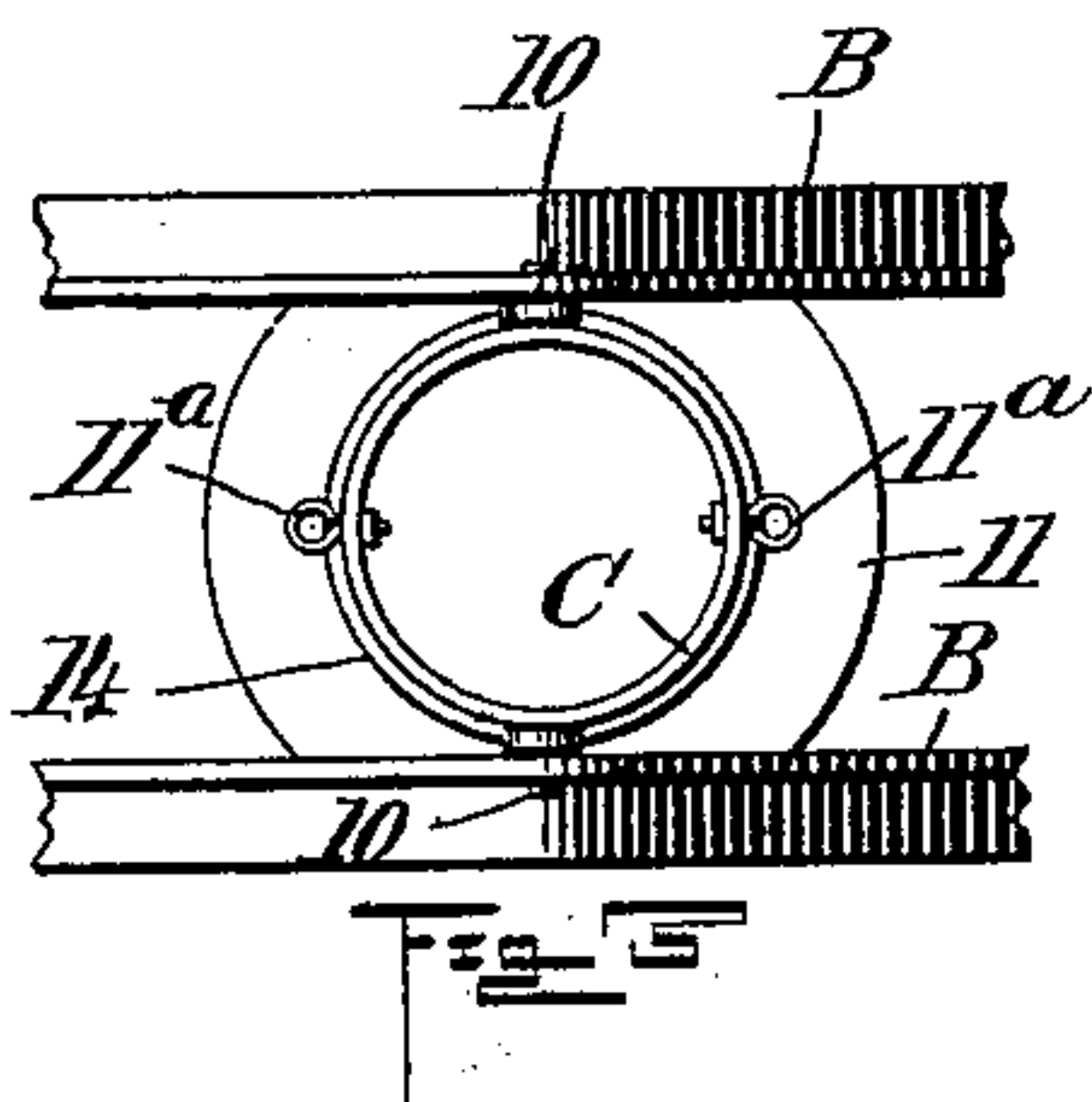
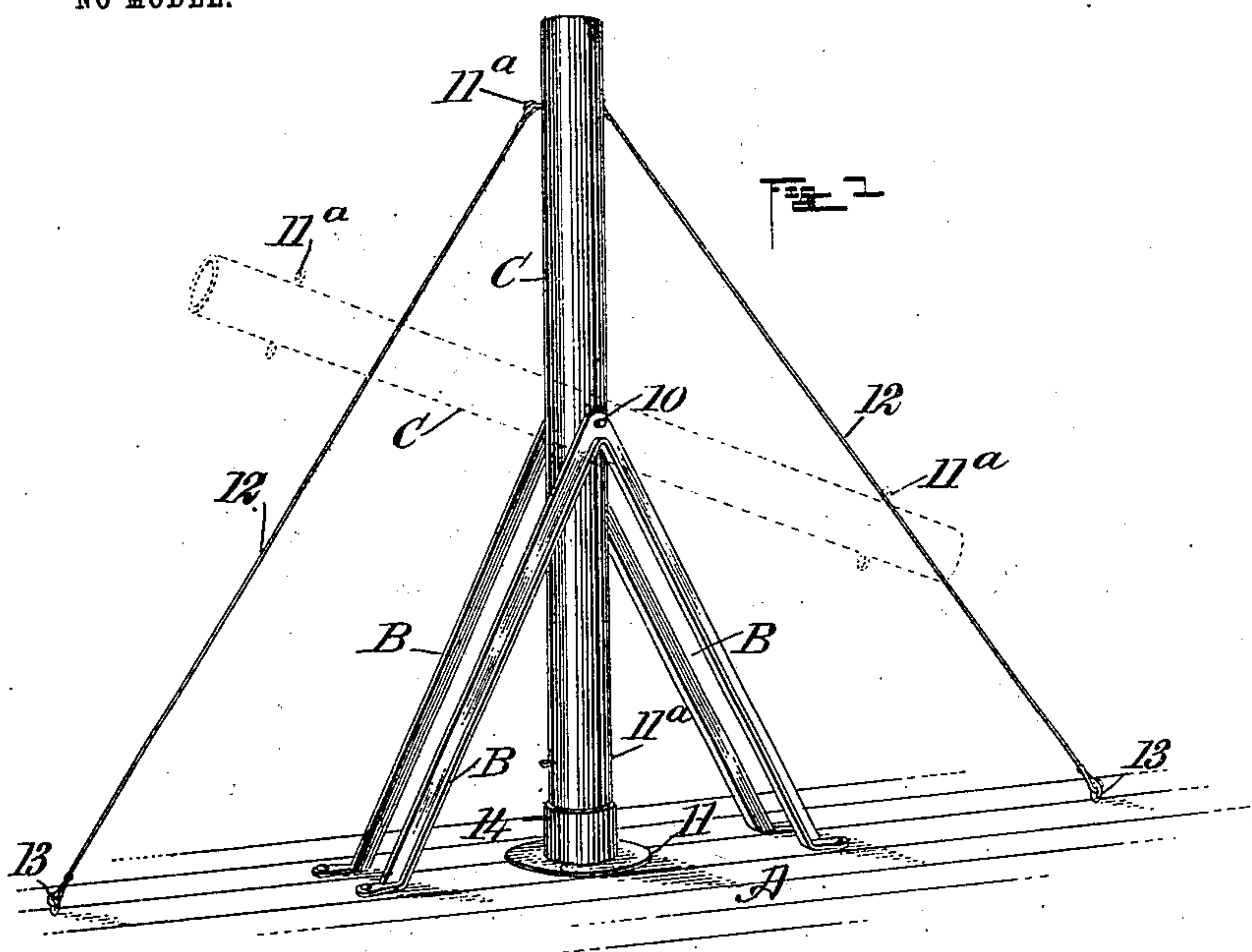


No. 731,248.

PATENTED JUNE 16, 1903.

S. T. WALTON.
REVERSIBLE SMOKE STACK.
APPLICATION FILED FEB. 18, 1903.

NO MODEL.



WITNESSES:

Charles H. ...
John D. ...

INVENTOR

Samuel T. Walton

BY *Munn & Co.*

ATTORNEYS.

UNITED STATES PATENT OFFICE.

SAMUEL T. WALTON, OF NEW YORK, N. Y.

REVERSIBLE SMOKE-STACK.

SPECIFICATION forming part of Letters Patent No. 731,248, dated June 16, 1903.

Application filed February 18, 1903. Serial No. 143,936. (No model.)

To all whom it may concern:

Be it known that I, SAMUEL T. WALTON, a citizen of the United States, and a resident of the city of New York, borough of Brooklyn, in the county of Kings and State of New York, have invented a new and Improved Reversible Smoke-Stack, of which the following is a full, clear, and exact description.

The purpose of the invention is to so construct a smoke-stack that it may be turned end for end, whereby to readily clean the stack, the stack remaining upon its pivots, and to provide a means for securing the stack to its base whichever end is uppermost by means of a slip-collar and suitable guys.

Another purpose of the invention is to so construct the stack that it will be readily reversible and conveniently secured in proper position.

The invention consists in the novel construction and combination of the several parts, as will be hereinafter fully set forth, and pointed out in the claims.

Reference is to be had to the accompanying drawings, forming a part of this specification, in which similar characters of reference indicate corresponding parts in all the figures.

Figure 1 is a perspective view of the improved stack set up. Fig. 2 is an enlarged sectional view of the stack, illustrating the manner in which it is connected with its base; and Fig. 3 is a plan view of the improved stack, the guys being removed and its supports appearing in partial plan view.

A represents a base adapted to be supported in any approved manner, and over this base the smoke-stack C is located, being pivotally supported at a point practically about centrally between its ends by suitable pivot-pins 10, carried by the stack and passed through the upper portion of standards B, which standards are attached to the base, and these standards, as shown, are practically of an A or angular shape.

The lower portion of the stack C is adapted to register with an opening 10^a in the base, as is shown in Fig. 2, and around this opening a collar 11 is secured, extending upwardly from the base. As the stack is turned upon its pivots 10 one end or the other of the stack is brought over the upper portion of this collar 11, and consequently in direct registry

with the opening 10^a in the base, which opening is in communication with the flue over which the stack is placed.

The stack is held in its upright position after its adjustment relative to the opening 10^a by means of guys 12, which may be of any suitable construction and are detachably connected to the stack C near its upper end through the medium of eyes 11^a. These eyes are oppositely placed on the said stack C adjacent to each of its ends, and the said guys 12 are further detachably connected to suitable eyes 13, which are secured to the base A, as is shown in Fig. 1.

When the stack C is placed in a vertical position over the opening 10^a in the base and over the collar 11, extending upwardly from the base, the lower portion of the stack is held in working position by a sleeve 14, located outside of the collar 11 and adapted to extend partially over the said collar and partially over the lower end of the stack. Therefore in practice if the stack C should become foul it is not necessary to employ a ladder of great length to reach the upper portion of the stack to clean it, as by simply slipping up the sleeve 14 on the stack the lower end of the stack after the guys 12 are disconnected from the base may be carried downward to replace the end which was formerly in direct registry with the opening or aperture 10^a in the base, and at such time the lower portion of the stack, which was formerly the upper end, may be brought to any desired angle and thoroughly cleaned, the former lower portion of the stack before the stack was reversed having been previously cleaned. It is evident that by mounting the stack in the manner set forth it can be readily cleaned without particular danger to life. It will be further understood that when a stack is mounted as set forth it not only can be conveniently cleaned, but the wear will not always be at one point, as at any time the stack can be readily turned end for end.

Having thus described my invention, I claim as new and desire to secure by Letters Patent—

1. A smoke-stack and supports therefor upon which the stack is mounted to turn end for end, substantially as described.

2. A smoke-stack, pivotal supports there-

55

60

65

70

75

80

85

90

95

100

for, an apertured base, and a slip connection between the stack and the base, substantially as described.

3. A smoke-stack, a pivotal support there-
5 for, a base for the stack, detachable guys connecting the stack with the base, the base having an opening provided with an upwardly-extending collar, and a slip connection between the lower end of the stack and the said
10 collar for the purpose set forth.

4. The combination with a base, standards secured to the base, a smoke-stack pivoted about centrally between its ends to the said

supports, the base being provided with an opening with which one end of the stack is
15 adapted to register, a collar attached to the base, surrounding the opening therein, a sleeve mounted to slide on the said collar and extend over the lower portion of the stack, and guys detachably connected with
20 the base and with the upper portion of the said stack, as and for the purpose set forth.

SAMUEL T. WALTON.

Witnesses:

FRANK VAN NARNE,
JAMES H. WOOD.