

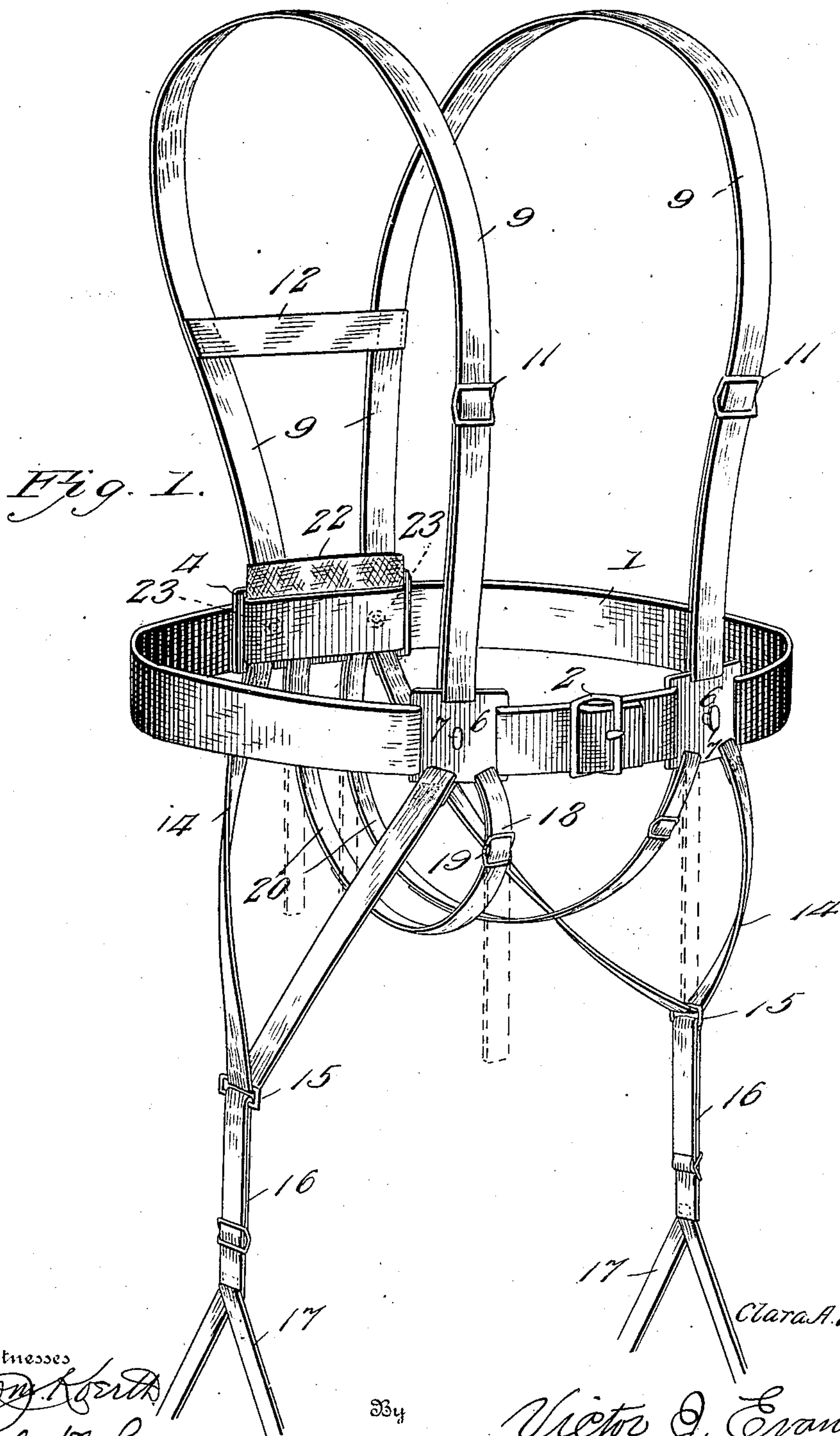
No. 730,726.

PATENTED JUNE 9, 1903.

C. A. WILLIAMS.  
GARMENT SUPPORTER.  
APPLICATION FILED JAN. 28, 1903.

NO MODEL.

2 SHEETS—SHEET 1.



Witnesses  
*Wm. K. Smith*  
*Arthur D. Lawson*

By

*Victor J. Evans*

Attorney

Inventor  
*Clara A. Williams*

No. 730,726.

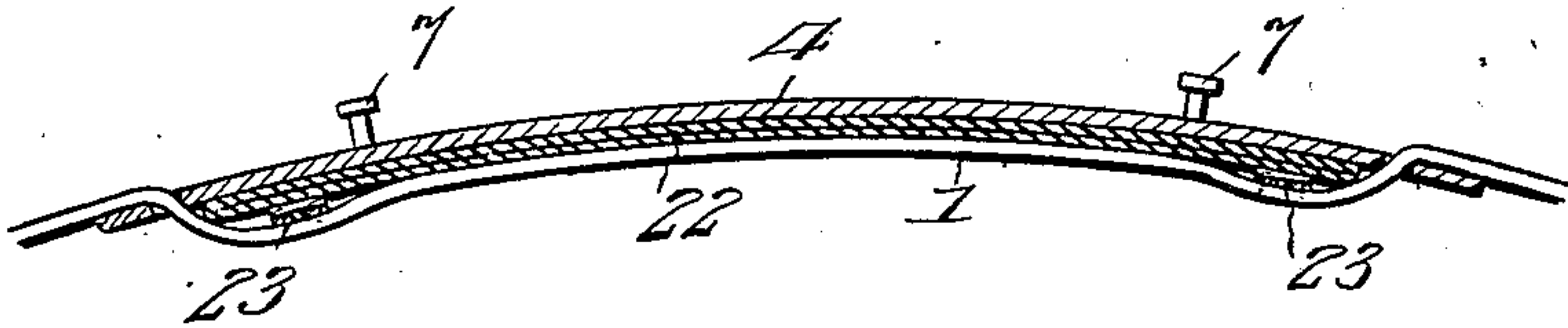
PATENTED JUNE 9, 1903.

C. A. WILLIAMS.  
GARMENT SUPPORTER.  
APPLICATION FILED JAN. 28, 1903.

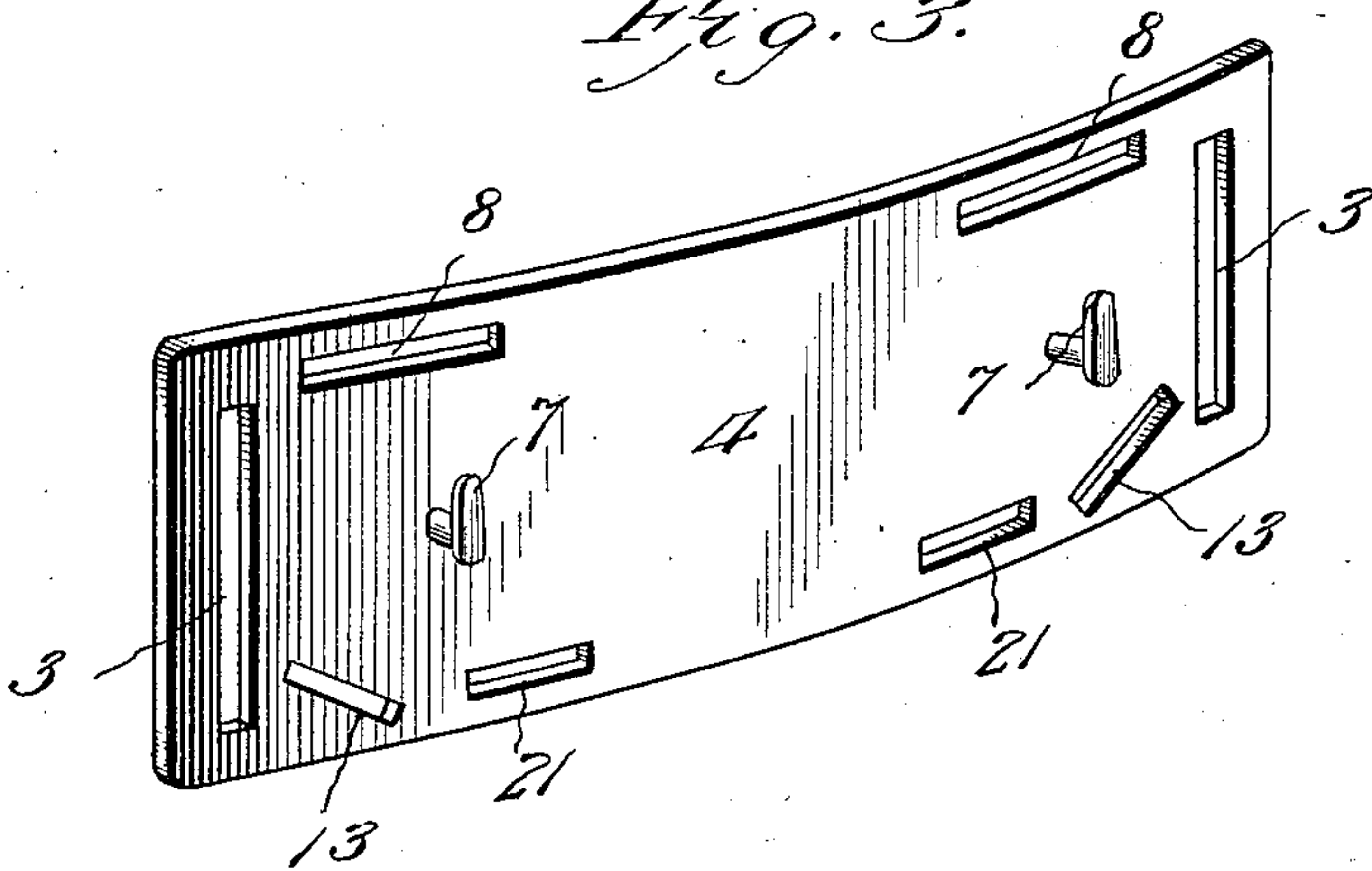
NO MODEL.

2 SHEETS—SHEET 2.

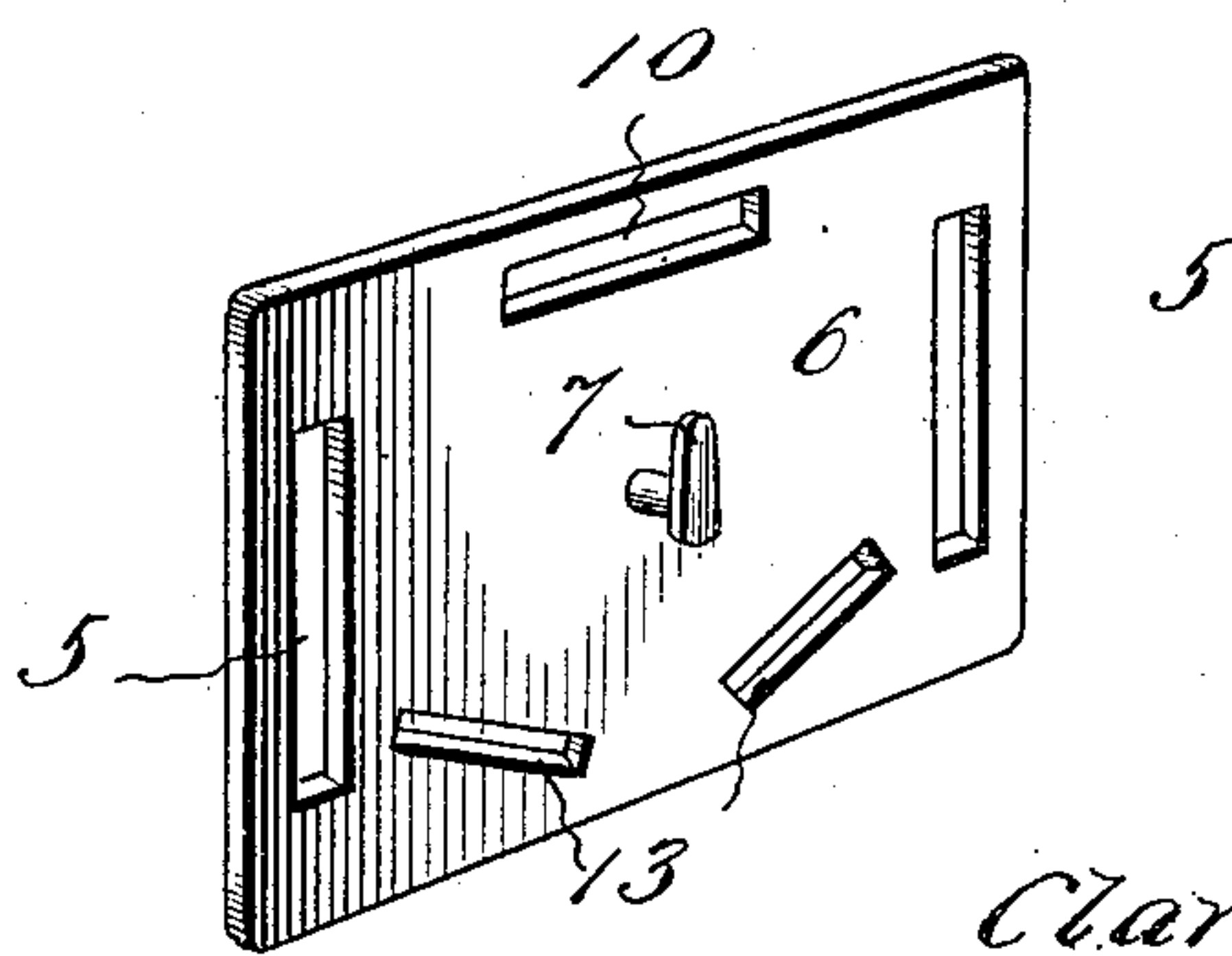
*Fig. 2.*



*Fig. 3.*



*Fig. 4.*



Witnesses

*Wm. North*  
*Arthur Dawson*

By

Inventor  
*Clara A. Williams,*

*Victor J. Evans*

Attorney



# UNITED STATES PATENT OFFICE.

CLARA A. WILLIAMS, OF VIOLA, KANSAS.

## GARMENT-SUPPORTER.

SPECIFICATION forming part of Letters Patent No. 730,726, dated June 9, 1903.

Application filed January 28, 1903. Serial No. 140,922. (No model.)

*To all whom it may concern:*

Be it known that I, CLARA A. WILLIAMS, a citizen of the United States, residing at Viola, in the county of Sedgwick and State of Kansas, have invented new and useful Improvements in Garment-Supporters, of which the following is a specification.

My invention relates to new and useful Improvements in garment-supporters; and its object is to provide a simple and inexpensive device adapted when in position to support all garments from the shoulders of the wearer, thereby relieving the hips of undue pressure.

A further object is to permit the garments to be tightened or loosened as desired while held supported by this device.

Another object is to employ a belt having means for holding down the back of a waist and for retaining the band of a skirt in position over the lower portion of the waist.

Another object is to provide the belt with a pocket for the reception of valuables.

With the above and other objects in view the invention consists in the novel construction and combination of parts, as hereinafter more fully described and claimed, and illustrated in the accompanying drawings, showing the preferred form of my invention, and in which—

Figure 1 is a perspective view of the supporter. Fig. 2 is a section through the rear plate of the belt and the pocket connected thereto. Fig. 3 is a detail view of said plate, and Fig. 4 is a similar view of one of the side plates.

Referring to the figures by numerals of reference, 1 is a non-elastic belt, the ends of which are adapted to be connected by a buckle 2, as shown. This belt extends through slots 3, formed in the ends of a back plate 4, and also through end slots 5 in side plates 6. A button 7 extends from each side plate and from a point near each end of back plate 4, and these buttons are adapted to be placed into engagement with buttonholes which may be formed in the waistbands of the garments to be held. Preferably two slots 8 are formed near the upper edge of plate 4, and within each is secured one end of a non-elastic shoulder-strap 9, the opposite end of which extends through a slot 10, formed near the upper edge of one of the side plates 6. This strap is

folded upon itself and secured to a sliding buckle 11, whereby the same may be adjusted to a desired length. The shoulder-straps are connected near their rear ends by means of a connecting-band 12. An inclined slot 13 is formed near the lower corner of each plate 4 and 6. In each slot 13 in the back plate is fastened one end of a non-elastic strap 14, and the opposite end of each of said straps is secured in the outer slot 13 in one of the side plates. These straps have loops 15 slidably mounted thereon, each of which is engaged by an adjustable elastic band 16, extending from non-elastic strips 17, to which hose-fasteners (not shown) may be secured. A short holding-strap 18 is mounted in each of the inner slots 13 of plates 6, and to one end of each strap is secured a sliding buckle 19, whereby the straps may be adjusted to a desired length. A similar adjustable holding-strap 20 is secured in each of two slots 21, formed in the back buckle, near the lower edge thereof, and these straps 18 and 20 are adapted to be secured by a pin or other means to each other or to a napkin or bandage and will hold the same securely in proper position.

A pocket 22, of leather or other material, may be detachably connected to belt 1 by means of ball-and-socket glove-fasteners 23 and is located, preferably, between said belt and the plate 4. This pocket may be used for holding valuables.

By placing the buttons 7 in engagement with buttonholes formed in the waistbands of garments the garments can be held securely in position. The straps 9 serve to support the weight of the garments from the shoulder, and the hose may also be held by the straps 14, 16, and 17. The straps 18 and 20 can be removed when not needed simply by sliding the buckles 19 over the ends thereof.

In the foregoing description I have shown the preferred form of my invention; but I do not limit myself thereto, as I am aware that modifications may be made therein without departing from the spirit or sacrificing the advantages thereof, and I therefore reserve the right to make such changes as fairly fall within the scope of my invention.

Having thus described the invention, what is claimed as new is—

1. In a garment-support the combination

with a back plate and side plates, of shoulder-  
straps secured to said plates, a belt slidably  
mounted in the plates, a hose-supporting strap  
secured at opposite ends to the back plate and  
5 one side plate, and holding-straps adjustably  
secured to said plates.

2. In a garment-support, the combination  
with a back plate and side plates and buttons  
upon said plates, of adjustable shoulder-straps  
10 secured to said plates, a belt slidably mount-  
ed in the plates, a pocket secured to the belt,  
a hose-supporting strap secured at opposite  
ends to the back plate, and one side plate, and  
holding - straps adjustably secured to said  
15 plates.

3. In a garment-support, the combination  
with a back plate and side plates and buttons  
extending therefrom, of adjustable shoulder-  
straps secured to said plates, a belt slidably  
mounted in the plates, a pocket detachably 20  
secured to the belt, hose-supporting straps  
connecting the back and side plates, and ad-  
justable straps extending from the plates.

In testimony whereof I affix my signature  
in presence of two witnesses.

CLARA A. WILLIAMS.

Witnesses:

J. E. HARE,

W. W. CLINGENFEEL.