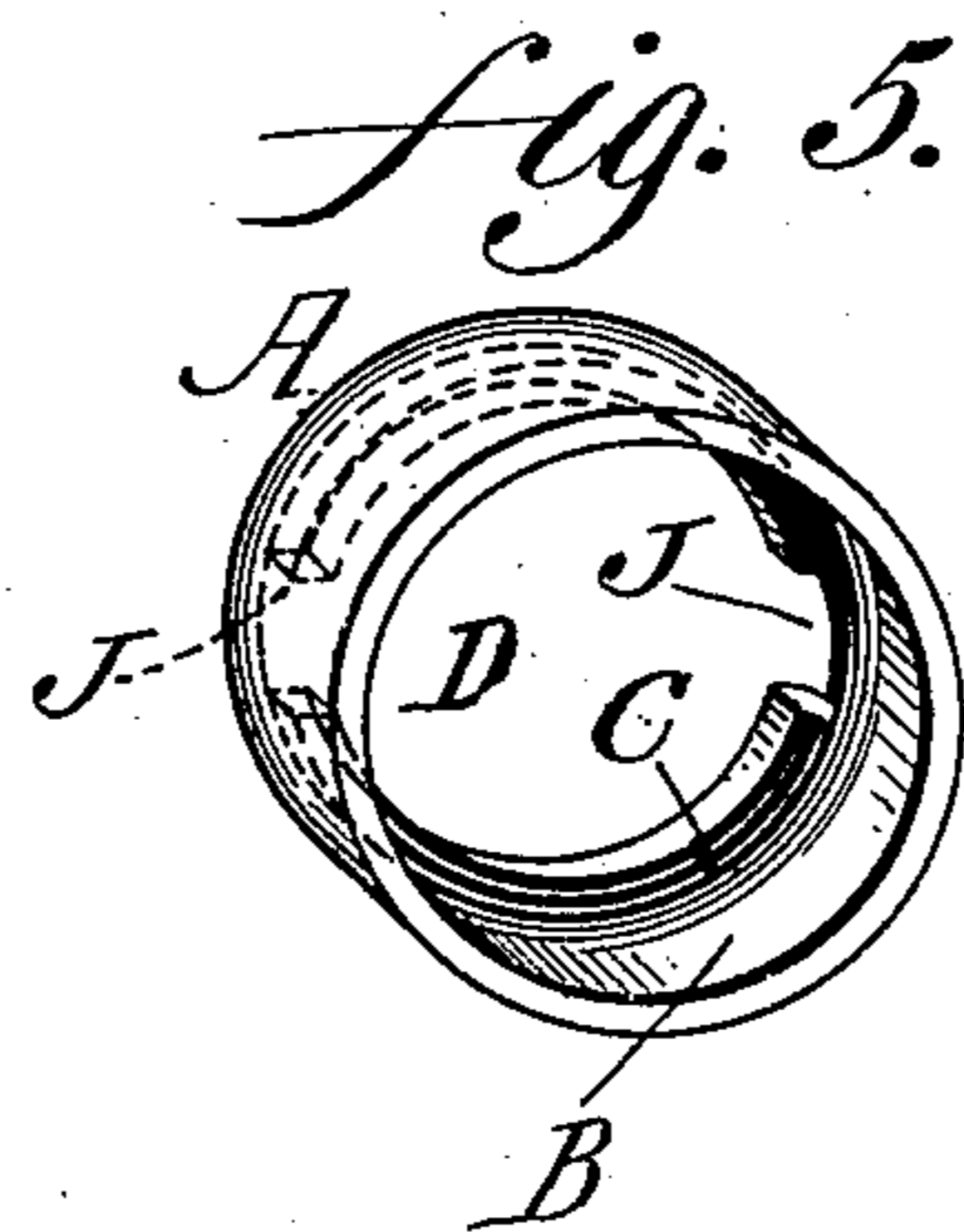
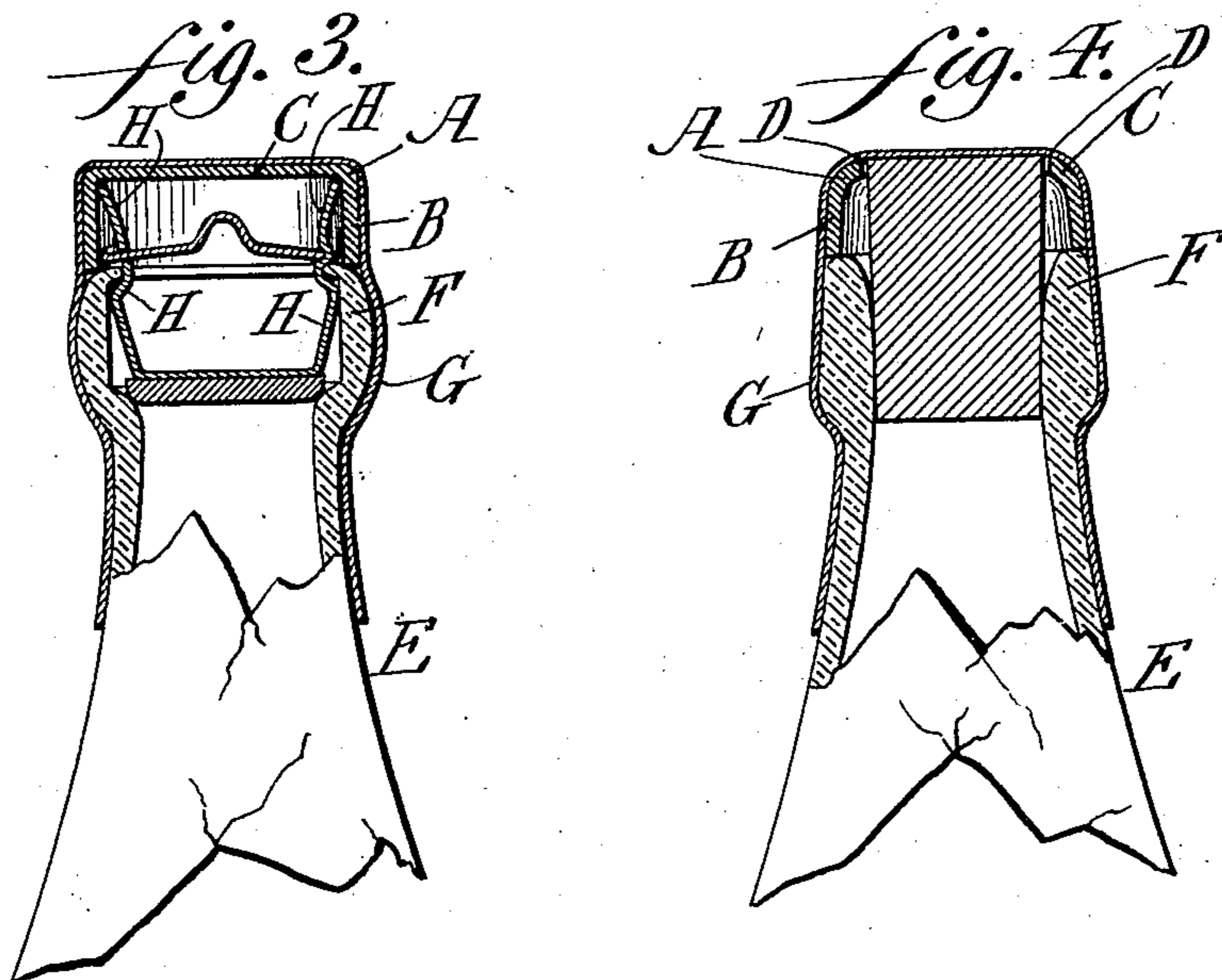
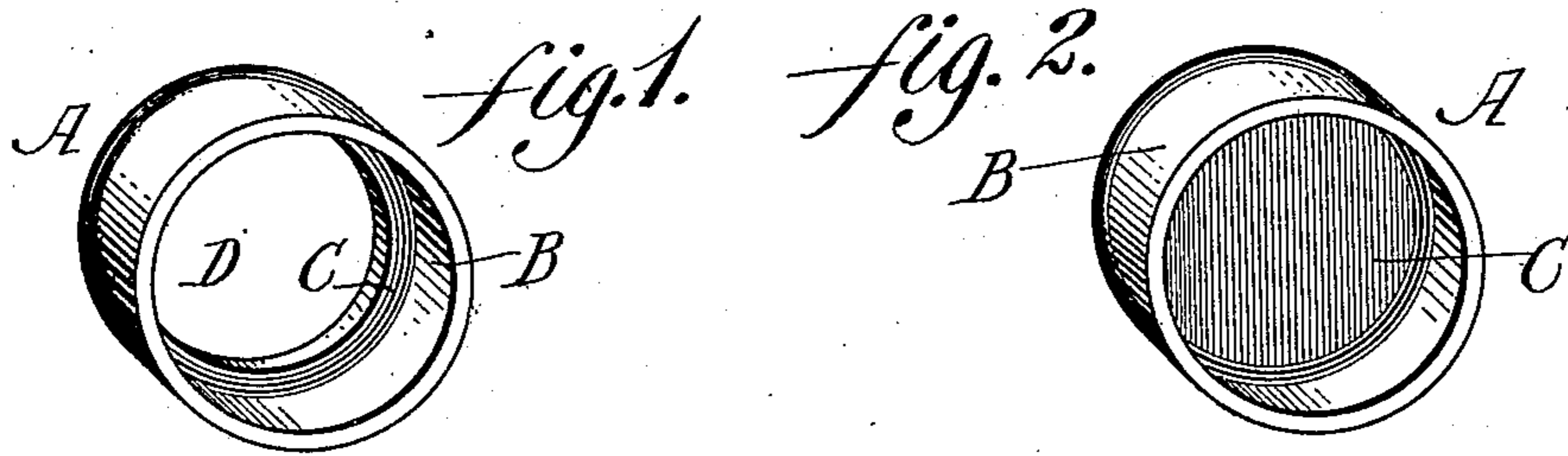


J. GILBERT.
SHAPER FOR CAPS FOR BOTTLES.
APPLICATION FILED JULY 31, 1902.

NO MODEL.



Witnesses

L. Bouville,
J. R. Carr

By

Inventor

John Gilbert.
Niederheim Schaubert

Attorneys

UNITED STATES PATENT OFFICE.

JOHN GILBERT, OF RYDAL, PENNSYLVANIA.

SHAPER FOR CAPS FOR BOTTLES.

SPECIFICATION forming part of Letters Patent No. 730,634, dated June 9, 1903.

Application filed July 31, 1902. Serial No. 117,757. (No model.)

To all whom it may concern:

Be it known that I, JOHN GILBERT, a citizen of the United States, residing at Rydal, in the county of Montgomery, State of Pennsylvania, have invented a new and useful Improvement in Shapers for Caps for Bottles, of which the following is a specification.

My invention consists of an improvement in a shaper or former for a cap or capsule for bottles, whereby the cap is supported, a neat and attractive appearance is obtained, and the life of the cap is prolonged.

Figures 1 and 2 represent perspective views of formers or shapers embodying my invention. Figs. 3 and 4 represent vertical sectional views of a portion of a bottle with the capsule stopper and former in position. Fig. 5 represents a perspective view of a shaper having nicks or cut-away portions.

Similar letters of reference indicate corresponding parts in the figures.

Referring to the drawings, A designates a shaper or former, which is preferably of circular or curved form, but may be angular, if desired, said former having an open bottom, the side walls B of which are inclined and having the top C.

In Fig. 1 I have shown a portion of the top C cut away, forming the opening D, it being understood, however, that I may make the shaper either way.

E designates the neck of a bottle, having the mouth F, upon the upper edge of which the former is adapted to rest. It will be seen that the stopper of the bottle in Fig. 3 has projections or arms H, which engage with the walls of the opening D, while in Fig. 4 the cork, which is in place in the bottle, is substantially at the same height from the top of the bottle as the top C of the former or shaper, and that the said cork rests in the cut-away portion D.

G designates the cap or capsule, which is

fitted over the former and the neck of the bottle and is of any suitable material, such as paper, metal, &c. It will thus be understood that the cap is held in a durable manner, preventing the same from being torn or bent, and thus preserving the label, which is usually attached thereto. When the shaper is used in conjunction with the stopper shown in Fig. 3, I may provide nicks J in the top C, in which will be seated the arms of the stopper. I preferably employ the shaper which is formed with the cut-away portion of the top, since this permits of the cork or stopper to assist in holding the shaper in place; but it will be apparent that various changes may be made that will come within the scope of my invention, and I do not, therefore, desire to be limited in every instance to the exact form as herein shown and described, since the shaper acts as a bridge or support for the capsule between the bottle and the top of the closure of the bottle.

Having thus described my invention, what I claim as new, and desire to secure by Letters Patent, is—

1. The combination of a bottle, a closure therefor, a shaper or former abutting at one end against the end of the mouth of the bottle, and a capsule fitting over said shaper or former and the neck of the bottle, said capsule being independent of said shaper or former and forming the sole means for holding the latter against the end of said mouth.

2. A shaper for a capsule formed of side walls, a top and an opening in the same in which the closure of a bottle is adapted to enter.

3. A shaper for a capsule formed of side walls, a top and nicks in said top.

JOHN GILBERT.

Witnesses:

JOHN A. WIEDERSHEIM,

WM. CANER WIEDERSHEIM.