

No. 728,662.

PATENTED MAY 19, 1903.

C. S. BINNER.
ORDER BOOK HOLDER.

APPLICATION FILED MAR. 7, 1903.

NO MODEL.




Fig. 1.

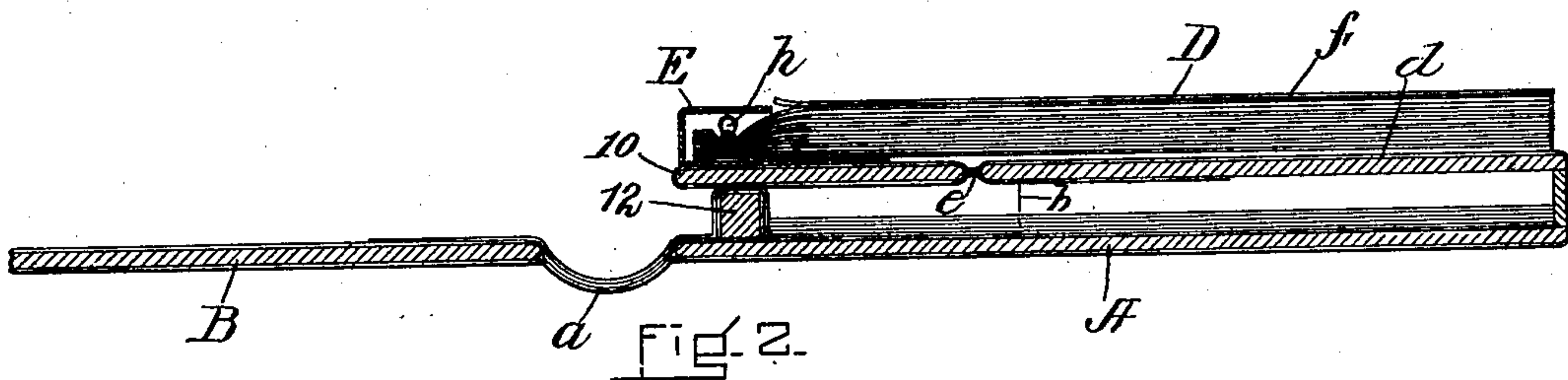


Fig. 2.

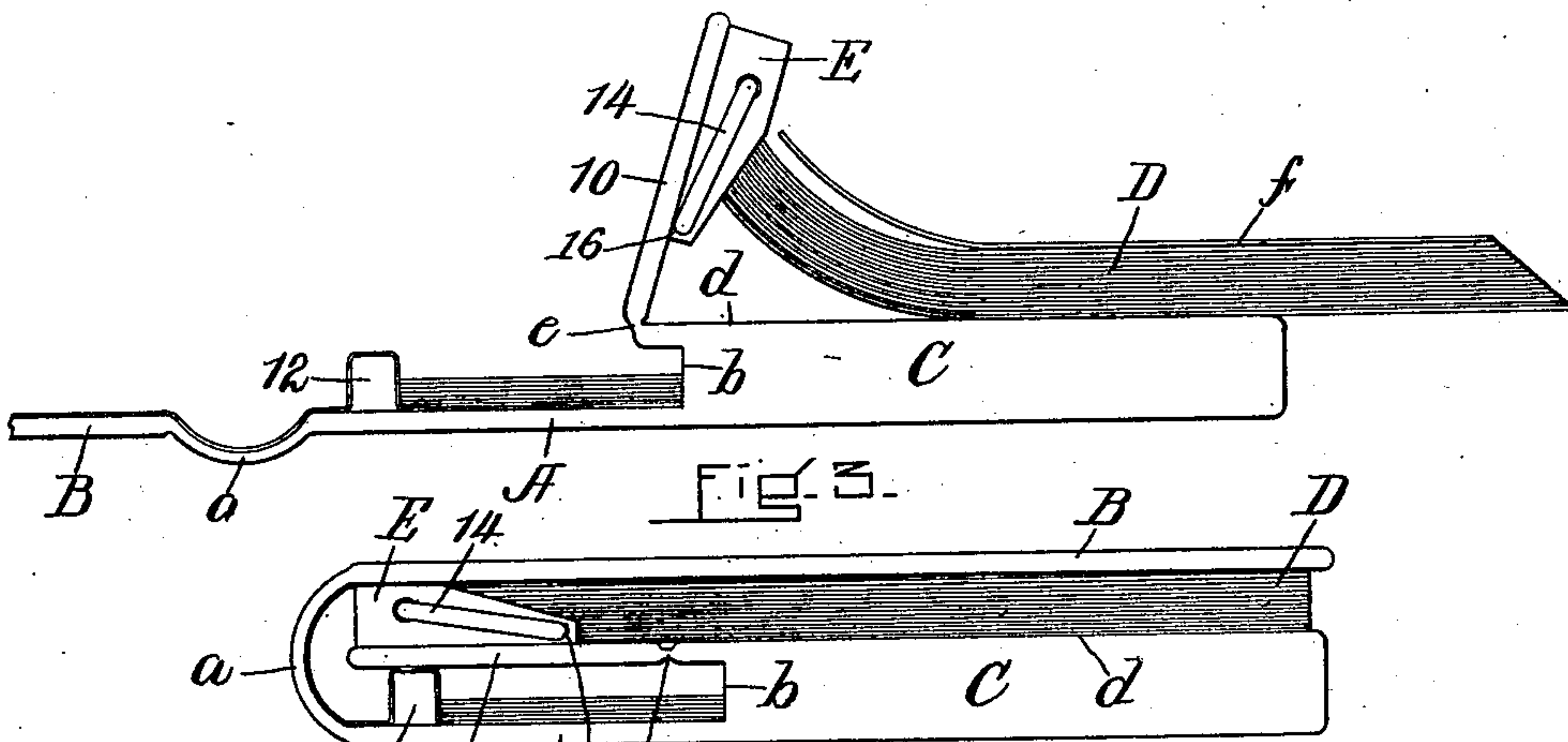


Fig. 3.

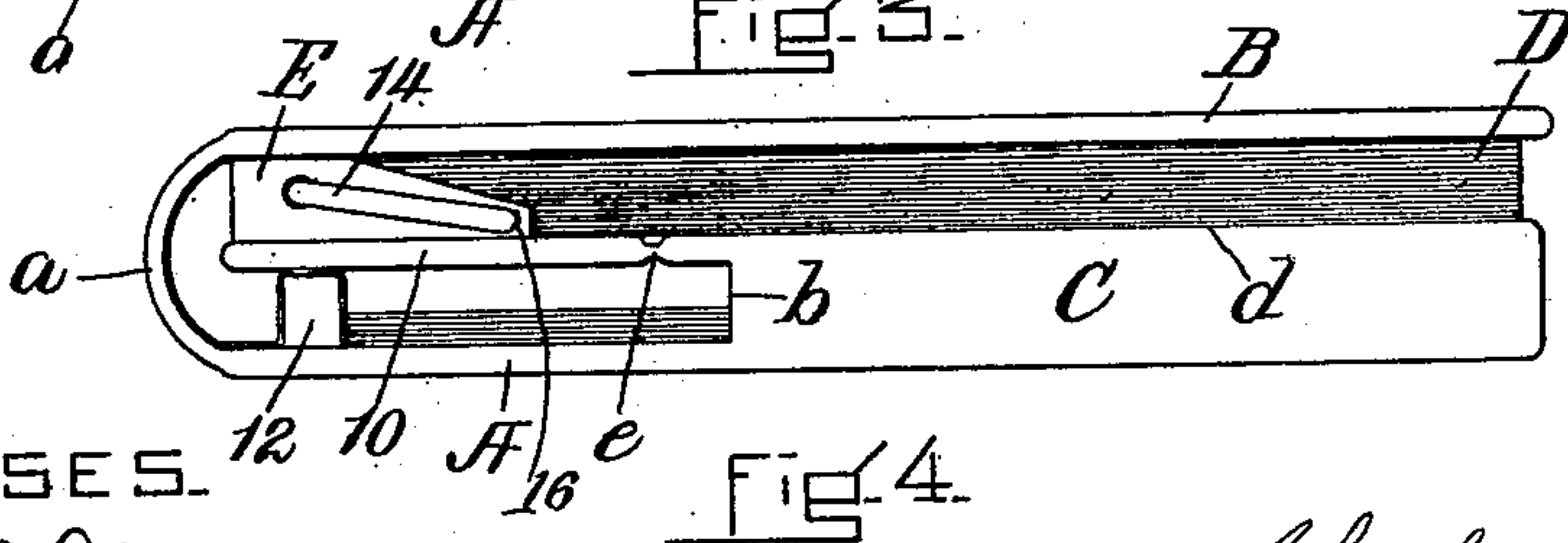


Fig. 4.

WITNESSES.

Fred. E. Dorr.
Y. Adelaide Higgins.

INVENTOR.

Charles S. Binner
by J. E. Teschemacher
Atty

UNITED STATES PATENT OFFICE.

CHARLES S. BINNER, OF MALDEN, MASSACHUSETTS.

ORDER-BOOK HOLDER.

SPECIFICATION forming part of Letters Patent No. 728,662, dated May 19, 1903.

Application filed March 7, 1903. Serial No. 146,770. (No model.)

To all whom it may concern:

Be it known that I, CHARLES S. BINNER, a citizen of the United States, residing at Malden, in the county of Middlesex and State of Massachusetts, have invented certain new and useful Improvements in Order-Book Holders, of which the following is a specification.

My invention has for its object to provide a neat and convenient holder for order-books and the like which are especially adapted for the use of grocerymen and others who take orders from house to house to be subsequently filled at the store.

To this end my invention consists in a book-holder of novel construction in which one of the two members of the cover, which are connected by a flexible joint, is provided with a box adapted to be opened for the reception of detached slips, the flat top of said box forming a tablet or support for the order book or block of sheets and being provided with suitable means for detachably holding said order book or block in place thereon, the sheets or slips as they are used and torn off being placed in the box beneath, which thus forms a convenient receptacle for holding them until wanted at the store and by means of which all liability of their becoming lost or mislaid is avoided.

In the accompanying drawings, Figure 1 is a perspective view of an order-book holder constructed in accordance with my invention and having an order-book secured in place therein. Fig. 2 is a central vertical section of the same. Fig. 3 is a side elevation of the same with the hinged upper portion of the box-cover raised to afford access to the box. Fig. 4 is a side elevation of the holder and book closed up ready to be placed in the pocket.

In the said drawings, A B represent the under and upper members of the cover of an order-book holder, having a flexible connection *a*. Upon the inner side of one of these members, preferably the member A, is formed a box C, the upper portion of which is adapted to be opened for the admission of the torn-off order-slips, the sides of the box being preferably open from the point *b* to a transverse bar 12, secured to the member A near the joint *a*, said bar forming the upper end portion of the box. The flat top *d* of the box C, which overlies the cover member A and ex-

tends up to the joint *a*, is hinged transversely at *e* to enable its upper portion 10 to be raised, as shown in Fig. 3, to afford convenient access to the interior of the box, the free end of the upper portion 10 of the top *d* normally resting on and being supported by the bar 12. The top *d* forms a solid tablet or support for holding the order book or block of slips D, which, with a transfer-sheet *f*, if used, is removably secured to said top by any suitable means or device, in the present instance a casing E, fastened to the upper end of the hinged portion 10 and adapted to receive the bound end of the book or block D, said casing being provided with a clamping-rod *h*, having at one end an operating-lever 14, with a projection 15, Fig. 1, at its outer end, which enters a hole 16 in the casing E, to thereby lock the lever in place when the end of the book is clamped within the casing by means of the rod *h*.

In using the order-book when the order has been written on the outersheet it is, together with the duplicate, (if a manifold-book,) torn off and the hinged portion 10 of the top *d* then raised, by taking hold of the block D, into the position shown in Fig. 3, thus uncovering the upper end of the box C, into which the torn-off slip and its duplicate are then placed, after which the hinged portion 10 is returned to its normal position, when the block D will be ready for the next order, the end 12 forming a stop for preventing the order-slips from falling out of the box if the book-holder should happen to be inverted. After the box has been closed the upper member B of the cover is turned over, as shown in Fig. 4, when the book will be ready to be returned to the pocket.

Instead of placing both the original order and its duplicate in the box the duplicate may be given to the customer, if preferred.

The box C is preferably made of sufficient size to contain all of the slips contained in the block D and being closed on all sides except for a short distance at the upper end affords complete protection for the detached order-slips, which are thus kept by themselves in perfect condition for delivery at the store.

The above-described order-book holder is simple, strong, and durable and will be found

especially adapted for the use for which it is intended.

What I claim as my invention, and desire to secure by Letters Patent, is—

5 1. In an order-book holder, the combination with a cover composed of two members connected by a flexible joint, of a box attached to one of the members of the cover and adapted to be opened for the reception of detached slips, the flat top or upper side of said
10 box forming a tablet or support for the order book or block and being provided with means for removably holding said order book or block thereupon.

15 2. An order-book holder, comprising a cover composed of two members connected by a flexible joint, a box attached to one member of said cover and adapted to be opened for the reception of detached slips, said box having a flat top hinged to afford access to the
20 box and forming a tablet or support for the

order book or block, the latter being removably secured to the top of the box.

3. An order-book holder comprising a cover composed of two members connected by a
25 flexible joint, a box attached to one member of said cover and adapted to be opened for the reception of detached slips, said box having a flat top hinged to afford access to the box and forming a tablet or support for the
30 order book or block, and a transverse bar forming the end of the box and a support for the free end of the hinged portion of its top, said hinged portion being provided with means for removably holding the bound end
35 of the order book or block.

Witness my hand this 5th day of March, A. D. 1903.

CHARLES S. BINNER.

In presence of—

P. E. TESCHEMACHER,
F. B. SPAULDING.