

No. 728,530.

PATENTED MAY 19, 1903.

C. WINKLER.
BELT AND DRAWERS SUPPORTER.

APPLICATION FILED APR. 21, 1902.

NO MODEL.

Fig. 1.

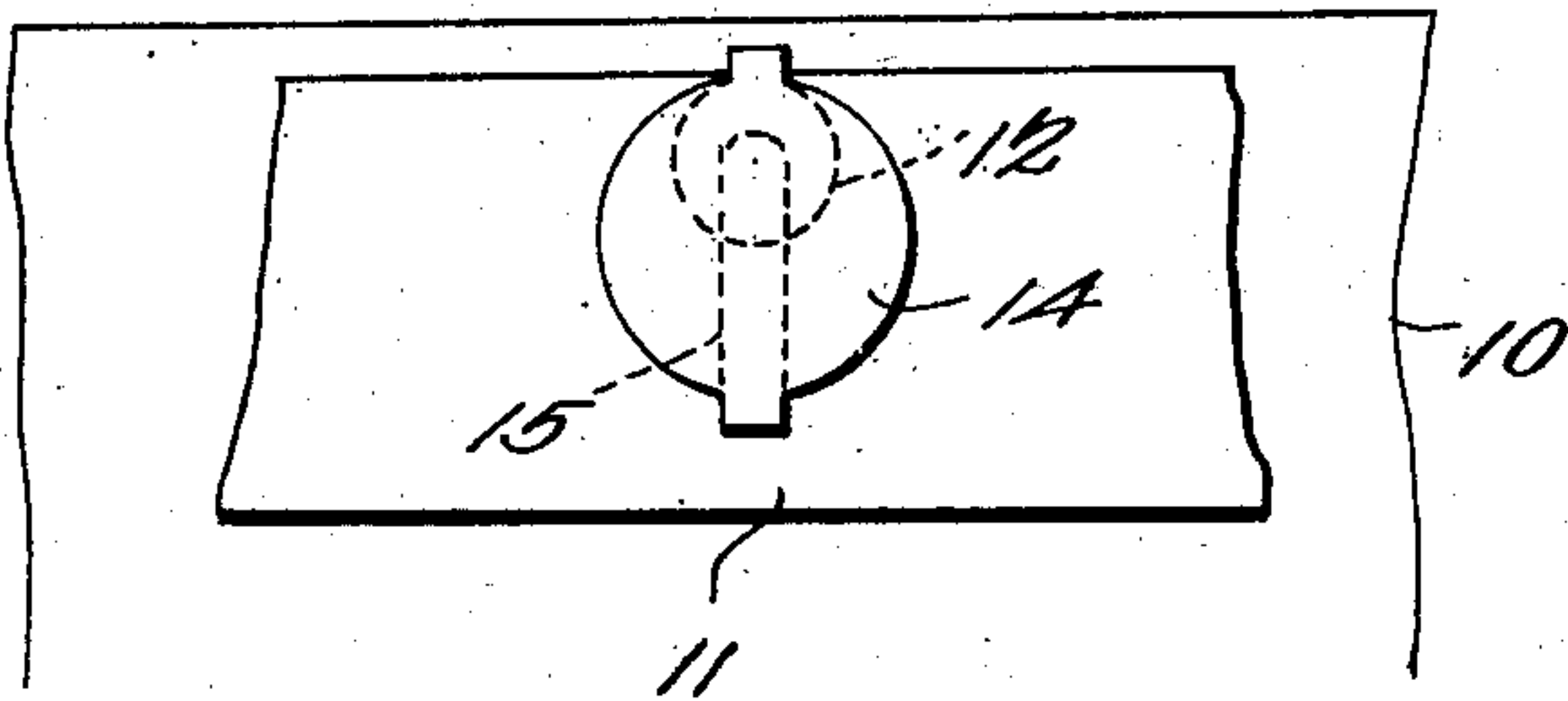


Fig. 2.

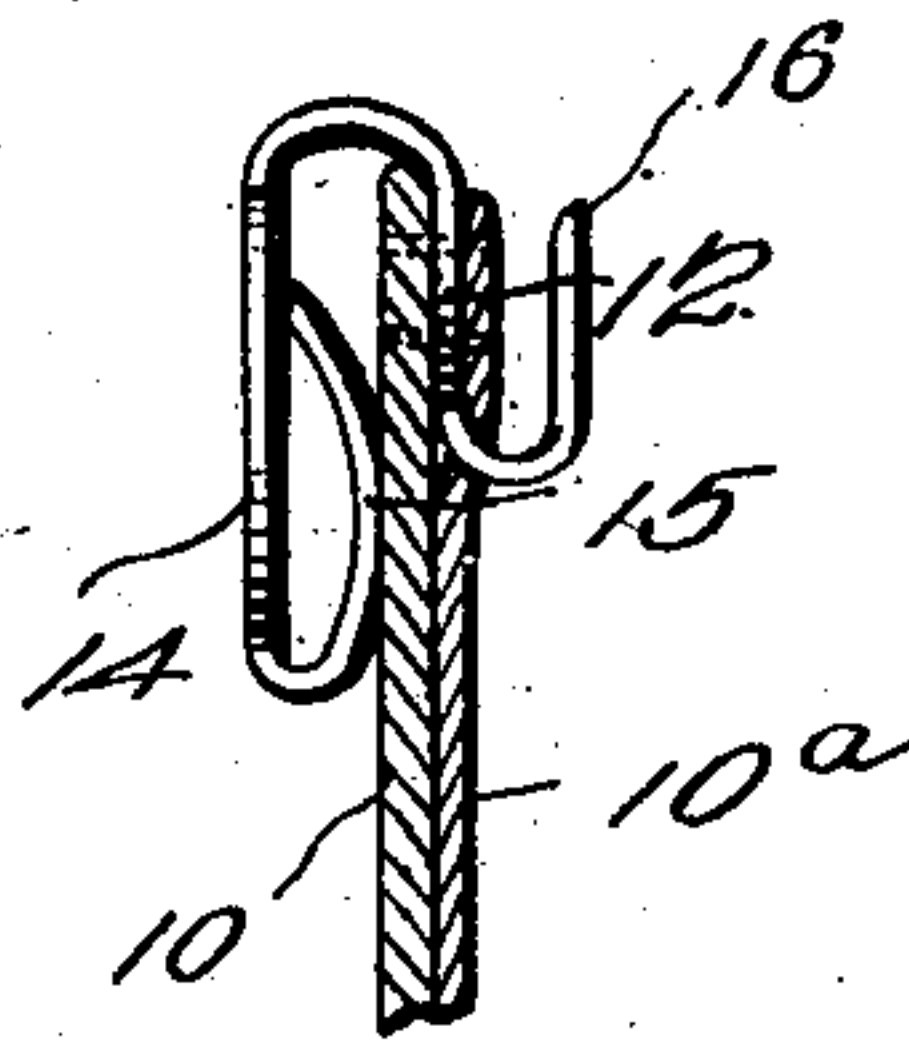


Fig. 3.

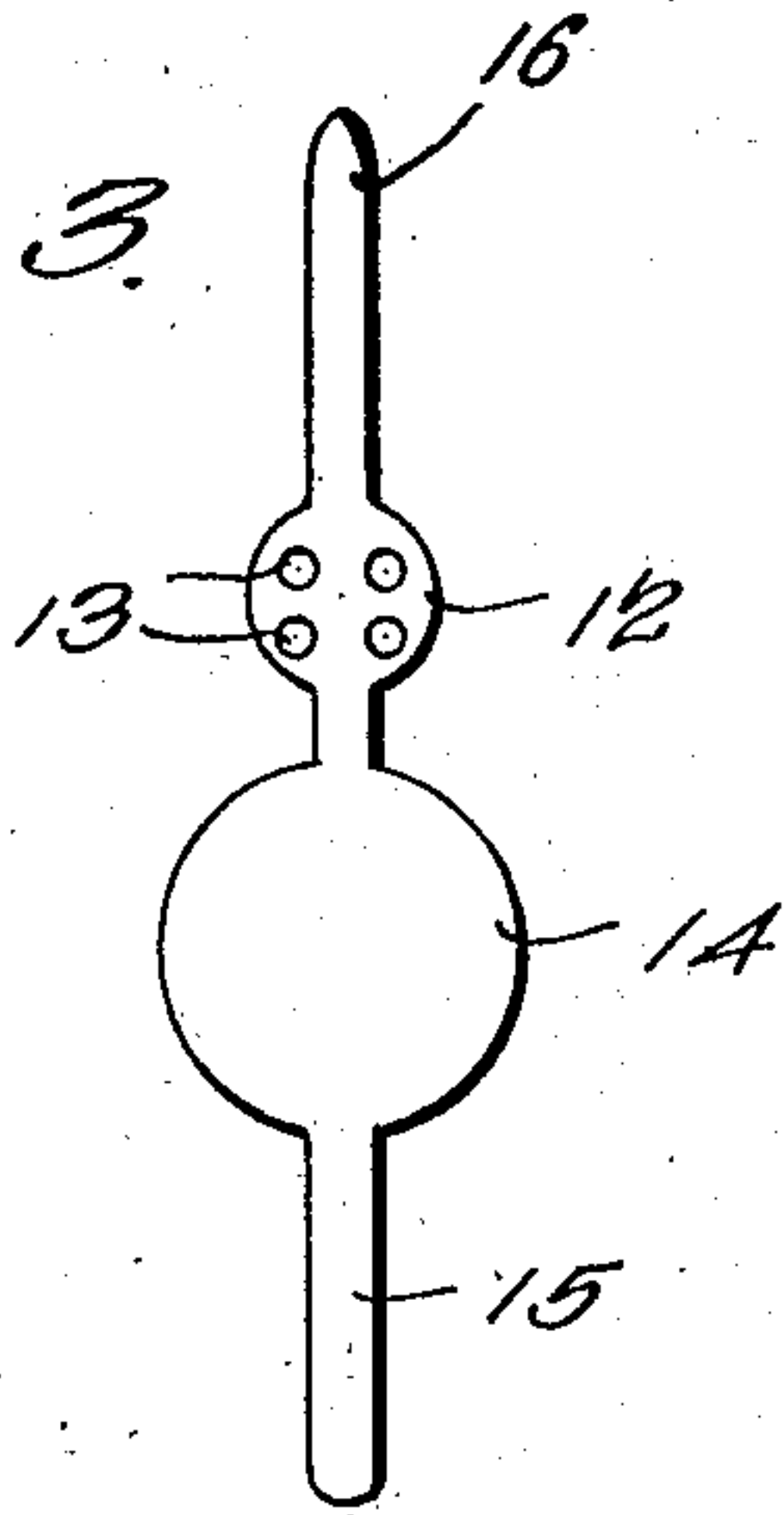
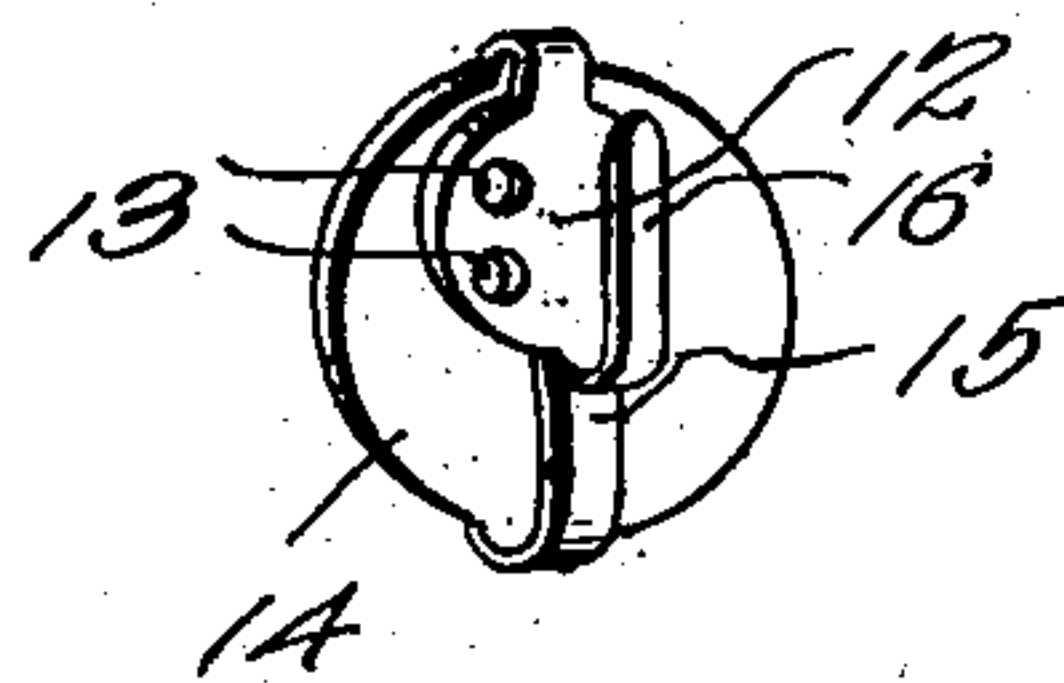


Fig. 4.



Witnesses
E. J. Stewart
G. H. Woodman

C. Winkler, Inventor.
by *C. A. Snow & Co.*
Attorneys

UNITED STATES PATENT OFFICE.

CHARLES WINKLER, OF NEW YORK, N. Y.

BELT AND DRAWERS-SUPPORTER.

SPECIFICATION forming part of Letters Patent No. 728,530, dated May 19, 1903.

Application filed April 21, 1902. Serial No. 103,968. (No model.)

To all whom it may concern:

Be it known that I, CHARLES WINKLER, a citizen of the United States, residing at New York, in the county of New York and State of New York, have invented a new and useful Belt and Drawers-Supporter, of which the following is a specification.

This invention relates to belt and drawers-supporters, more particularly to the belts worn upon "summer" or "outing" trousers, and has for its object the production of a device whereby the belt may be supported in a secure manner and in a position to be at all times easily removed or attached and means also provided for supporting the drawers when required.

Further objects of the invention will appear in the annexed description and be specified in the claims.

In the drawings illustrative of the invention, Figure 1 is a detail view of a portion of the waistband of a pair of trousers and of a belt with the improved holder in position thereon. Fig. 2 is a side view of the same, partially in section. Fig. 3 is a view of the "blank" from which the holder is formed. Fig. 4 is a perspective view of the holder from the rear.

The device may be attached to any garment for holding a belt thereon and also for supporting the drawers, but, as before stated, is more particularly applicable to summer or outing trousers with which a belt is generally worn at the waistband, and for the purpose of illustration the device is shown thus applied, the waistband being represented at 10 and a portion of a belt at 11 of any approved form. These belts are generally formed of leather; but the device is applicable to belts of any material. Trousers of this style are generally supplied with cloth straps of the same material as the garment; but such straps are easily broken and frequently wear out before the remainder of the garment and, moreover, are an unsightly adjunct and require the insertion of the belt through each strap endwise to attach it to the garment. With the improved attachment the garment can be readily attached and detached by merely inserting it bodily upward or downward and without the necessity of moving it

endwise about the person of the wearer, as when the usual holding-straps are employed.

The improved device consists of a small holding-disk 12, adapted to be fastened to the waistband 10 either by sewing through perforations 13, similar to the perforations in buttons or by other means, as may be desired. Projecting from the disk 12 is a plate 14, parallel to the former, and intumed and projecting upwardly from the lower edge of this plate is a spring-tongue 15, disposed in the space between the two parts 12 and 14, bowed from the latter at its intermediate portion and having its upper end bearing against the plate 14, so that its tension is maintained and its intermediate portion is caused to exert a spring force upon the disk 12. Extending from the plate 12 on the opposite side from the plate 14 is another extension 16, adapted to be inserted through the lining of the trousers and extended upward in the form of a hook, as shown, to receive the supporting-loops of the drawers. The belt will be supported between the spring-tongue 15 and the waistband 10 with sufficient force to adequately support it against any strains to which such belts are usually subjected when in use, but which will yield to any force sufficient to intentionally remove it. When the belt is in position, as in Fig. 1, the only portion of the device in view is the plate 14, and this may be ornamented in any manner desired or formed in any desired shape and may therefore become an ornamental part of the dress of the wearer instead of an unsightly adjunct, as with the cloth straps ordinarily employed.

The device will preferably be formed in one piece "struck up" from a blank of the form shown in Fig. 3 and the parts bent into the described relative positions.

Any quantity of material may be used for the device, and minor changes may be made therein without sacrificing the advantages sought to be covered herein and without affecting the scope or spirit of the invention.

Having thus fully described my invention, what I claim as new, and desire to secure by Letters Patent, is—

1. A supporting device of the class described comprising a holding-disk 12 adapted to be

attached to a garment, an upturned hook 16 on the inner side and extending from the lower edge of said disk, a downturned plate 14 on the front side and extending from the upper edge of said holding-plate, and a spring-tongue 15 bent inwardly and upwardly from the lower edge of said plate 14, disposed between the latter and the holding-plate, and having its intermediate portion bowed from and its upper end adjacent to the inner side of said plate 14, substantially as described.

2. A supporting device of the class described comprising a holding-disk having an upturned hook on its inner side, a downturned plate in front of and spaced from said holding-disk, and an upwardly-extending spring-tongue on the inner side and intumed from the lower edge of the front plate, said tongue

having its intermediate portion out of contact with and its upper end bearing against the front plate, substantially as described.

3. A garment-supporter comprising spaced, approximately parallel members connected at one edge, one of said members being adapted for attachment to a garment, and the other member carrying at its inner surface a yielding tongue centrally bowed from the plane of the member.

In testimony that I claim the foregoing as my own I have hereto affixed my signature in the presence of two witnesses.

CHARLES WINKLER.

Witnesses:

WILLIAM C. KOCH,
WILLIAM BARUCHSON.