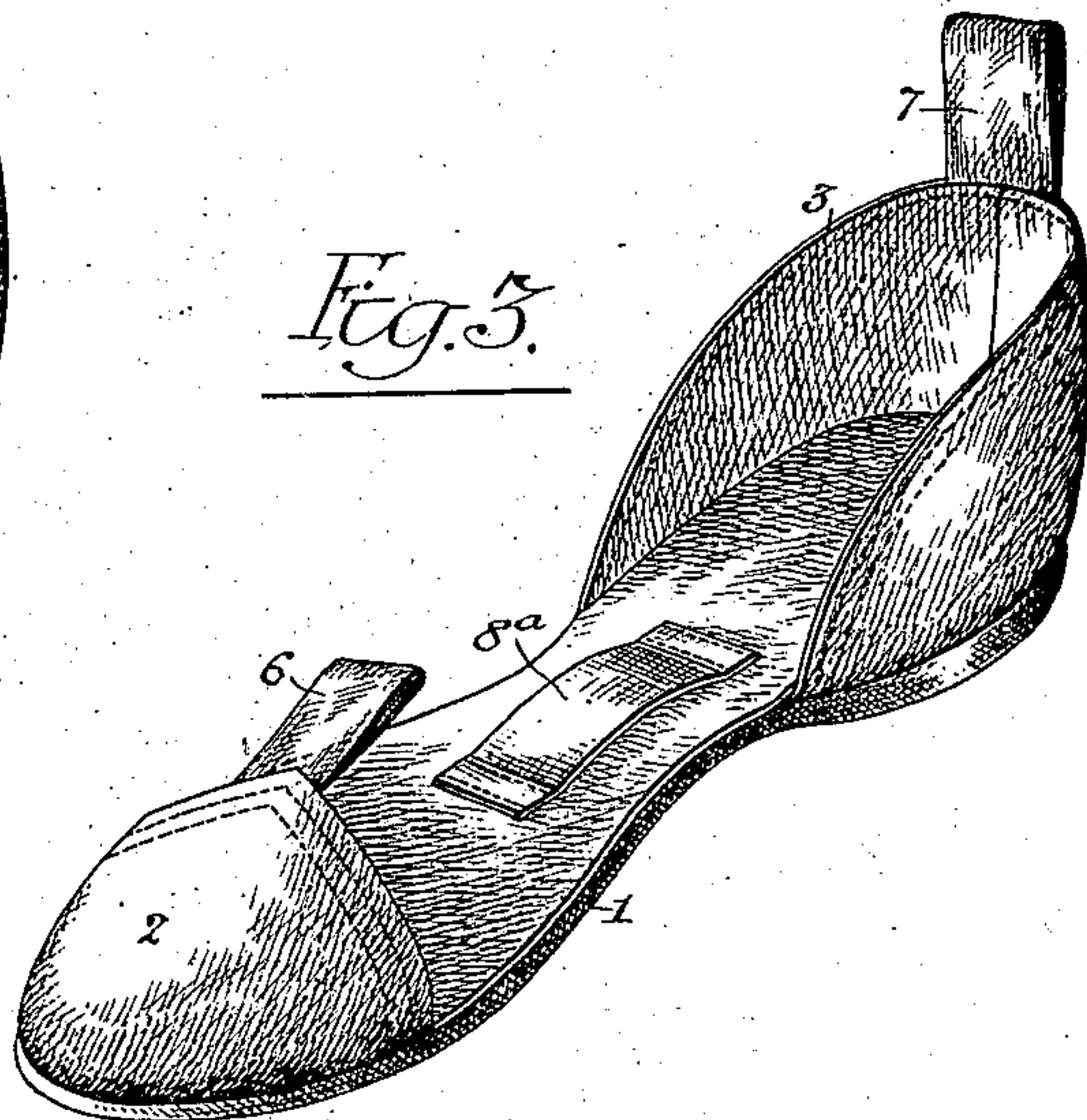
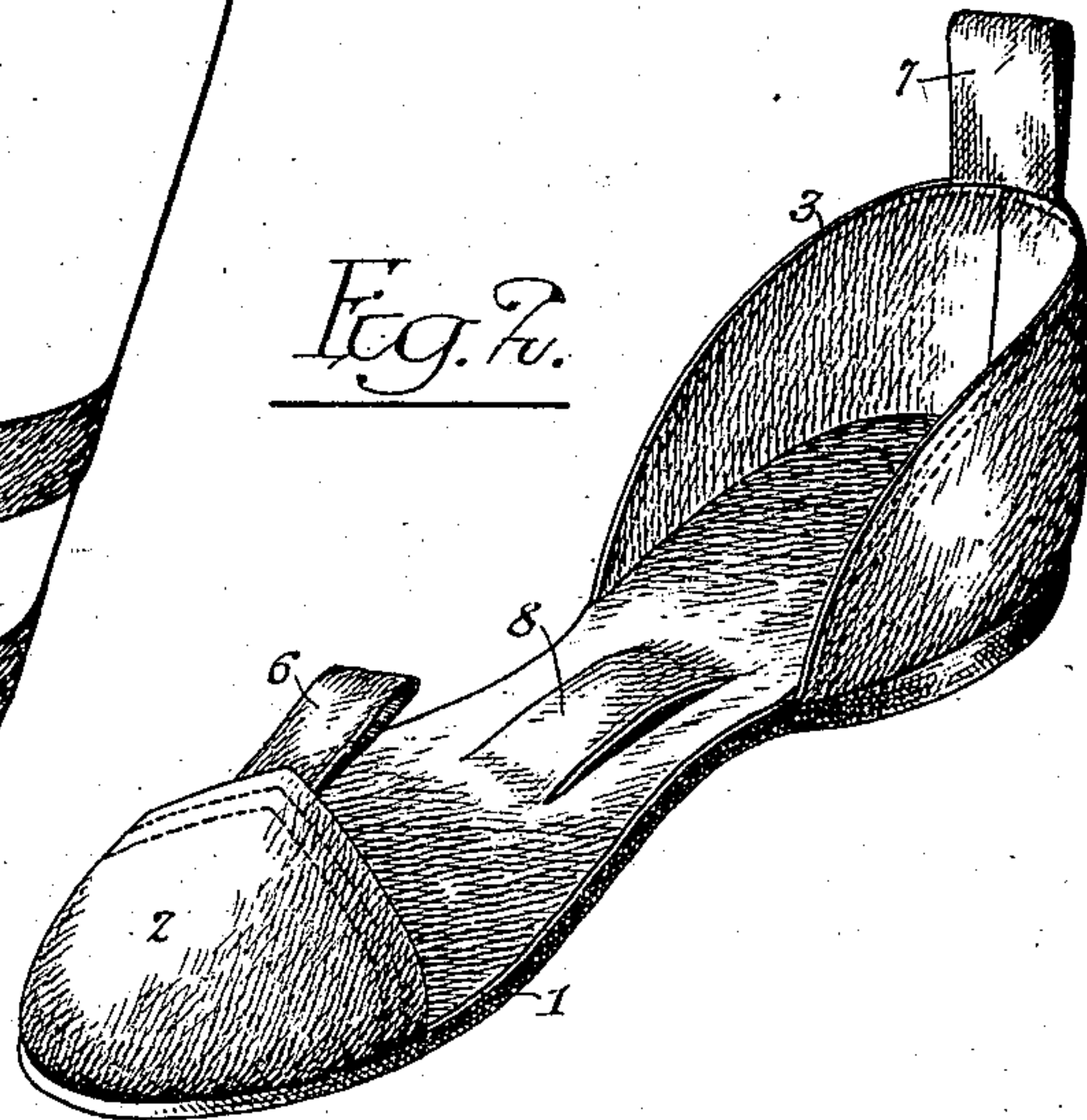
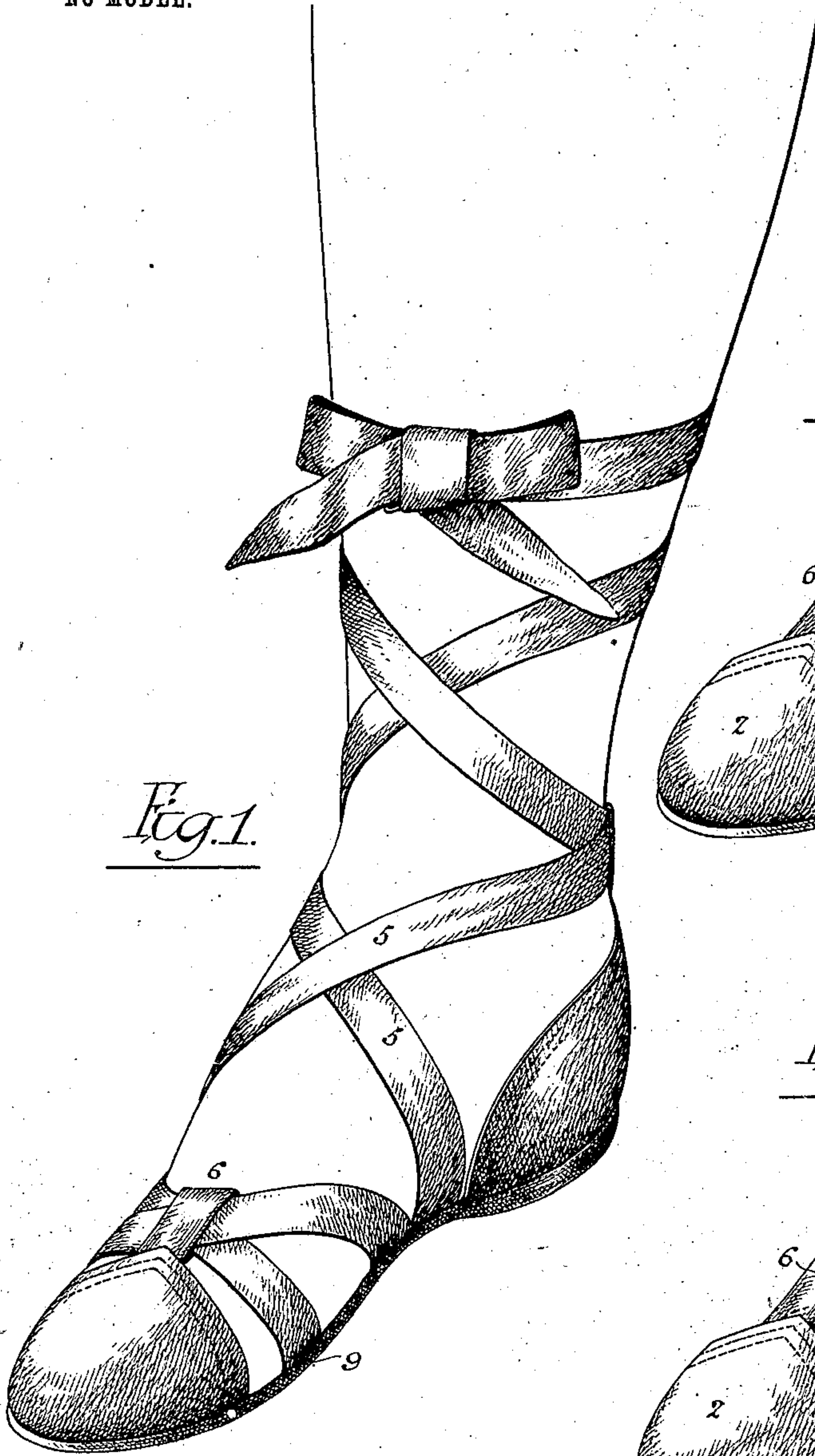


No. 726,778.

PATENTED APR. 28, 1903.

J. S. SMITH.  
BATHING SANDAL, SLIPPER, &c.  
APPLICATION FILED JULY 25, 1902.

NO MODEL.



Witnesses:-

Titus H. Irons.  
Norman E. Metius.

Inventor:-

Joseph S. Smith,  
by his Attorneys;  
Howson & Howson



# UNITED STATES PATENT OFFICE.

JOSEPH S. SMITH, OF PHILADELPHIA, PENNSYLVANIA, ASSIGNOR TO  
MARTHA A. SMITH, JOSEPH W. SMITH, AND WALTER A. SMITH, OF  
PHILADELPHIA, PENNSYLVANIA.

## BATHING SANDAL, SLIPPER, &c.

SPECIFICATION forming part of Letters Patent No. 726,778, dated April 28, 1903.

Application filed July 25, 1902. Serial No. 116,989. (No model.)

*To all whom it may concern:*

Be it known that I, JOSEPH S. SMITH, a citizen of the United States, residing in Philadelphia, Pennsylvania, have invented certain Improvements in Bathing Sandals, Slippers, &c., of which the following is a specification.

The object of my invention is to so construct bathing sandals, slippers, and the like that the same will be snugly confined to the feet and accidental displacement will be prevented. These objects I attain in the manner hereinafter set forth, reference being had to the accompanying drawings, in which—

Figure 1 is a view illustrating a bathing-sandal constructed in accordance with my invention, the sandal being shown as applied to the foot. Fig. 2 is a view of the sandal detached from the foot and having the securing-tapes removed therefrom, and Fig. 3 is a similar view illustrating another form of my improved sandal.

The sandal is composed of a sole 1, a toe-pocket 2, and a heel-counter 3, each of these parts having a projecting loop for the reception of the tapes 5, whereby the sandal is secured to the foot, the toe-pocket loop being represented at 6, the heel-counter loop at 7, and the sole-loop at 8. This latter loop constitutes the main feature of my invention, since, owing to its being of less width than the sole itself, it permits the snug fitting of the tapes to the bottom and sides of the foot and insures the retention of the sandal upon the foot more firmly than if the tapes passed under the sole or between the outsole and insole, besides protecting the tapes from the wear to which they would be subjected if they passed under the sole of the shoe. Each of the securing-tapes is secured to the front portion of the sole of the shoe at the point 9 and passes thence over the foot and through the toe-loop 6, thence around under the foot and through the sole-loop 8, thence up over the foot and through the toe-loop 6, thence around under the foot and through the sole-loop 8, thence up over the instep and around the back of the ankle and through the heel-loop 7, and thence around the ankle to the point at which the tapes are tied together, as shown in Fig. 1.

The loop 8 may be formed by slitting the insole of the shoe, as shown in Fig. 2, or it may consist of a strip or tape secured to the insole, as shown at 8<sup>a</sup> in Fig. 3, or to the main sole if no insole is used, or the loop may be secured to the main sole and covered by the slitted portion of the insole if extra strength is desired.

Having thus described my invention, I claim and desire to secure by Letters Patent—

1. A bathing sandal, slipper or like article of footwear having a toe-pocket, a sole, and a heel-counter with a loop on each of said parts, in combination with tapes for said loops whereby the sandal may be secured in position, substantially as described.

2. A bathing sandal, slipper or like article of footwear having a toe-pocket, a sole and a heel-counter, with a loop on each of said parts, the loop on the sole being of a width less than that of said sole, in combination with tapes for said loops whereby the sandal may be secured in position, substantially as described.

3. A bathing sandal, slipper or like article of footwear having a toe-pocket, a sole and a heel-counter, with a loop on each of said parts, in combination with tapes passing progressively through the toe-pocket loop, the sole-loop and the heel-counter loop, said sole-loop being formed so that it is substantially parallel to the longitudinal axis of the sole, substantially as described.

4. A bathing-sandal, having a toe-pocket, a sole and a heel-counter, with a loop on said toe-pocket and on the heel-counter, said sole having slits whereby a tongue is formed for the reception of a tape or tapes passing through the said loops, substantially as described.

In testimony whereof I have signed my name to this specification in the presence of two subscribing witnesses.

JOSEPH S. SMITH.

Witnesses:

F. E. BECHTOLD,  
JOS. H. KLEIN.