


No. 725,881.

PATENTED APR. 21, 1903.

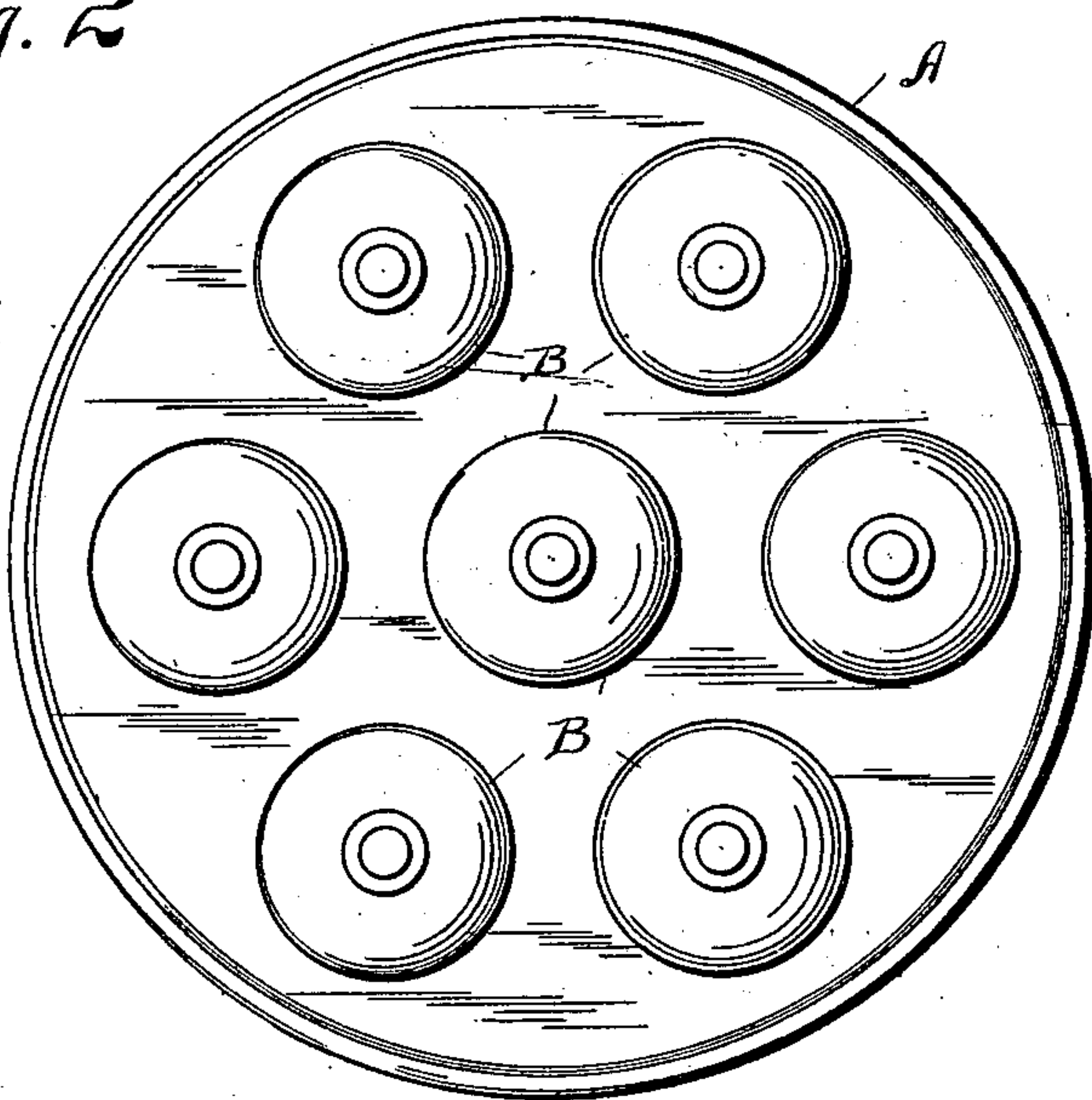
E. J. SHEEHAN.  
BOTTLER'S PROTECTIVE DEVICE.  
APPLICATION FILED JULY 24, 1902.

NO MODEL.

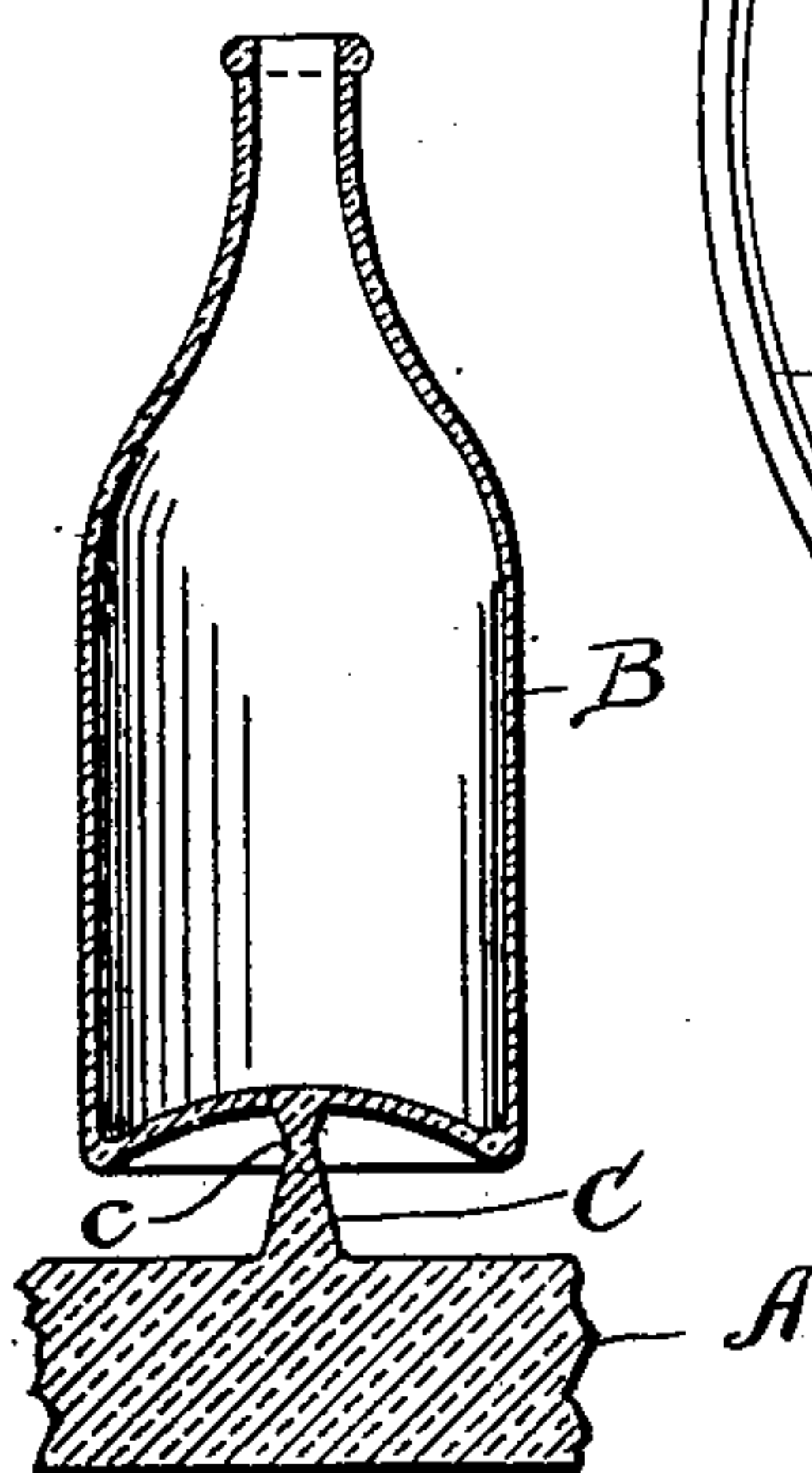
*Fig. 1*



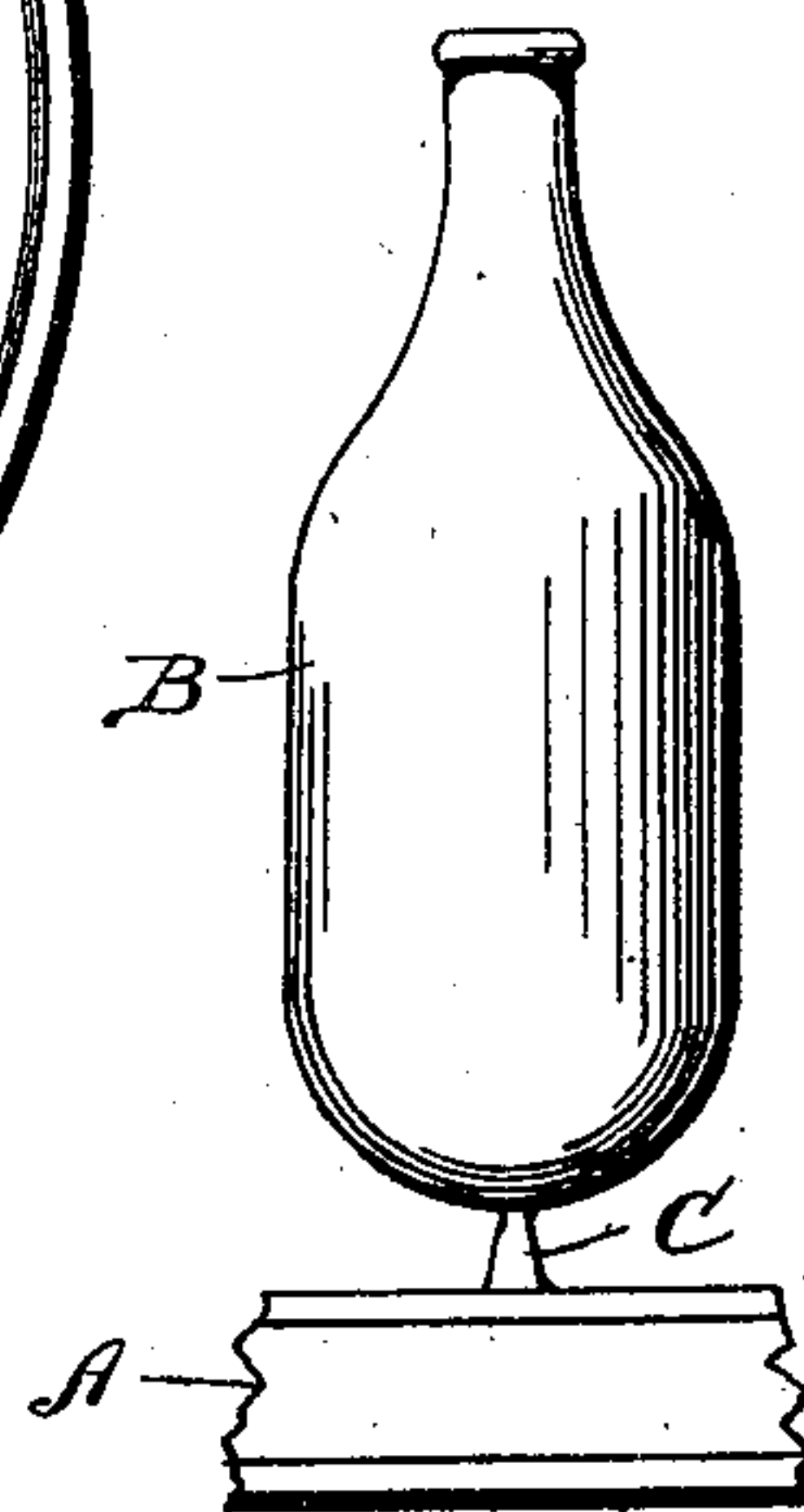
*Fig. 2*



*Fig. 3.*



*Fig. 4*



Witnesses:

*Rose A. Johnson.*  
*A. M. Kelley.*

Inventor,

*Edmund J. Sheehan*  
By *Glenn S. Noble*  
Att'y

# UNITED STATES PATENT OFFICE.

EDMUND J. SHEEHAN, OF CHICAGO, ILLINOIS.

## BOTTLER'S PROTECTIVE DEVICE.

SPECIFICATION forming part of Letters Patent No. 725,881, dated April 21, 1903.

Application filed July 24, 1902. Serial No. 116,882. (No model.)

*To all whom it may concern:*

Be it known that I, EDMUND J. SHEEHAN, a citizen of the United States, residing at Chicago, in the county of Cook and State of Illinois, have invented certain new and useful Improvements in Bottlers' Protective Devices, of which the following is a specification.

This invention relates to means whereby a bottler or manufacturer may send out liquids in suitable receptacles and will be assured that the receptacles will not be refilled by unauthorized persons or fraudulently used for vending similar liquids.

It is well known that various seals, labels, and like protective means are readily imitated and also that so-called "non-refillable" bottles have not proven a commercial success. Therefore this invention is designed to accomplish the desired results in a new and novel manner.

It consists in providing the bottle or bottles with a suitable base or frame made with integral attachments to said bottles, said attachments being of a fragile nature, so that the bottles may be readily broken from the base. Consumers purchasing goods put up in these bottles may insist upon seeing the bottle broken from the base and will be assured that it has not previously been sold and refilled. The manufacturer may place his name upon the several bottles or directly upon the base.

In the accompanying drawings, Figure 1 is an elevation of several bottles attached to a suitable base. Fig. 2 shows how a number of bottles may be arranged upon a circular base. Fig. 3 is a sectional view showing a bottle with a concave bottom and the attachment with a reduced section somewhat above the lower edge of the bottom of the bottle. Fig. 4 is a view of a bottle having a convex bottom and the base attachment.

A represents a base of any convenient size or shape, to which is attached one or more bottles or similar receptacles B by means of stems or attachments C, which are preferably of a fragile nature in order to be readily broken when desired, as when one of the bottles with its contents is sold. Although this attachment may be made in any convenient manner, I prefer to make the bottom of the bottle concave and form a reduced section *c* in the attachment at about the point of connection with the bottle. By this method any slight projection left when the attachment is broken will not interfere with the bottle's having a substantial support or base. If the manufacturer or proprietor of the goods sold in such bottles desires, he may place his labels thereon, and in any event the scar on the bottle caused by breaking the attachment will be a warning to subsequent purchasers. However, if he so desires the bottles may be left plain or blank and his name or the name of the goods shown on the base, as at *a*, Fig. 1.

It is evident that various means will readily suggest themselves for making a similar attachment to a base or frame, whereby the detached vessel will be scarred or marked, and I do not wish to limit myself to the exact form here shown; but

What I claim, and desire to secure by Letters Patent, is—

1. In combination, a base member, a bottle provided with a fragile stem integral therewith and with said base member.

2. In combination, a base member, a bottle or bottles provided with concave bottoms, stems integral with said bottoms and said base, having a reduced section therein.

EDMUND J. SHEEHAN.

Witnesses:

ROSCOE A. JOHNSON,  
S. P. MCKELVEY.