

No. 724,995.

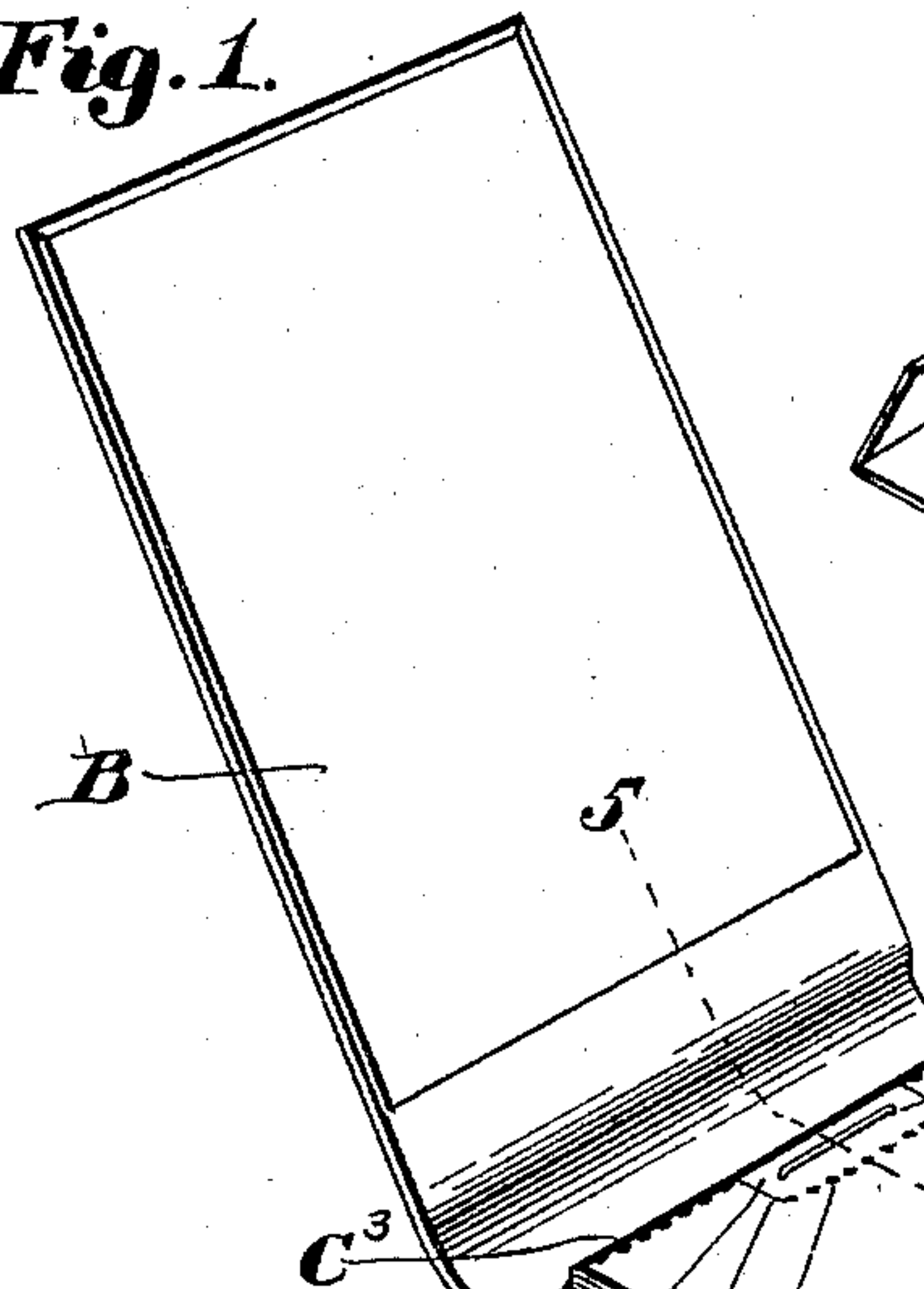
PATENTED APR. 7, 1903.

M. L. DAVIDSON.  
DUPLICATE ORDER BOOK.  
APPLICATION FILED JUNE 24, 1902.

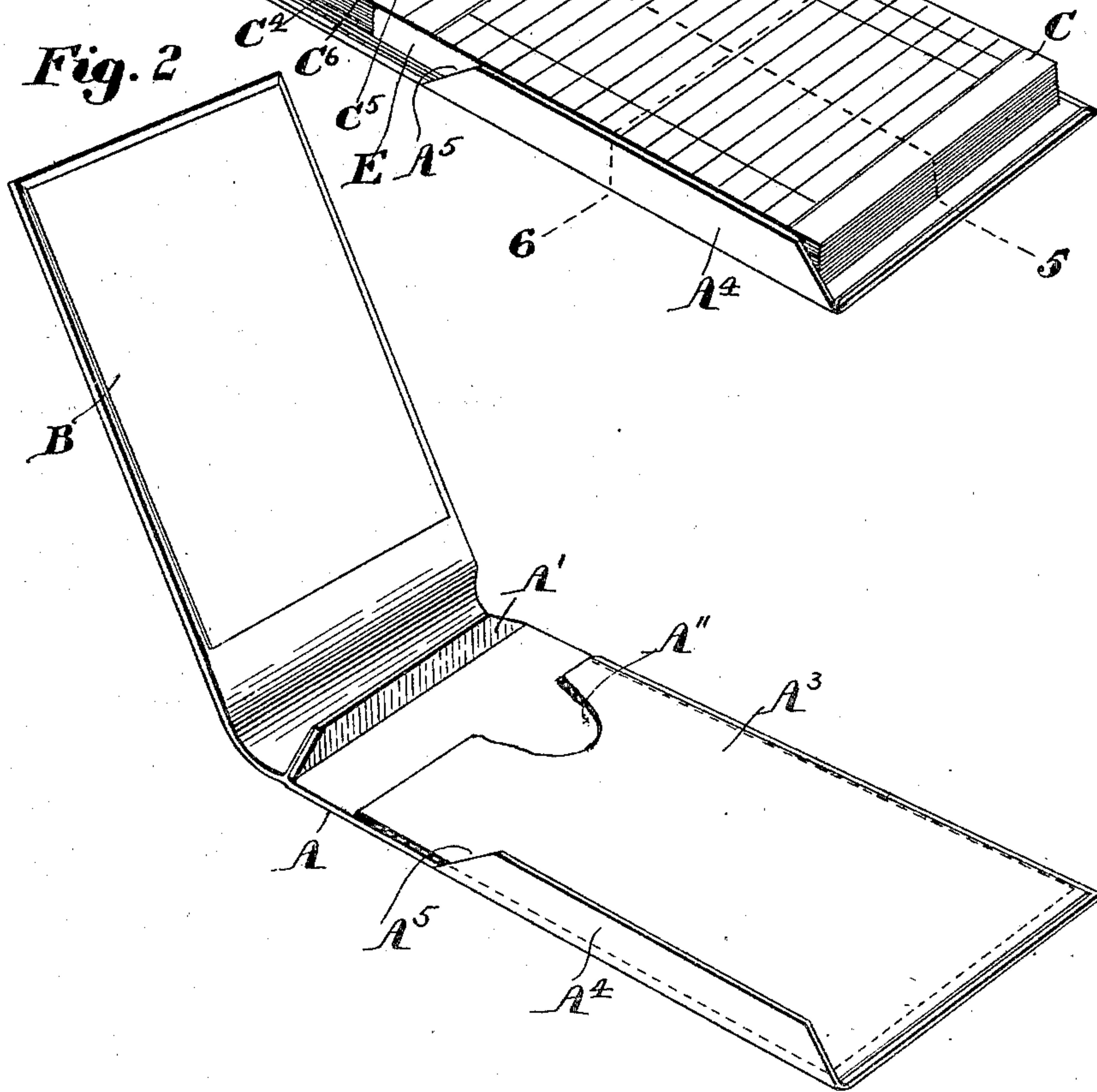
2 SHEETS—SHEET 1.

NO MODEL.

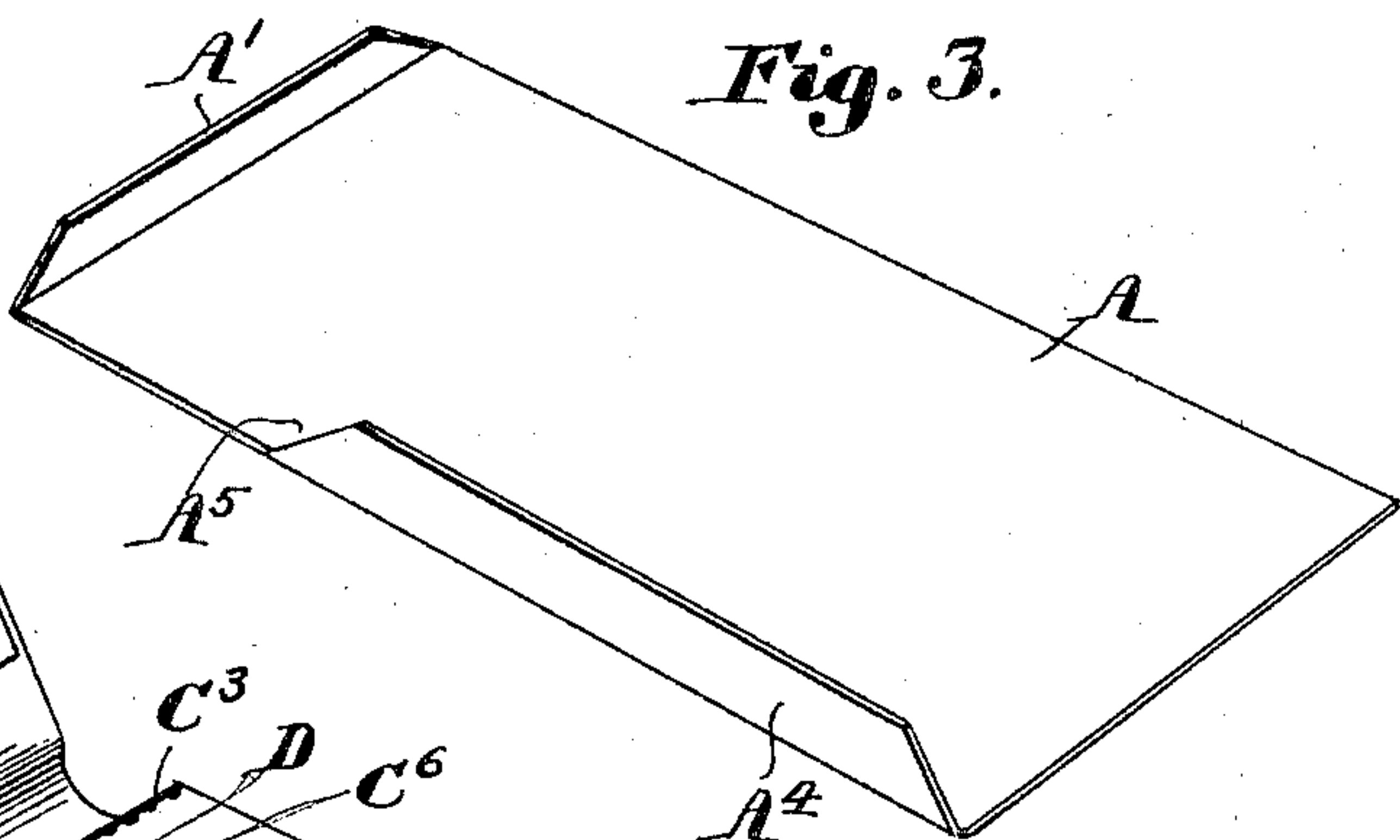
**Fig. 1.**



**Fig. 2**



**Fig. 3.**



**Witnesses:**  
Walter C. Lombard  
Thos. R. Hughes

**Inventor:**  
Maberry L. Davidson  
by *Alban Andrien*  
*Atty.*

No. 724,995.

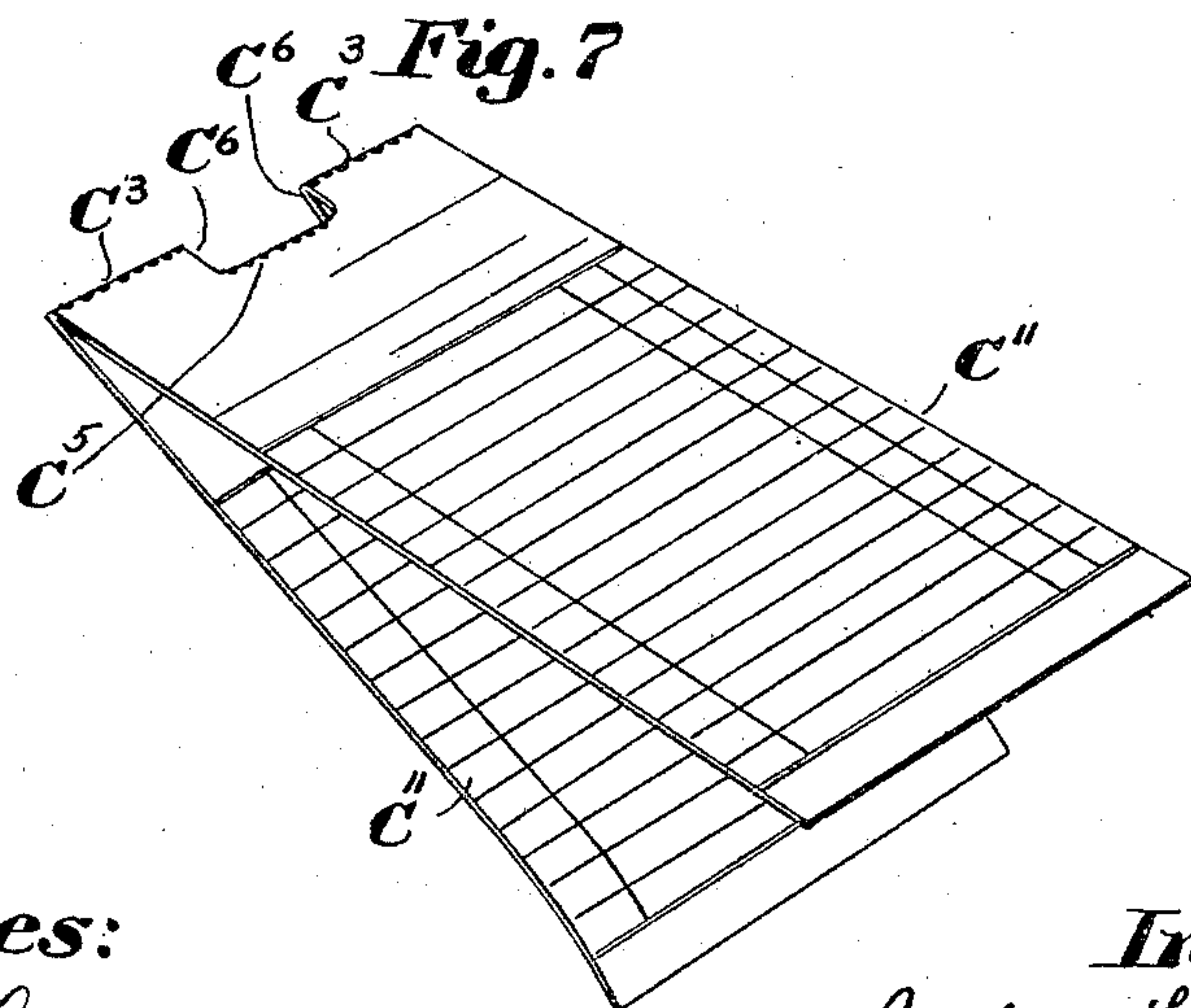
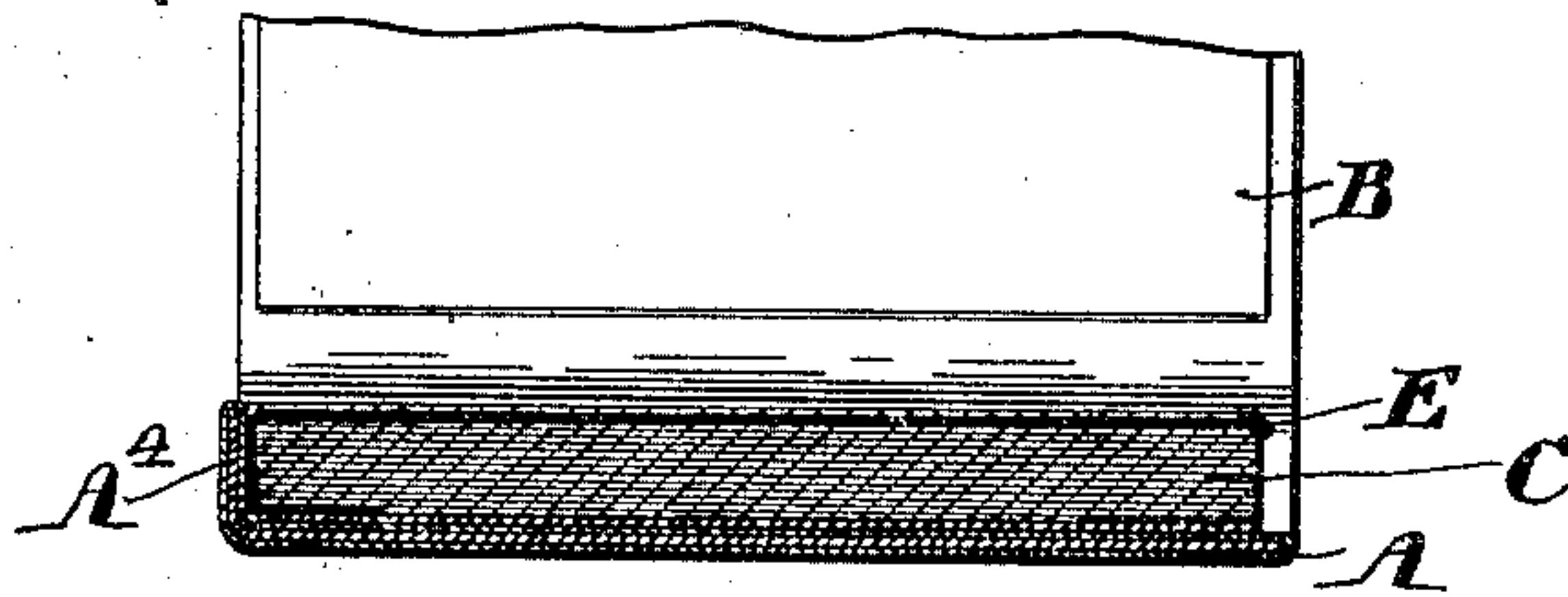
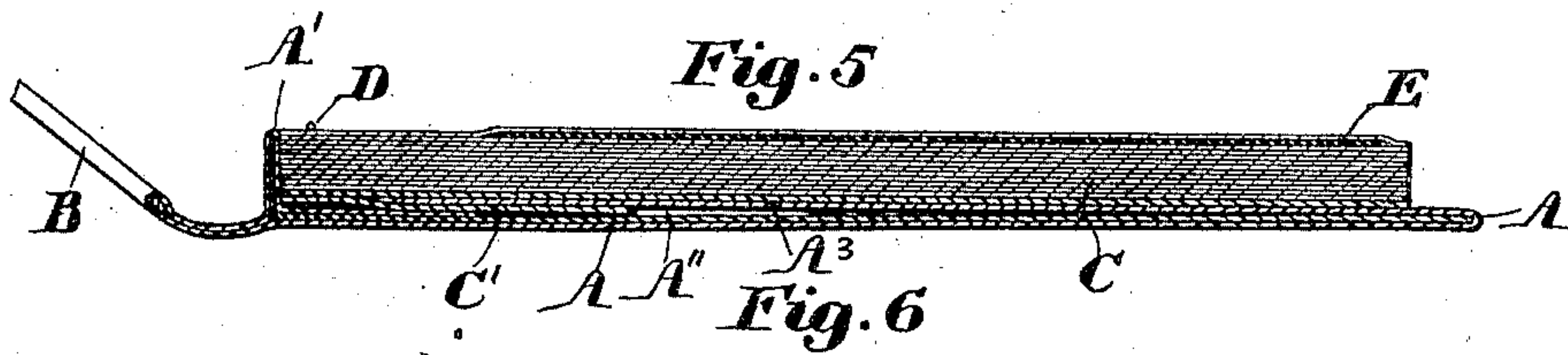
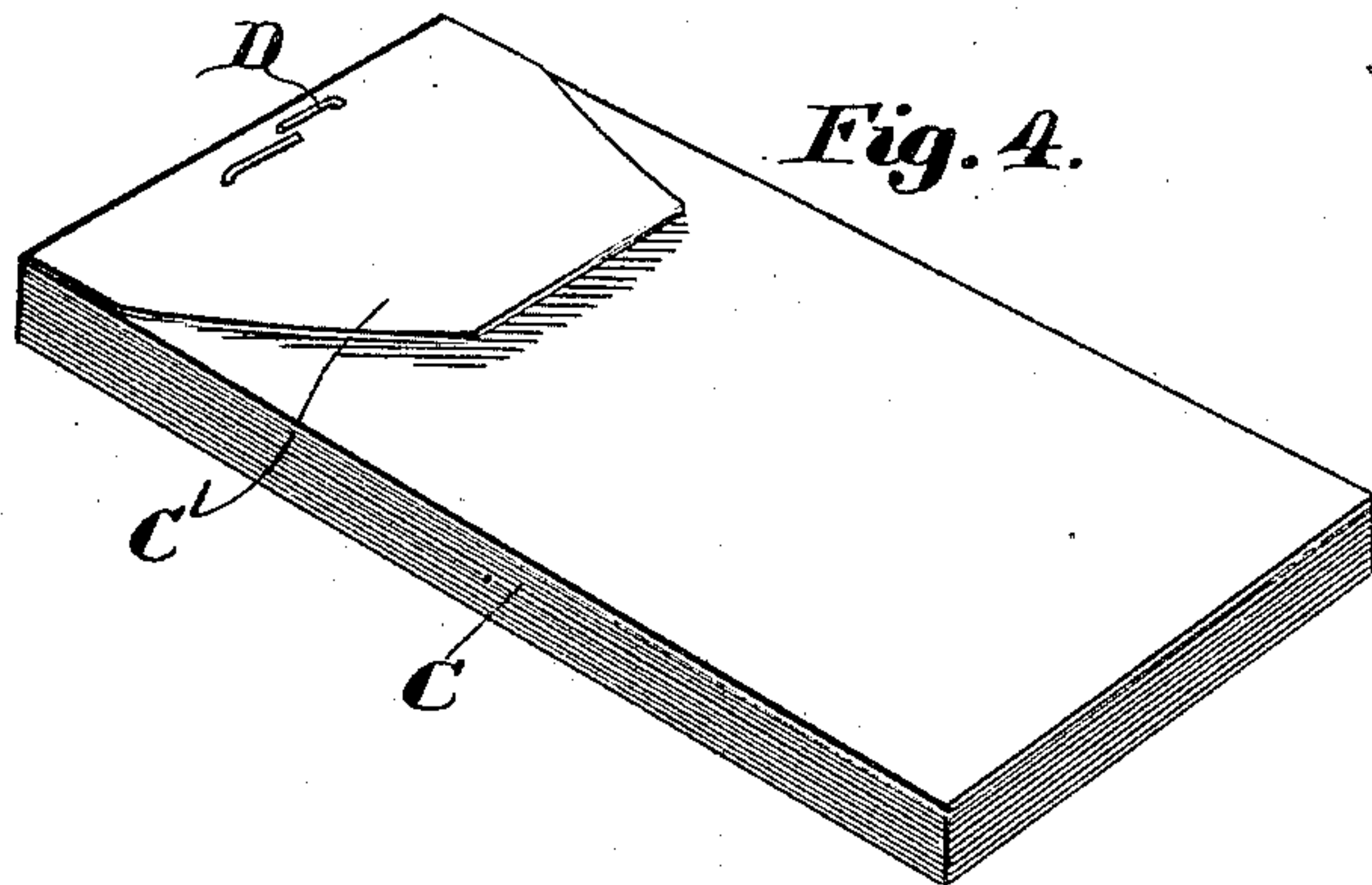
PATENTED APR. 7, 1903.

M. L. DAVIDSON.  
DUPLICATE ORDER BOOK.

APPLICATION FILED JUNE 24, 1902.

NO MODEL.

2 SHEETS—SHEET 2.



**Witnesses:**

Walter C. Lombard  
Thos R. Hughes

**Inventor:**

Maberry L. Davidson  
by *Wm. Andrew*  
*Atty.*



# UNITED STATES PATENT OFFICE.

MABERRY L. DAVIDSON, OF DORCHESTER, MASSACHUSETTS, ASSIGNOR OF ONE-HALF TO WILKINS BROTHERS, OF MILFORD, NEW HAMPSHIRE, A FIRM.

## DUPLICATE-ORDER BOOK.

SPECIFICATION forming part of Letters Patent No. 724,995, dated April 7, 1903.

Application filed June 24, 1902. Serial No. 112,968. (No model.)

*To all whom it may concern:*

Be it known that I, MABERRY L. DAVIDSON, a citizen of Canada and a resident of Dorchester, in the county of Suffolk and State of Massachusetts, have invented certain new and useful Improvements in Duplicate-Order Books, of which the following is a specification.

This invention relates to improvements in duplicate-order books adapted for use by salesmen in stores, offices, warehouses, &c., or wherever it is desired to make duplicate records, one of which may be retained by the seller or bookkeeper in the establishment and the other to be given to the customer or otherwise, as the nature of the business requires, and for such purpose I make use of a rigid base or back, preferably made of sheet metal, having at its upper end a right-angled lip, against which the upper end of the record block or pad is held and prevented from moving sidewise, the back of the paper block or pad being for this purpose provided with a tongue adapted to be inserted in a pocket in a lining attached to the inside of the metal base or back of the book-cover, by which means the paper pad or block is held firmly in position on said metal back of the device. The said metal back is bent in the form of a right-angle lip at one of its sides, preferably the left side, for the purpose of causing the carbon-sheet, which is attached to the rear or back of the paper block, to automatically fall flat into position upon the duplicate-record sheet after the original sheet has been raised subsequent to the removal of the original and duplicate record sheets containing the records of purchases made. The said side lip is cut away partially at or near its upper portion to facilitate the raising of the sheets upon which records have been made previous to tearing or removing such sheets from the pad or block. The pages of the block are preferably made in pairs integral at their upper portion and provided with cuts and rows of perforations, so as to permit the easy removal of such pair of sheets after being engrossed and in such a manner as to leave connected to the remaining portion of the block a tab, by means of which and preferably wire-stitching the leaves of the block are originally held to-

gether, as will hereinafter be more fully shown and described, reference being had to the accompanying drawings, wherein—

Figure 1 is a perspective view of the duplicate-order book, showing the cover swung open. Fig. 2 is a similar view showing the paper block or pad removed. Fig. 3 is a perspective view of the sheet-metal back or block-holder. Fig. 4 is a perspective view of the under side of the detachable paper block or pad. Fig. 5 is a longitudinal section on the line 5 5 shown in Fig. 1. Fig. 6 is a cross-section on the line 6 6 shown in Fig. 1, and Fig. 7 is a perspective view of a pair of connected record-leaves after being detached from the block or pad.

Similar letters refer to similar parts wherever they occur on the different parts of the drawings.

In the drawings, Figs. 1, 2, 3, 5, and 6, A represents the back or block-holder, which is made of suitable rigid material, preferably sheet metal, and in practice such sheet-metal back or base is covered by cloth, leather, or suitable covering material. Flexibly connected to the upper end of such back A is a folding cover B, which may be made of suitable flexible or rigid material, as may be desired. In one piece with the rigid metal back A is made at its upper end an upwardly-projecting lip A', that serves as a rest against the upper end of the sheet block C when the latter is secured in position on the metal back A, and for such purpose I provide the back of said block C with a tongue C', adapted to be inserted in a pocket A'', made in a lining A<sup>3</sup>, pasted onto or otherwise attached to the interior of the metal or rigid back A, as shown. On one side of the said back A is made an upwardly-projecting lip A<sup>4</sup>, (shown in Figs. 1, 2, 3, and 6,) for the purpose hereinabove described.

The record-block C is composed of ruled leaves C'' C'', connected at their upper ends in pairs, as shown in Fig. 7, such sheets being scored or perforated at their upper folded ends, as shown at C<sup>3</sup> in Figs. 1 and 7. The sheets of the paper block C are attached together by a wire staple D or similar fastening, as shown in Figs. 1, 4, and 5. The said fastener is connected to a tab C<sup>4</sup>, attached to



the upper ends of the leaves C'' by a perforated or scored portion C<sup>5</sup>, the sides of which are cut through at C<sup>6</sup> C<sup>6</sup>. (Shown in Figs. 1 and 7.)

5 To the back or under side of the block C is attached a carbon-sheet E, the upper portion of which is adapted to be placed between the two uppermost sheets of the block C previous to making duplicate records thereon.

10 On the side lip A<sup>4</sup>, preferably at or near its upper portion, is made a cut-away part A<sup>5</sup>, (shown in Figs. 1, 2, and 3,) for the purpose as hereinabove described.

In using the device for making duplicate  
15 records the carbon-sheet E is placed between the two uppermost sheets of the block C, after which the operator makes a record of sale by a lead-pencil on the top sheet, which is thereby transferred by the carbon-sheet  
20 on the duplicate-record sheet below. The original and duplicate-record sheets are then raised and detached from the block C by taking hold of their lower ends and pulling them toward the manipulator, when said sheets  
25 are detached on the perforated lines C<sup>5</sup>, leaving the tab end C<sup>4</sup> attached to the remaining portions of the block. The carbon-sheet is then raised by taking hold of the lower right-hand corner on the next record-sheet and  
30 raising it sufficiently to cause the carbon-sheet to fall into position between the original and duplicate sheets upon which records are to be made, and so on. After a pair of connected leaves have been detached together, as

shown in Fig. 7, they may readily be separated on the perforated line C<sup>3</sup> C<sup>3</sup> for the purpose of giving one to the customer and one to the bookkeeper or other person in the store or establishment, as may be desired. 35

What I wish to secure by Letters Patent 40 and claim is—

1. In a duplicate-order book, a rigid plate having lips at the upper end and a side thereof, and a pocket in its upper face, and a sheet block or pad having on its under side a tongue 45 to fit into said pocket.

2. In a duplicate-order book, a sheet block composed of a series of pairs of leaves connected together and perforated along their upper edges and also perforated below their 50 upper edges and intermediate the side edges thereof, said leaves having dividing-cuts along lines joining the lines of perforation.

3. In a duplicate-order book, a block-holder having lips along its top and a side and a 55 pocket in its upper face.

4. In a duplicate-order book, a block-holder having lips along its top and a side and a pocket in its upper face and a block having a tongue to fit into said pocket, a series of 60 sheets, and a carbon-sheet adapted to be placed between two of the other sheets.

In testimony whereof I have affixed my signature in presence of two witnesses.

MABERRY L. DAVIDSON.

Witnesses:

ALBAN ANDRÉN,  
CHARLES L. WILKINS.