

No. 724,985.

PATENTED APR. 7, 1903.

W. WOHLRABE.
TRUNK.

APPLICATION FILED OCT. 2, 1902.

NO MODEL.

2 SHEETS—SHEET 1.

FIG. 1.

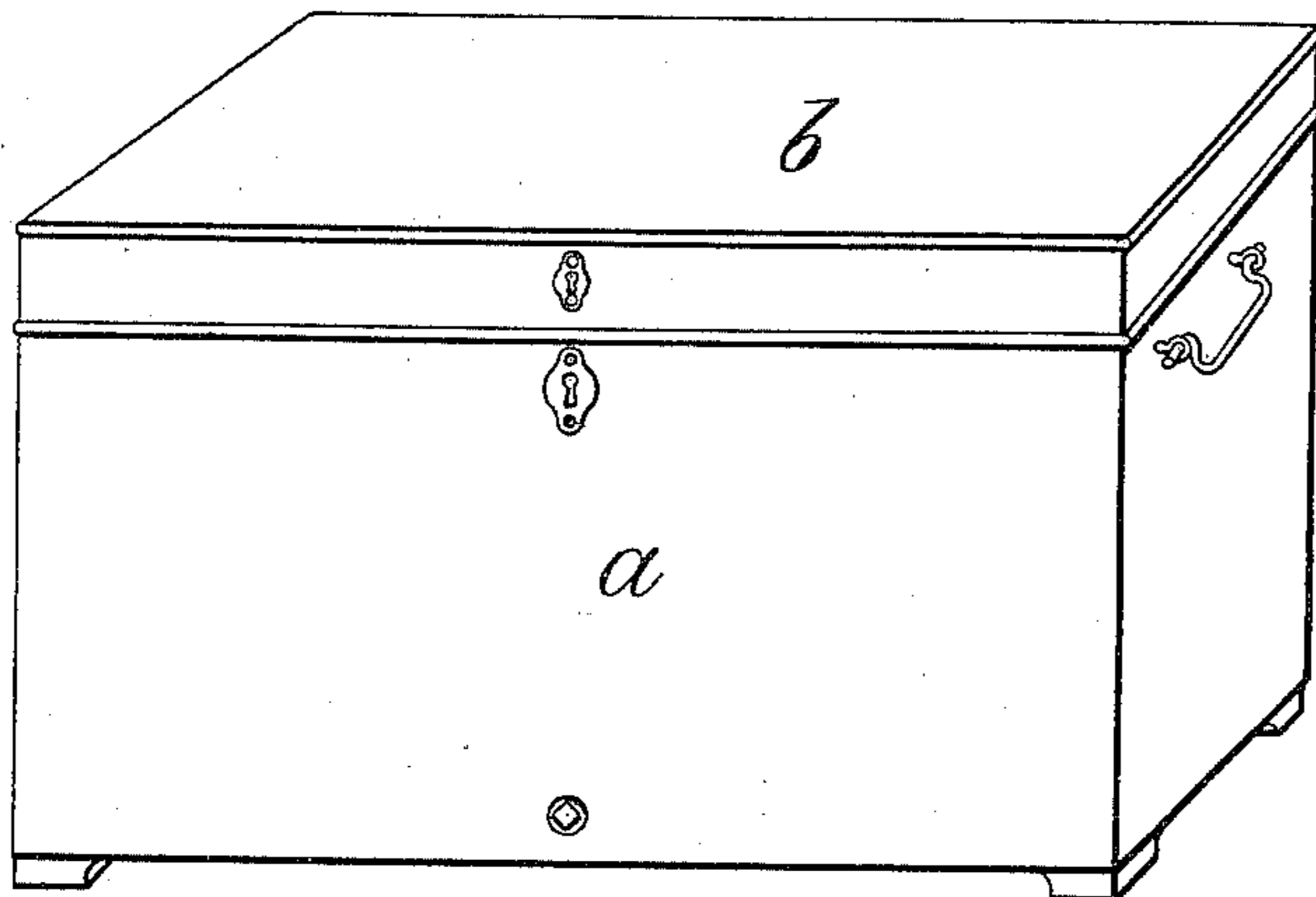


FIG. 2.

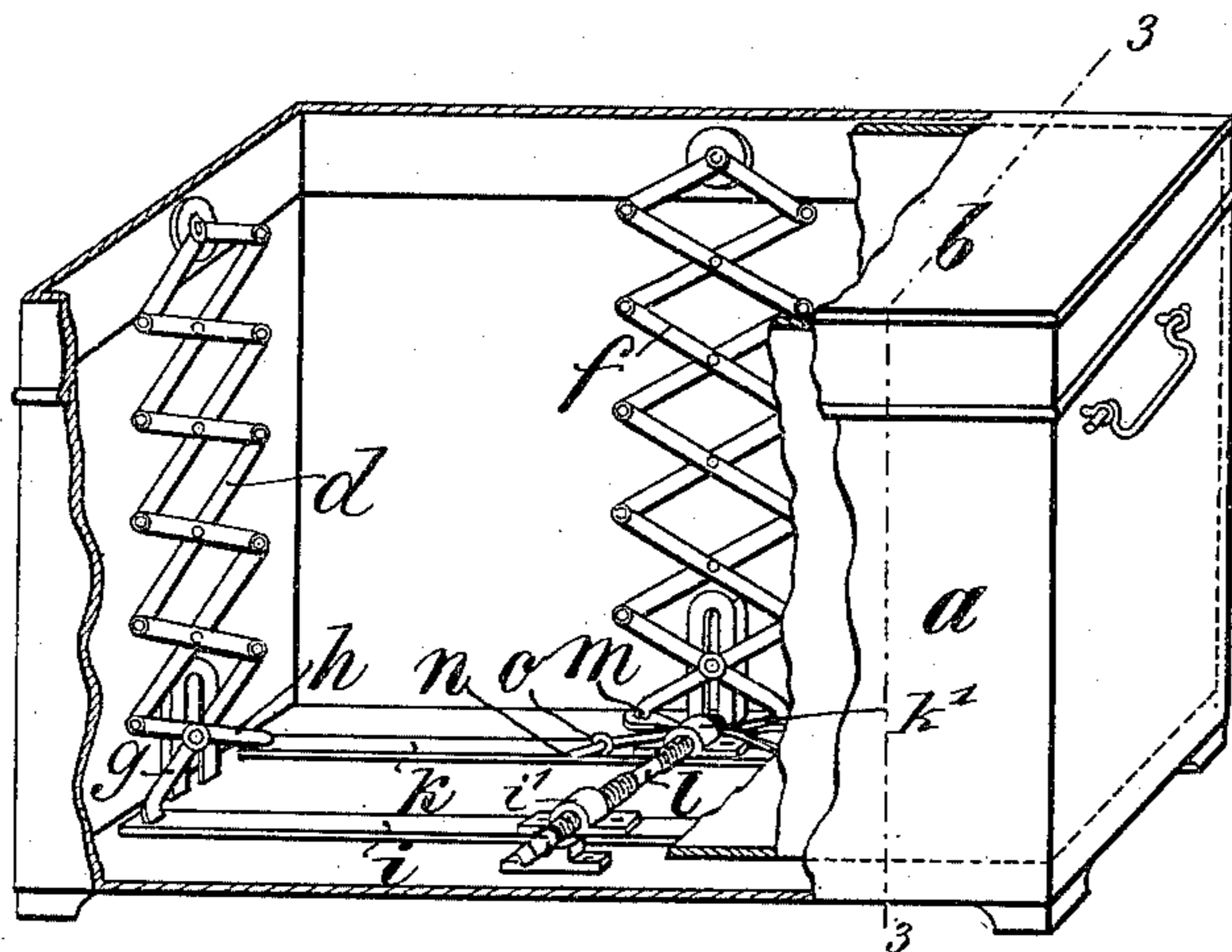
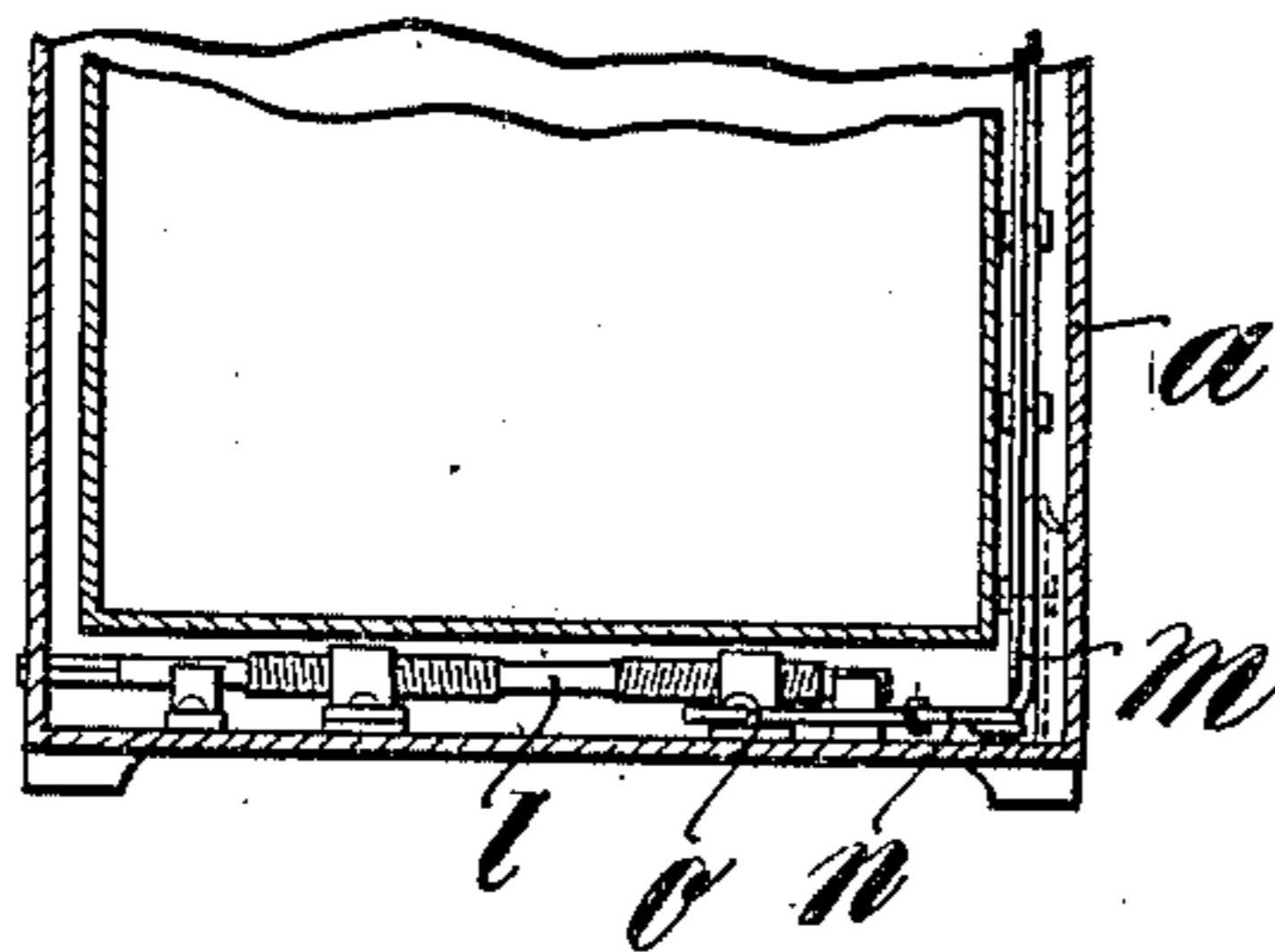


FIG. 3.



Witnesses:
Edmund J. J. J.
Edmund J. J.

Inventor:
Willy Wohlrabe
by his attorney
Roeder & Briesen

No. 724,985.

PATENTED APR. 7, 1903.

W. WOHLRABE.
TRUNK.

APPLICATION FILED OCT. 2, 1902.

NO MODEL.

2 SHEETS—SHEET 2.

FIG. 4.

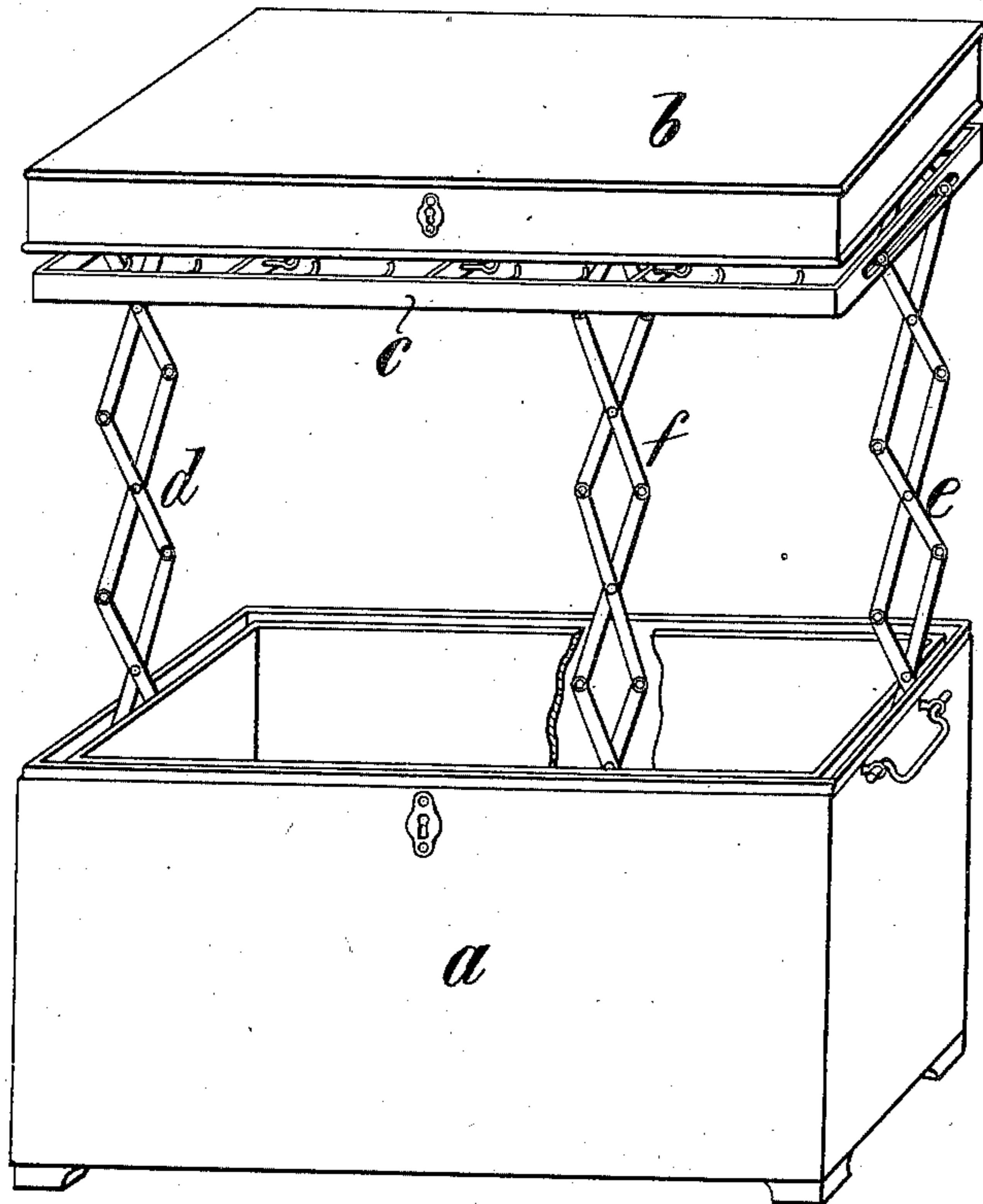
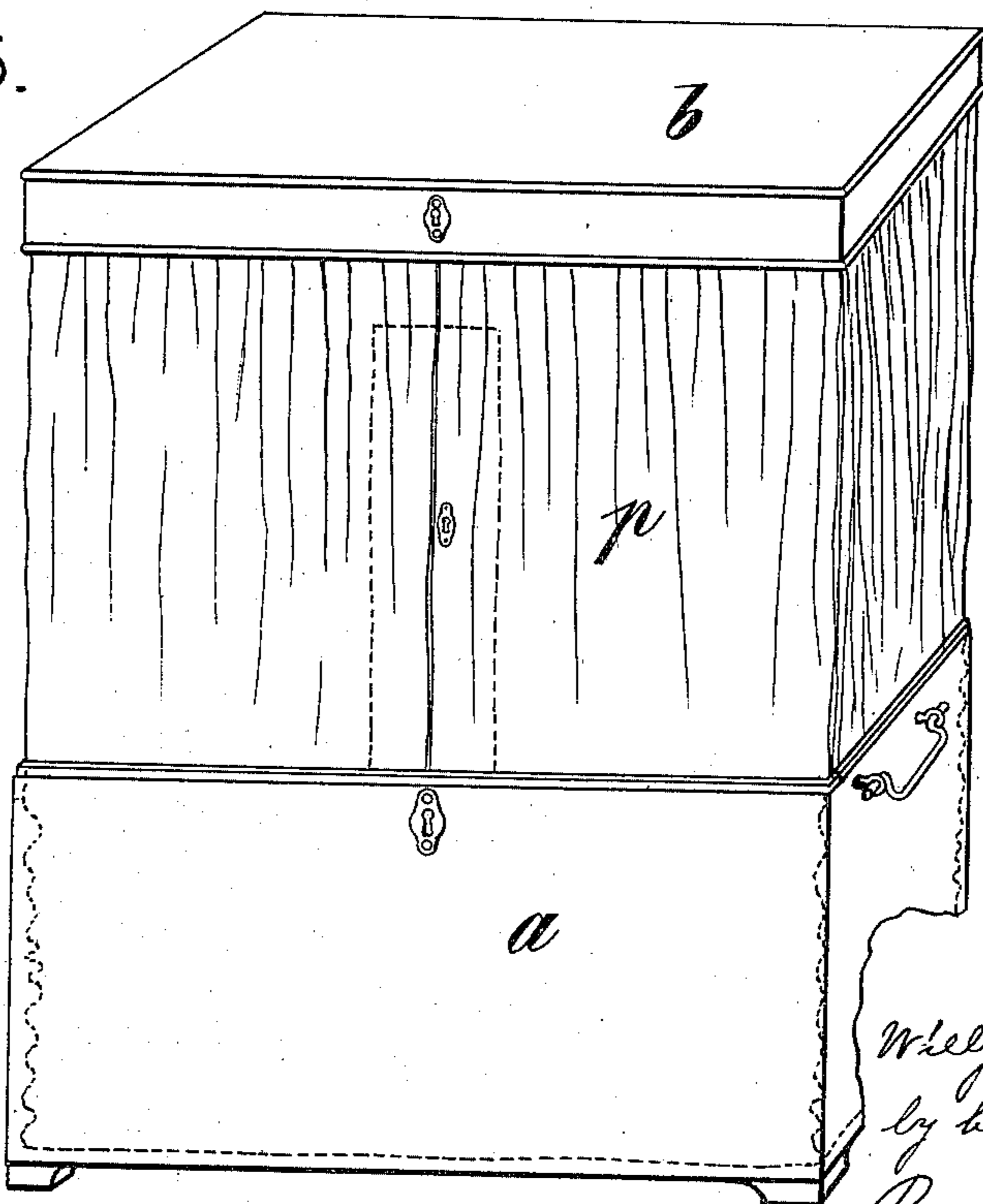


FIG. 5.



Witnesses:
Edwin J. Gump
Edmund Ray

Inventor:
Willy Wohlrabe
by his attorneys
Roeder & Friesen

UNITED STATES PATENT OFFICE.

WILLY WOHLRABE, OF DÜLKEN, GERMANY.

TRUNK.

SPECIFICATION forming part of Letters Patent No. 724,985, dated April 7, 1903.

Application filed October 2, 1902. Serial No. 125,703. (No model.)

To all whom it may concern:

Be it known that I, WILLY WOHLRABE, a citizen of Germany, and a resident of Dülken, Rhineland, Germany, have invented certain
5 new and useful Improvements in Trunks, of which the following is a specification.

This invention relates to a trunk which can be converted into a wardrobe or portable closet in a simple manner, the object of my invention being to provide a device which may be
10 used as a trunk for traveling purposes and also as a chest or closet in which clothes may be hung.

I attain my object by connecting the lid to
15 the body of the trunk by means of lazy-tongs, the lower ends of which are attached to slidable rods, which are operated by means of a right-and-left screw.

In the accompanying drawings, Figure 1 is
20 a perspective view of my improved trunk, showing it contracted; Fig. 2, a similar view, partly broken away; Fig. 3, a cross-section on line 3 3, Fig. 2; Fig. 4, a perspective view of the trunk, showing it expanded; and Fig.
25 5, a view similar to Fig. 4, showing a curtain suspended from the lid.

The letter *a* represents the body or box of a trunk, and *b* is the vertically-movable cover, which is connected thereto by three, more or
30 less, sets of lazy-tongs *d e f*. If desired, the lid may be provided with a frame *c*. Two of the lazy-tongs *d* and *e* extend along the ends of the trunk, while the third lazy-tong *f* extends along the back of the same. The lower-
35 most levers *g h* of the lazy-tongs *d* and *e* are connected to slides *i* and *k*, provided with nuts *i' k'*. These nuts are engaged, respectively, by the right and left threads of a screw *l*, which may be turned by means of a suitable crank. The rear slide *k* is further provided with eyes *o*, that engage the forward ends of a pair of horizontal shear-like levers

n, the rear ends of which are at *m* pivoted to the lazy-tongs *f*.

When the trunk is to be converted into a
45 wardrobe or closet, the screw *l* is so turned that the slides *i* and *k* are moved toward each other, so as to expand the lazy-tongs and raise the lid *b*. A rotation of the screw in the opposite direction will contract the lazy-tongs
50 and lower the lid.

The frame *c*, as well as the lid *b*, may be provided with hooks for suspending clothes, while a curtain *p* may be suspended from the lid.
55

What I claim is—

1. A trunk provided with a vertically-movable lid, intervening lazy-tongs, slides connecting the lazy-tongs, and means for operating the slides, substantially as specified.
60

2. A trunk provided with a vertically-movable lid, intervening lazy-tongs, slides connecting the lazy-tongs, nuts on the slides, and a right-and-left screw engaging the nuts, substantially as specified.
65

3. A trunk provided with a vertically-movable lid, lazy-tongs at the ends of the trunk, lazy-tongs at the back of the trunk, a front slide and a rear slide connecting the laterally-placed lazy-tongs, levers for connecting the
70 rear slide with the rear lazy-tongs, and means for operating the slides, substantially as specified.

4. A trunk provided with a vertically-movable lid, intervening lazy-tongs, slides connecting
75 the lazy-tongs, means for operating the slides, and a curtain suspended from the lid, substantially as specified.

Signed by me at Dusseldorf, Germany, this 20th day of September, 1902.

WILLY WOHLRABE.

Witnesses:

WILLIAM ESSENWEIN,
PETER LIEBER.