

No. 724,211.

PATENTED MAR. 31, 1903.

G. SCHMITT.  
GARMENT FASTENER.  
APPLICATION FILED AUG. 9, 1902.

NO MODEL.

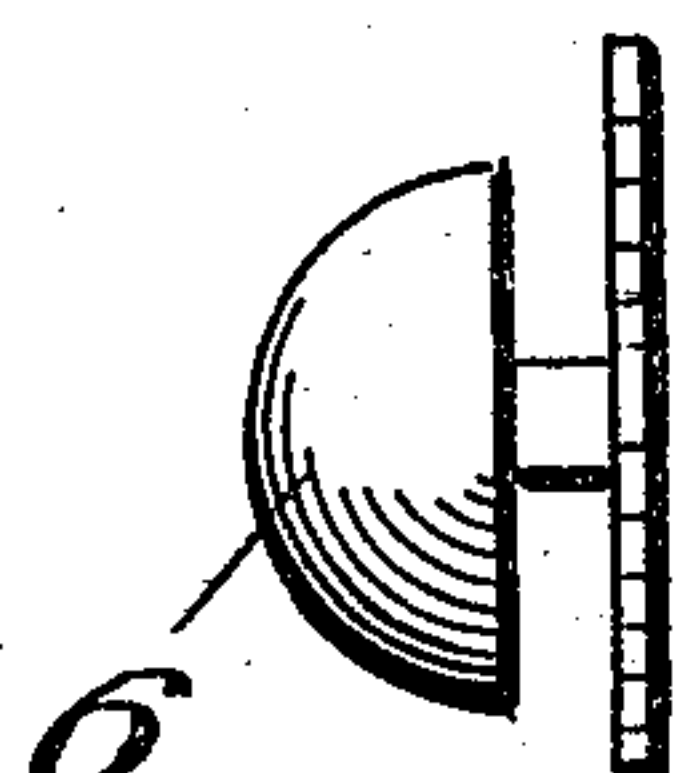
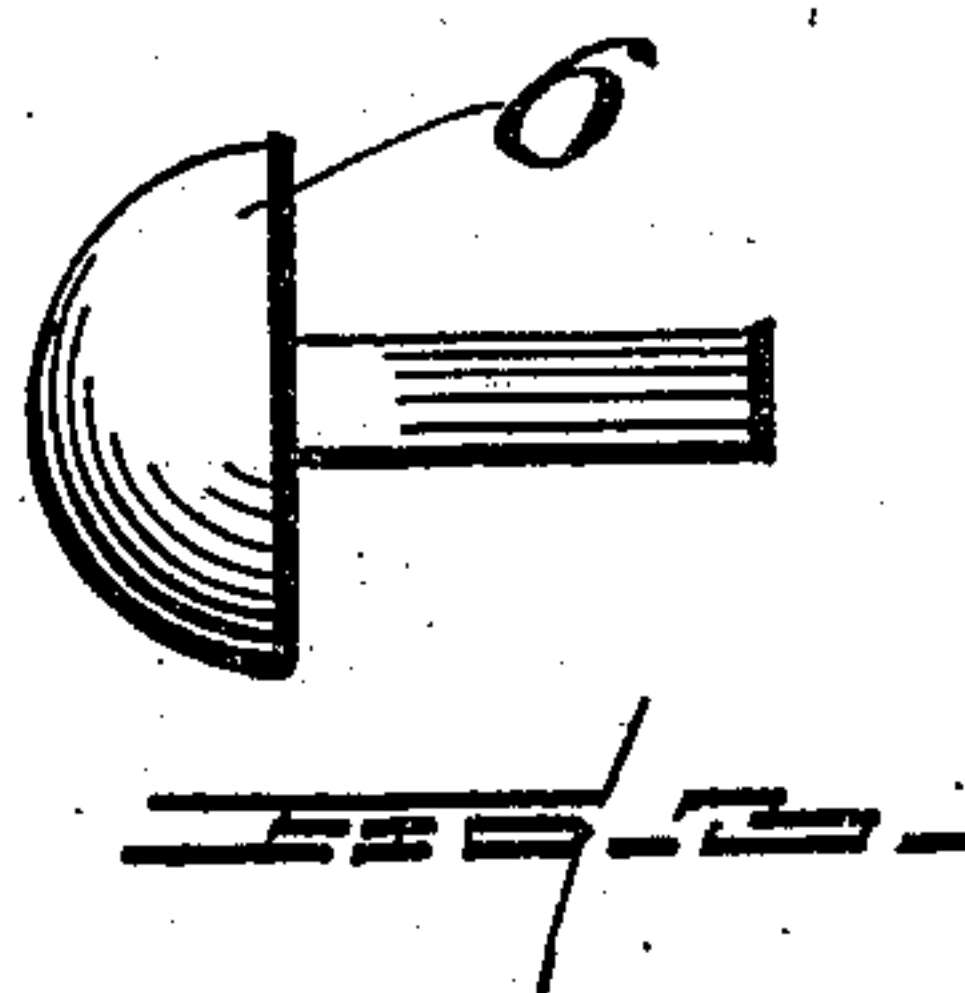
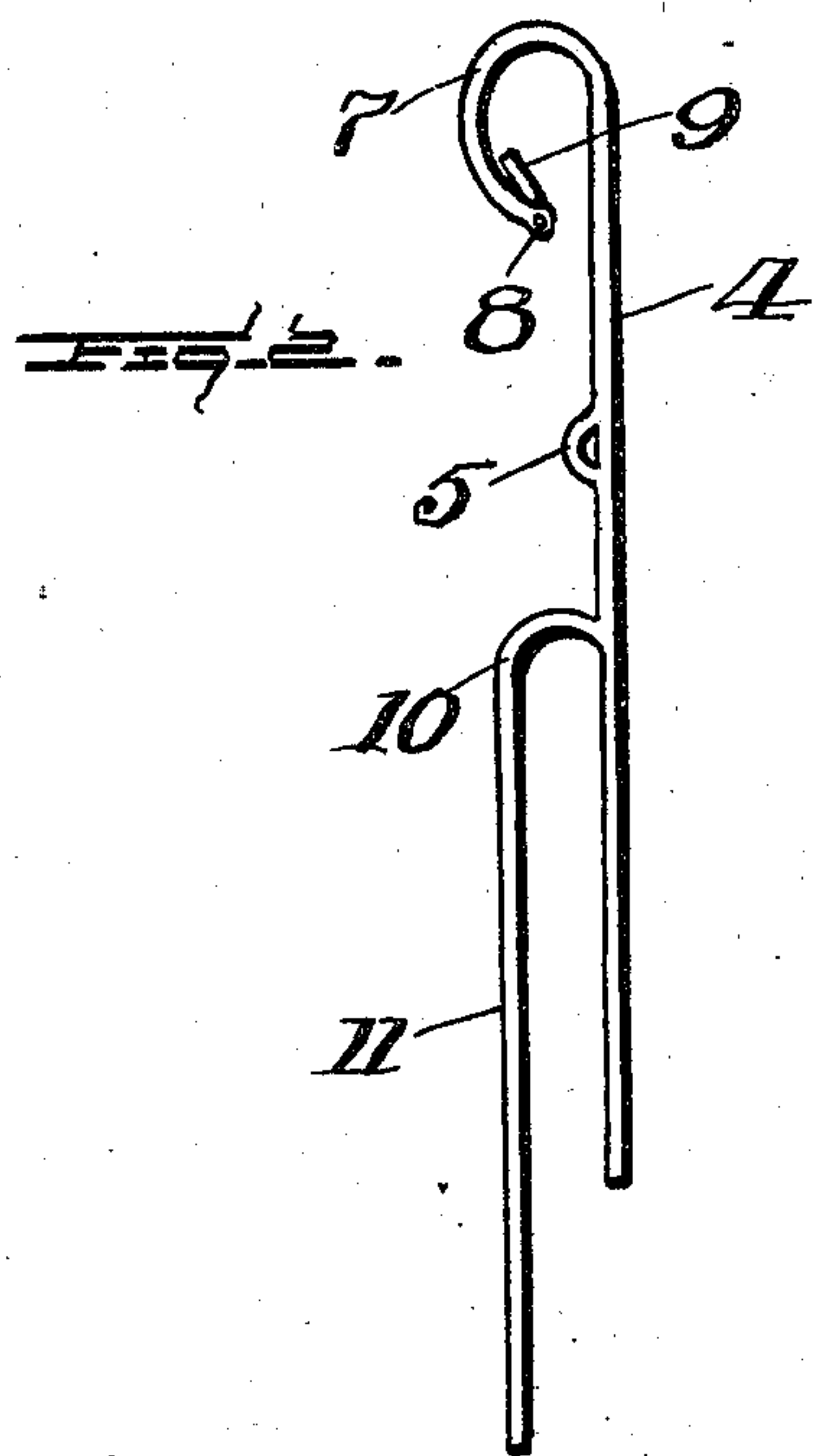
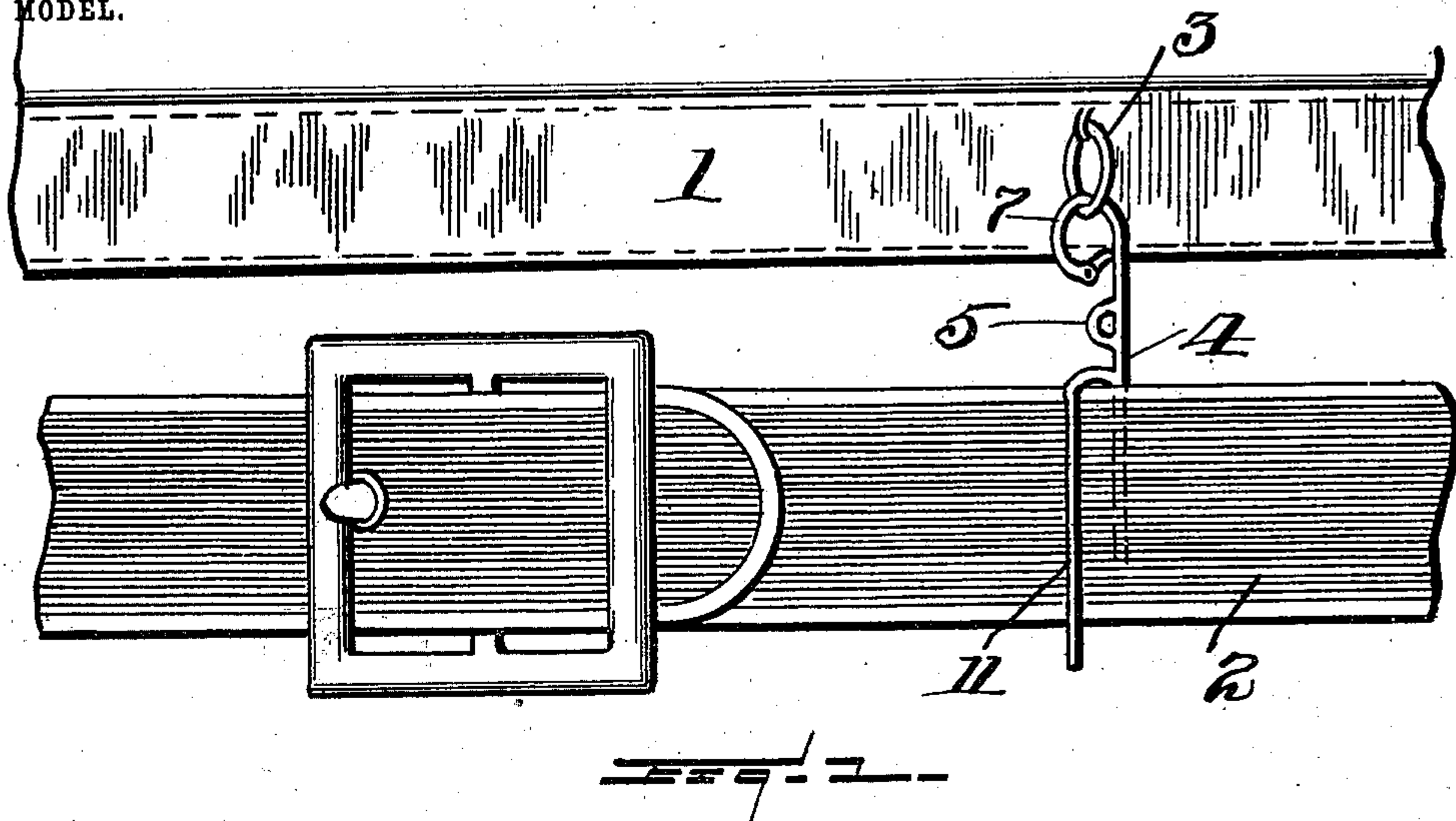


Fig. 4.

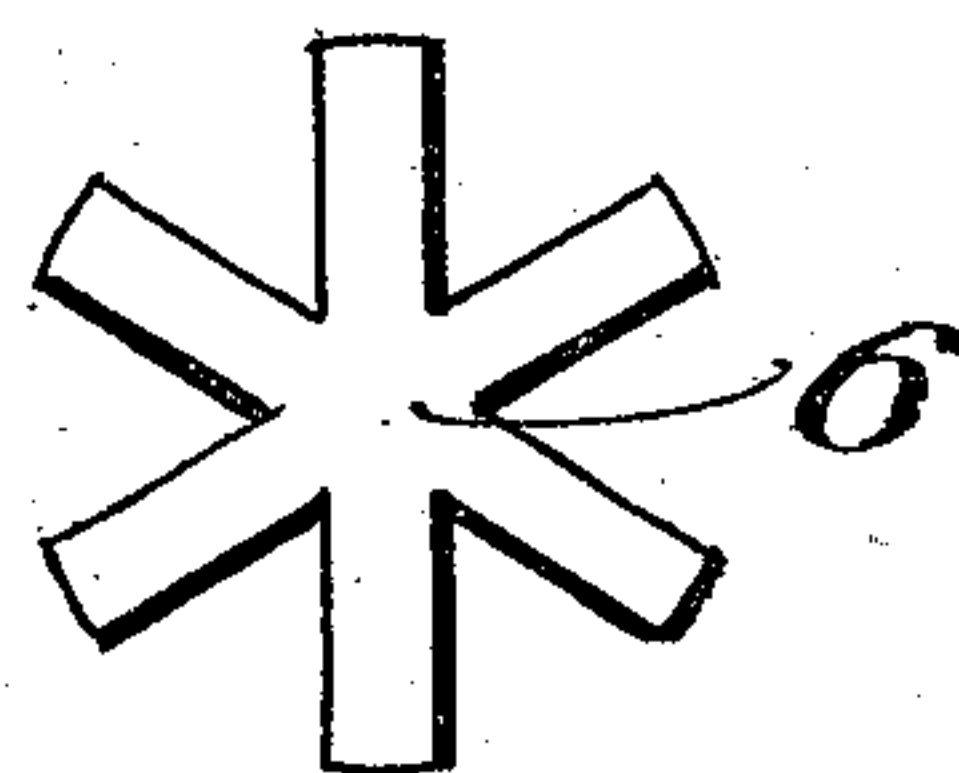


Fig. 5.

Witnesses:  
J. H. Butler  
M. Hunter

Inventor,  
George Schmitt,  
By O. D. Lewis  
Attorney.



# UNITED STATES PATENT OFFICE.

GEORGE SCHMITT, OF PITTSBURG, PENNSYLVANIA.

## GARMENT-FASTENER.

SPECIFICATION forming part of Letters Patent No. 724,211, dated March 31, 1903.

Application filed August 9, 1902. Serial No. 119,122. (No model.)

*To all whom it may concern:*

Be it known that I, GEORGE SCHMITT, a citizen of the United States, residing at Pittsburgh, in the county of Allegheny and State of Pennsylvania, have invented a new and useful Improvement in Garment-Fasteners, of which improvement the following is a specification.

This invention relates to certain new and useful improvements in belt-fasteners and also relates to an improved garment-fastener.

The primary object of the present invention is to provide a novel means which can be worn by both sexes, the same being adapted to hold in proper position the skirt, shirt-waist, and belt when worn by a lady, and when worn by the opposite sex to support the trousers, shirt-waist, and belt, respectively.

The present invention also possesses great advantages where secured to uniforms.

A still further object of my invention is to provide a device that will be extremely simple in construction, strong, durable, comparatively inexpensive to manufacture, and highly efficient in its use.

With the above and other objects in view the invention consists in the novel construction, combination, and arrangement of parts to be hereinafter more fully described, and specifically pointed out in the claim.

In describing the invention in detail reference is had to the accompanying drawings, forming a part of this specification, and wherein like numerals of reference indicate like parts throughout the several views, in which—

Figure 1 is a front view of my improved belt and garment fastener secured in position. Fig. 2 is a detail side elevation of the belt-fastener and garment-supporter. Fig. 3 is an enlarged view, in side elevation, of the preferred form of button used in connection with my improved belt-fastener. Fig. 4 is a similar view showing the shank thereof bent to form a means for securing the button in position, and Fig. 5 is an end view thereof.

In the drawings the reference-numeral 1 represents the waistband of the shirt-waist, and 2 represents the belt. To the garment is secured a ring 3, which may be stitched or otherwise attached thereto, and the reference-numeral 4 represents the belt-fastener and garment-supporter, which consists of the

body portion having formed therein the loop 5 to receive the button 6, said body portion at its upper end terminating in the hook portion 7, in which is pivotally secured at 8 the locking-lug 9. Upon the body portion 4, below the loop 5, is formed an offset 10, carrying a downward extension 11, the belt 2 being placed between the body portion and extension 11 and firmly retained therein, the hook portion 7 engaging in the ring 3, as shown in Fig. 1 of the drawings, and the locking-lug 9 is placed in position bearing against the body portion, which will prevent the disengagement of said hook portion and the ring 3.

It will also be noted that my improved garment-supporter and belt-fastener may be secured to men's and ladies' shirt-waists and that the device may also be used for the purpose of supporting and retaining the skirt in proper position.

In operation the shank of the button 6 is inserted through the loop 5 of the fastener and through the skirt, whereupon its inner end is bent as indicated in the drawings. It will therefore be obvious that when the hooked end 7 is secured to the waistband of the shirt-waist the shirt-waist and skirt will be prevented from separating.

It will be further noted that various changes may be made in the details of construction without departing from the general spirit of my invention.

Having fully described my invention, what I claim as new, and desire to secure by Letters Patent, is—

In a device of the character described, the combination of a body portion having a loop formed therein, a hook portion at the upper end of said body portion, a locking-lug pivotally secured at the free end of said hook portion, an offset carrying an extension formed integral with said body portion and extending a distance below the said body portion, substantially as described.

In testimony whereof I have hereunto signed my name in the presence of two subscribing witnesses.

GEORGE SCHMITT.

In presence of—  
E. M. BLATT,  
M. HUNTER.