

No. 723,912.

PATENTED MAR. 31, 1903.

J. PENNINGTON.  
UNION KNITTED UNDERWEAR.  
APPLICATION FILED NOV. 20, 1901.

NO MODEL.

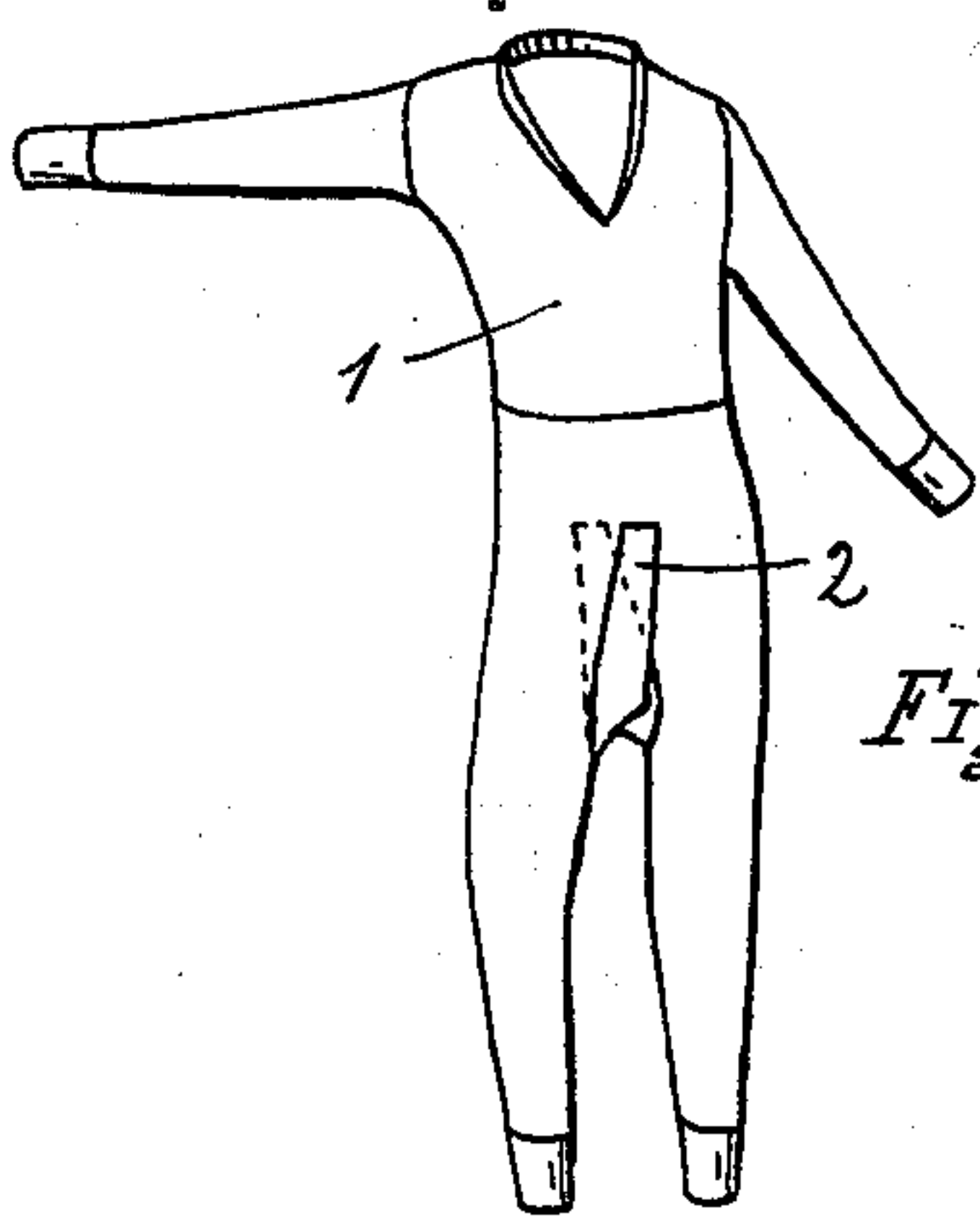


Fig. 1.

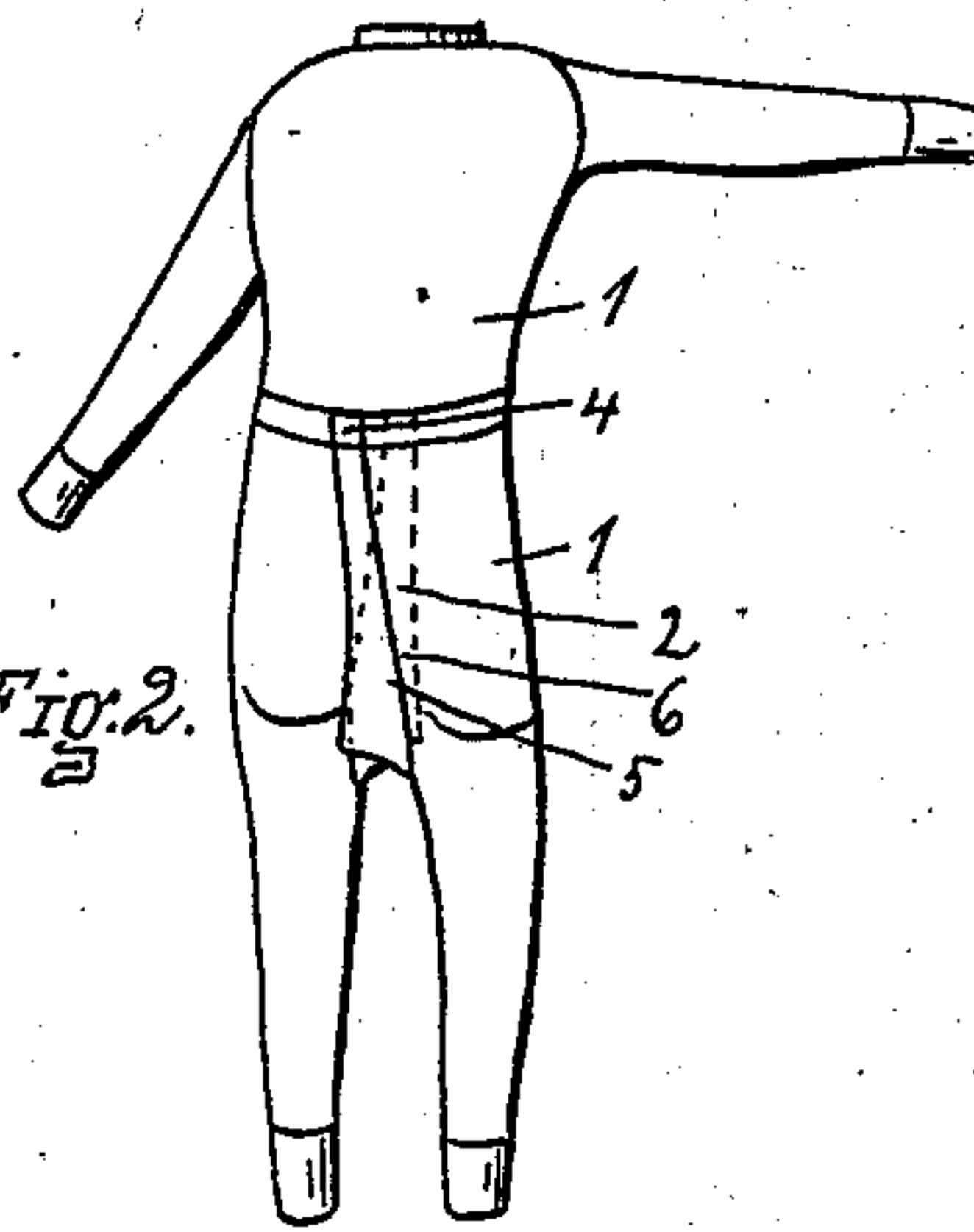


Fig. 2.

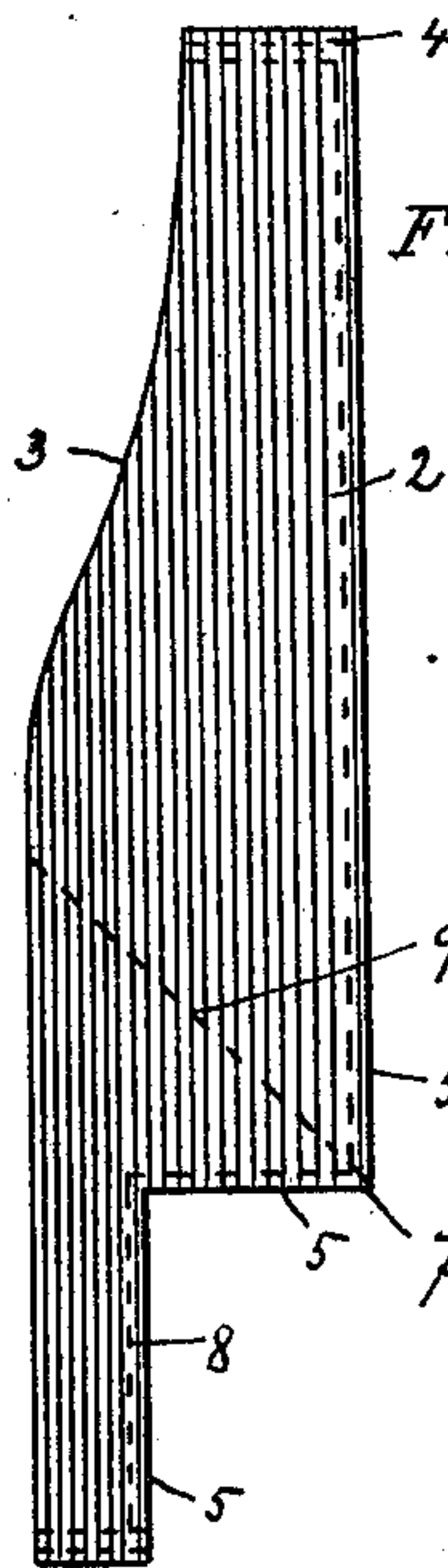


Fig. 3.

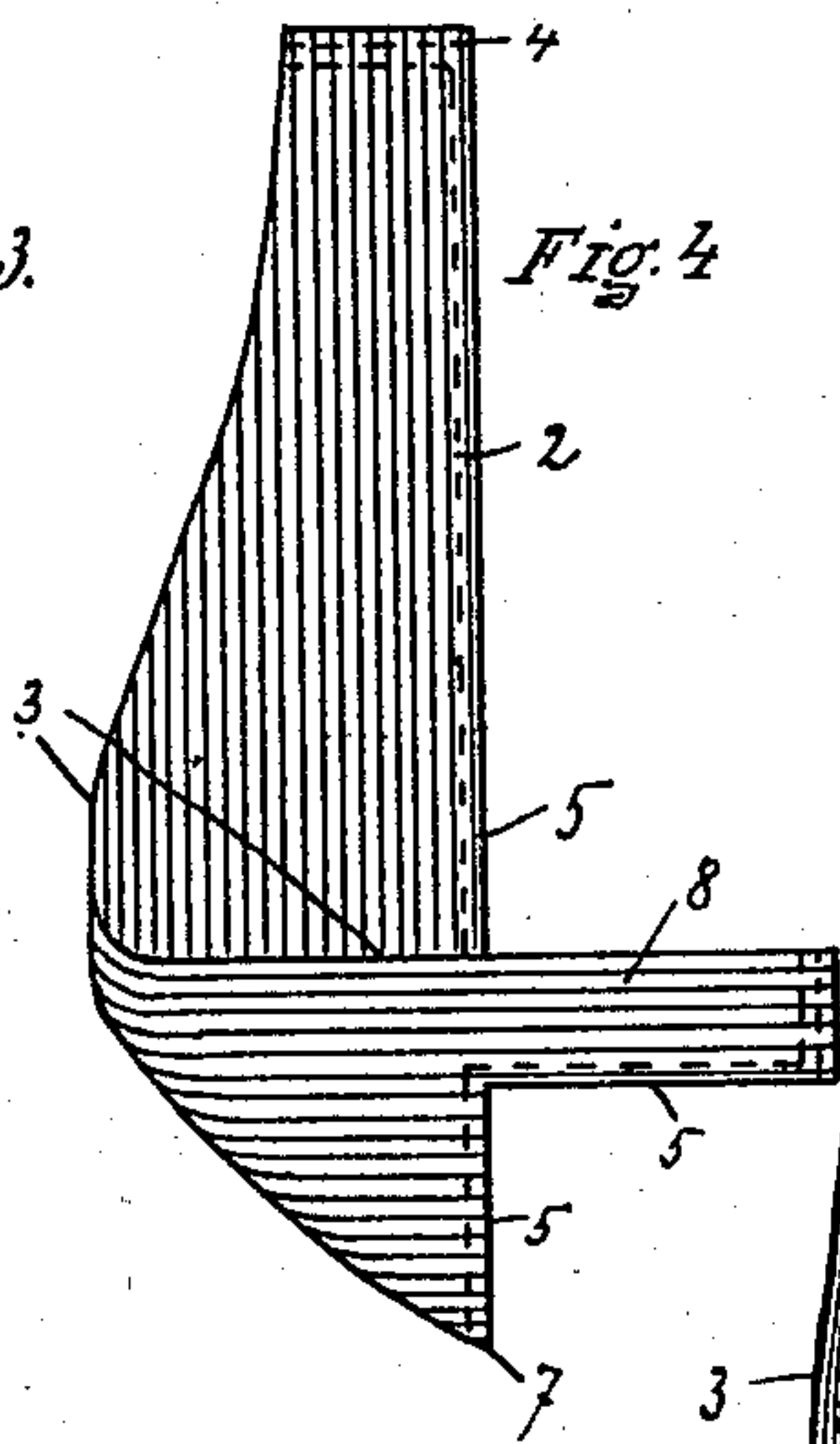


Fig. 4.

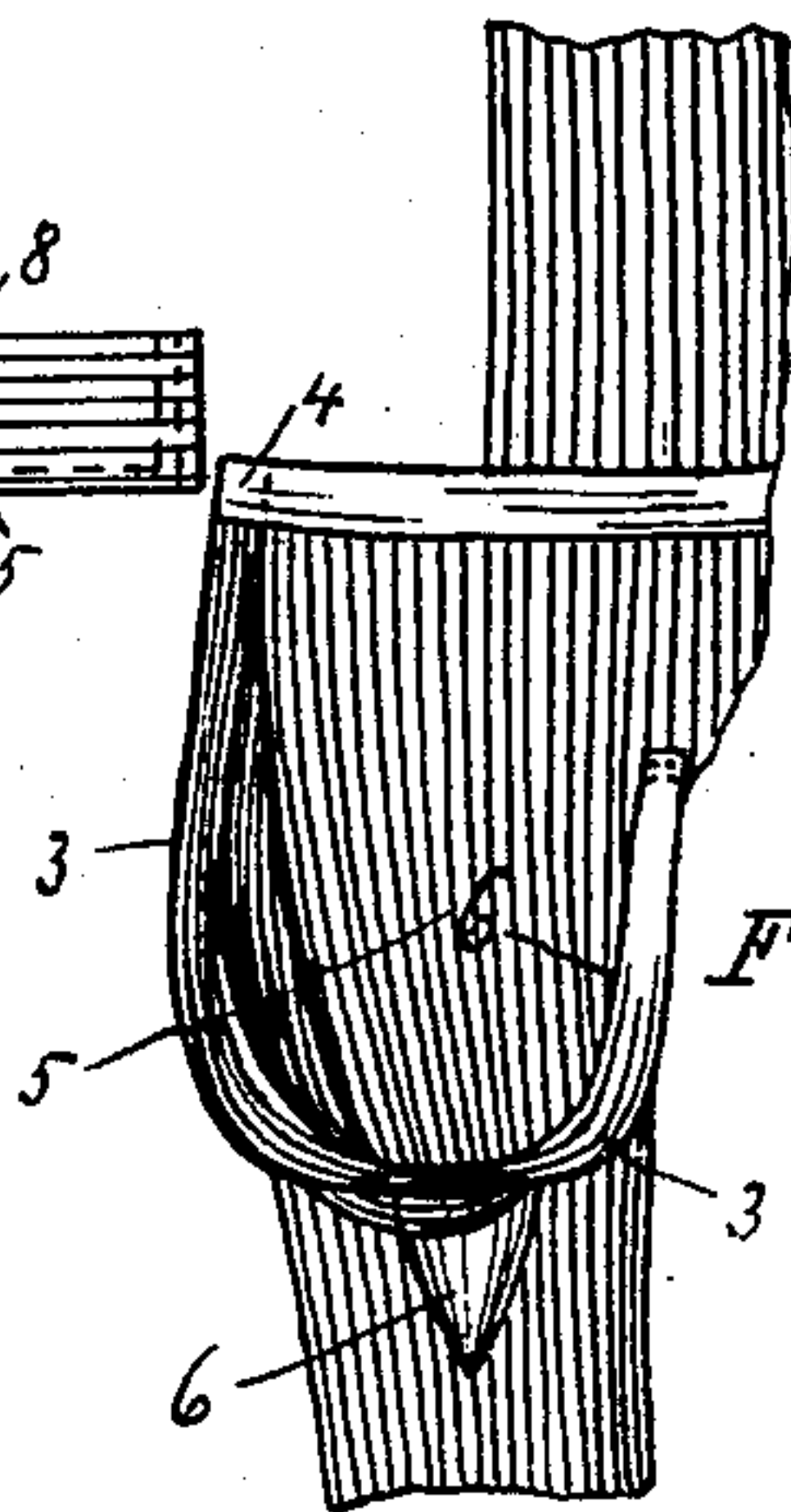


Fig. 6.

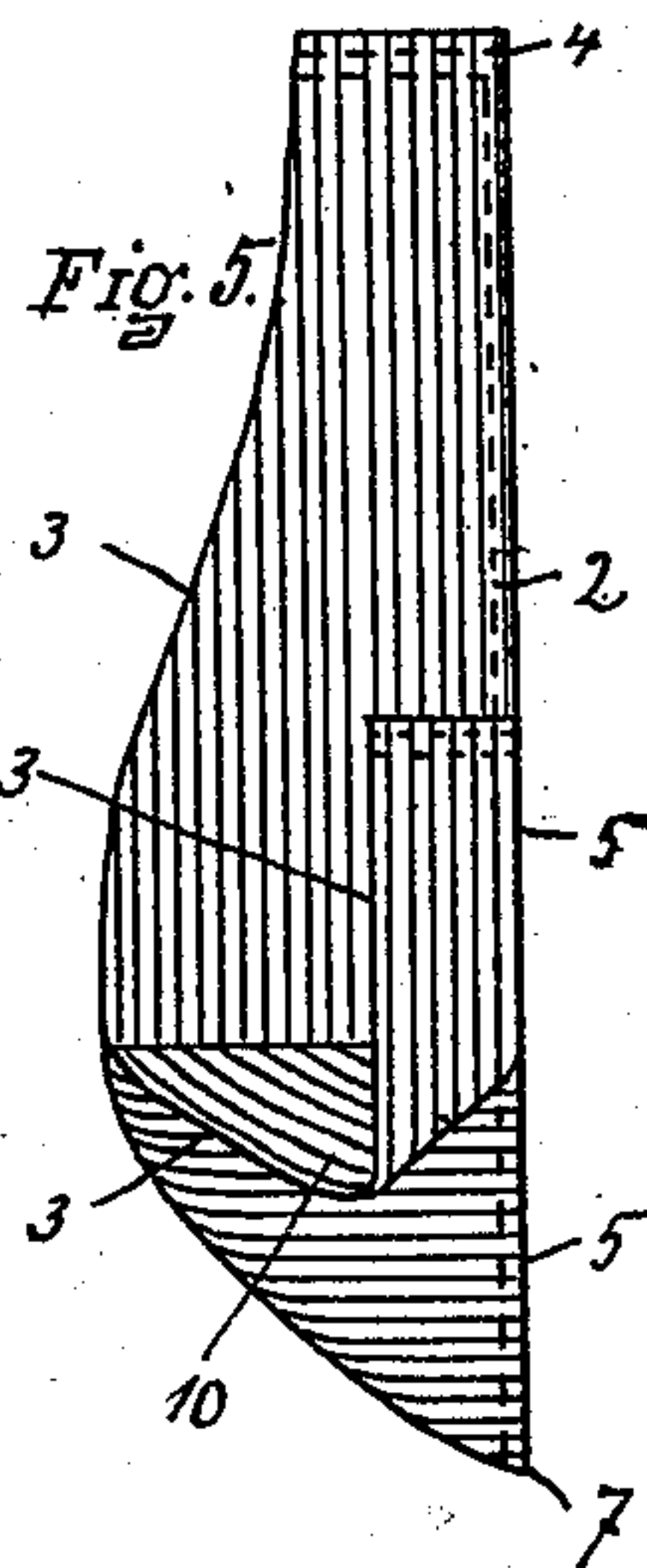


Fig. 5.

WITNESSES  
Rich. A. George  
W. G. Stone.

INVENTOR  
JOHN PENNINGTON  
BY *Risley & Love*  
ATTORNEYS.



# UNITED STATES PATENT OFFICE.

JOHN PENNINGTON, OF CAMDEN, NEW YORK.

## UNION KNITTED UNDERWEAR.

SPECIFICATION forming part of Letters Patent No. 723,912, dated March 31, 1903.

Application filed November 20, 1901. Serial No. 82,962. (No model.)

*To all whom it may concern:*

Be it known that I, JOHN PENNINGTON, a citizen of the United States, residing at Camden, in the county of Oneida and State of New York, have invented certain new and useful Improvements in Union Knitted Underwear, of which the following is a specification, reference being had therein to the accompanying drawings.

My invention relates to an improvement in a union knitted underwear garment; and I do declare that the following is a full, clear, and exact description thereof, sufficient to enable one skilled in the art to make and use the same, reference being had to the accompanying drawings.

Heretofore Letters Patent of the United States were granted to me, No. 679,572, and dated July 30, 1901, which were for a union knitted underwear suit; and my present application relates to an improvement upon the suit illustrated in that patent, but which may also be applied to suits of patterns and kinds.

The particular purpose of my invention is to furnish room in the crotch and seat of such a garment, while at the same time the garment by the use of my improvement furnishes a complete covering for that part of the body.

One peculiarity of the part which my invention covers and which is formed to be attached to the main portion of the garment is that it is so constructed and so attached to the garment as to provide a fullness which is adequate to the demands and also provides a covering, since the parts are attached in pairs, the free edges of which meet each other or overlap slightly when the garment is worn.

In the drawings, Figure 1 is a front view of the union suit with my attachment thereon. Fig. 2 is a rear view of the same. Figs. 3, 4, and 5 are views of the flap which is attached to the union suit, illustrating how it appears at different steps in its attachment. Fig. 6 is an inner side view of one-half of a garment with my attachment thereon.

In the drawings, 1 represents the body of the garment. 2 illustrates the auxiliary pieces or flaps, which are attached to the garment. These pieces are made in the general form illustrated in Fig. 3, and they each comprise a strip of material 2, in its general outline wider at one end than at the other, the

free edge 3 being curved outward from the end 4 of the flap which is to be attached to the garment at the belt in the rear. The other edge is substantially straight until somewhat beyond the middle of the length, when it is cut inwardly at substantially a right angle through a portion of the width of the flap and then outwardly again, leaving the other end of the flap 8 substantially narrower. This formation leaves the straight edge 5 to the point of the angle 7, thence continuous straight edge 5 again at substantially a right angle to the end of the flap. The edge 3 is the free edge when the flap is attached to the garment, and the edge 5 as thus presented in the three sections is stitched to the garment along the edge 6, which is formed by the slits provided in the garment for forming the crotch portion. The manner in which this is attached is illustrated in Fig. 4, where, for instance, we begin stitching at the rear portion of the rear upper edge of the leg portion and stitch down the inner seam, bringing the edge 5 of the flap and the edge 6 of the garment together, until we arrive at the point 7, when the flap is turned up, and we continue the stitching on the edge 5 up the front seam of the crotch portion of the garment until we arrive at the next turn in the edge 5, when we turn the end 8 upward, as shown in Fig. 5, and continue the stitching along the same edge 5 until we reach the end of that edge which is at the front of the garment and where the edge left in knitting the garment for forming the crotch portion terminates in the garment slightly above the crotch-line. In Fig. 5 I have attempted to illustrate how the fullness in the flap results from this mode of attachment, although the cloth of the flap will not hang naturally just as exhibited in that figure. In attaching these flaps to the garment I cross the ends, as illustrated in Figs. 1 and 2, whereby I avoid uncomfortable fullness at any point about the belt or other places of attachment, and I have the further advantage that the free edges of the flaps are brought more naturally and readily together. I am also able to avoid the doubling of the flap or folding of the flap, which would cause great annoyance to the wearer. By this form of flap I am also able to present the desired fullness in the garment at the most desirable



points, the line of curvature of the free edge of the flap and the fullness caused by turning the end 8 upward, so as to continue the stitching along the line 5, both contributing to this result.

What I claim as new, and desire to secure by Letters Patent, is—

1. In a union undergarment having the front closed from the neck-opening approximately to the crotch and having the back-opening extending transversely approximately from hip portion to hip portion and from thence downward to the crotch portion and two independent strips, one edge being substantially straight with a right-angle notch in the same and the opposite edge being on a bias or curve, and the straight and angled edges being sewed or stitched to the vertical crotch-line of the garment, secured at the rear and overlapping each other and stitched to the front of the garment and overlapping each other, substantially as shown.

2. A union undergarment having a closed front and the back-opening extending transversely about along the waist-line from hip to hip and downwardly to the crotch portion, two elongated flaps extending rearwardly from the hip portion, each flap having an approximately straight portion along the waist-line of the garment and vertical edges from the rear free edges of the flaps down to the crotch portion, a pair of extra flaps one edge being substantially straight with an

angle-notch in same secured to the vertical crotch portions of the garment and the opposite edge cut on a bias, both pieces being secured at the rear and front of the garment, substantially as set forth for the purposes stated.

3. A union undergarment having the crotch open from front to rear, and the two strips secured to the edges of the garment at the crotch from front to rear and forming overlapping flaps with free longitudinal edges 3, each strip having its secured longitudinal edge 5 formed with the angle-cut therein as described, the strip being folded and sewed from end to end along said edge 5 and angle-cut to form the fullness in the flap, substantially as described.

4. A union undergarment having the crotch open from front to rear, and the two strips forming overlapping flaps closing said crotch-opening, and each having its secured edge formed near the front end with an angle-cut, said edge and angle-cut being sewed from front to rear to an edge of the garment at the crotch-opening to form a fullness, the angle-cuts forming reduced extensions overlapping at the front, substantially as described.

In testimony whereof I affix my signature in presence of two witnesses.

JOHN PENNINGTON.

Witnesses:

B. D. TUTHILL,  
F. A. MANN.