


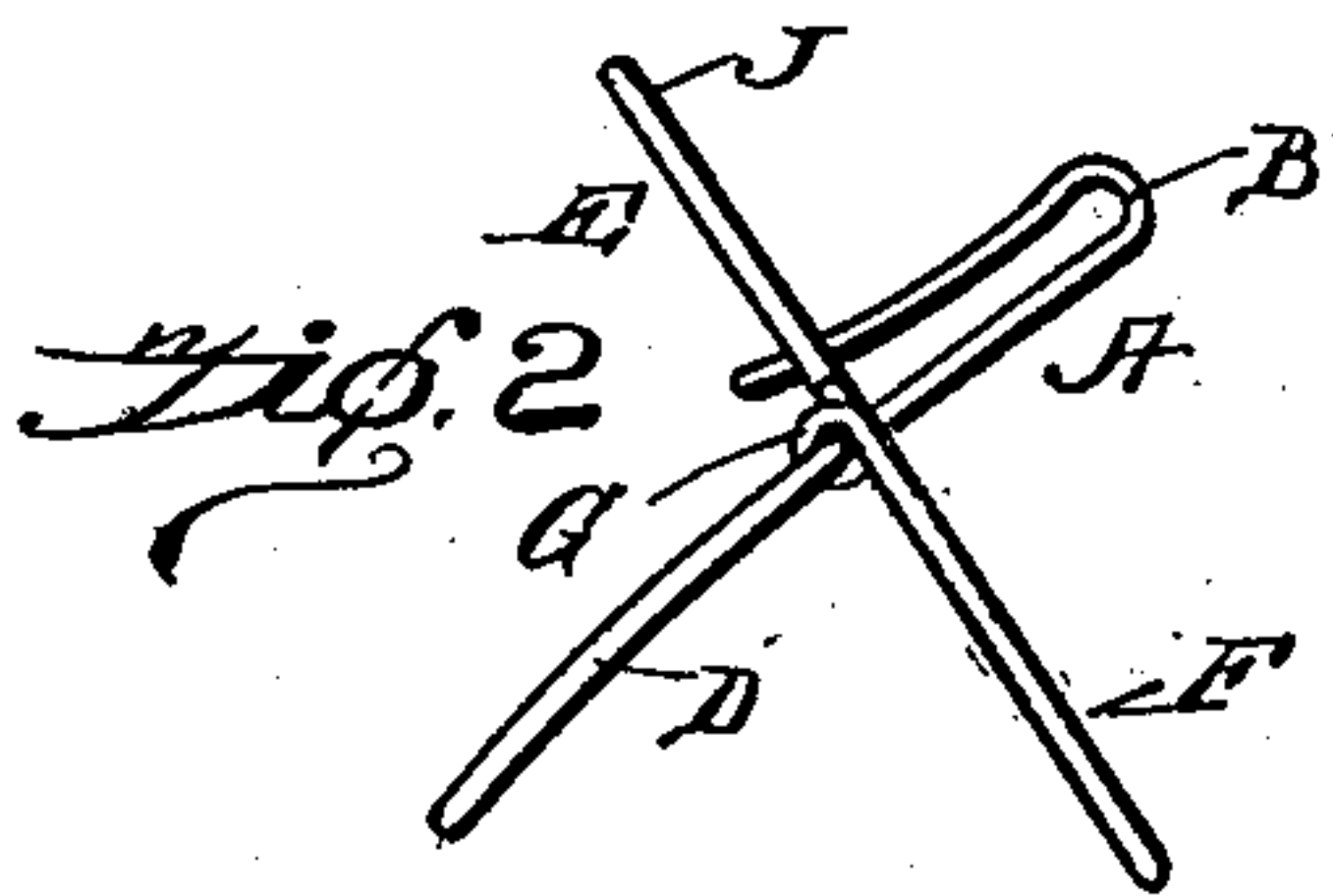
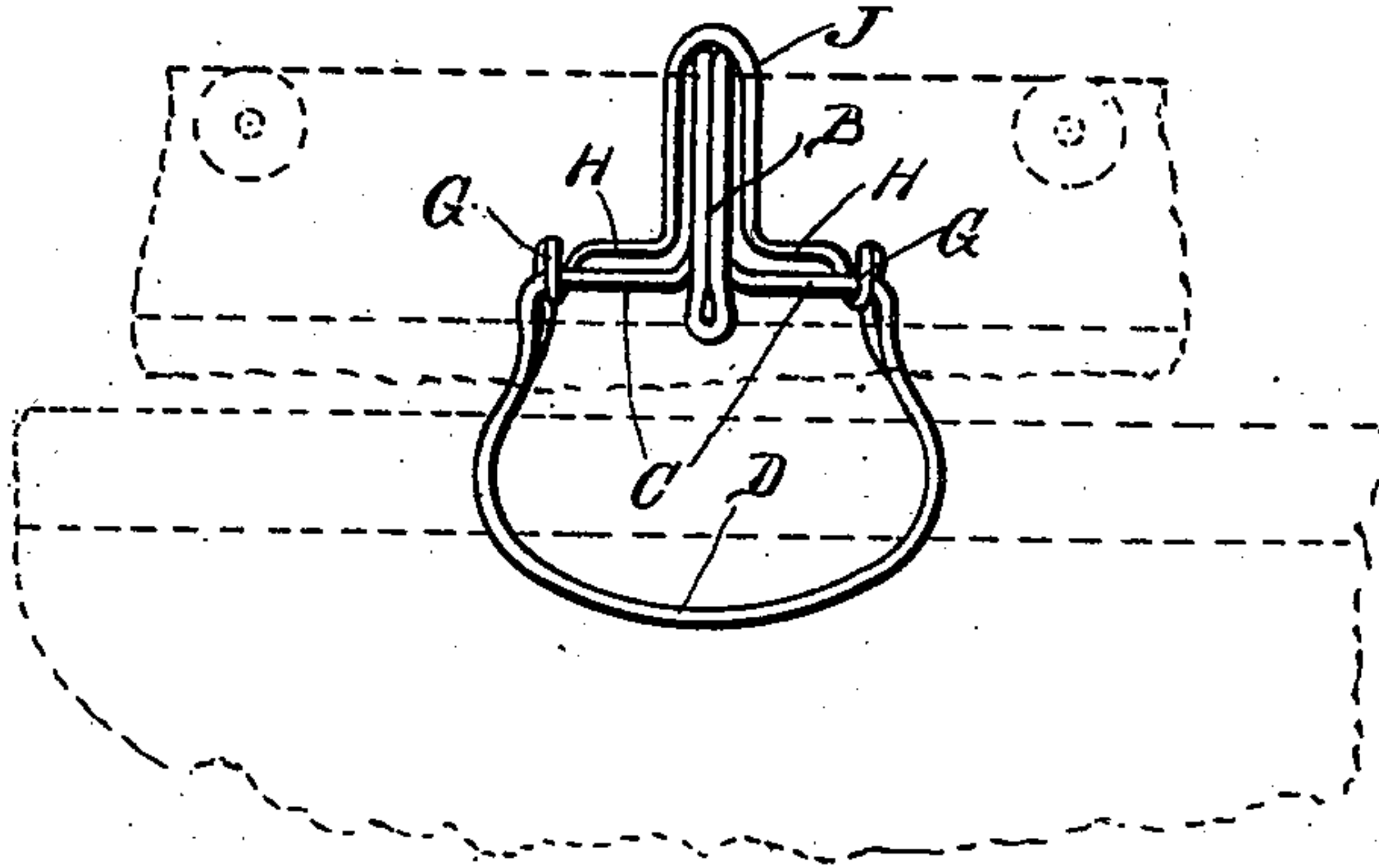
No. 723,390.

PATENTED MAR. 24, 1903.

H. A. HOOPES.  
GARMENT SUPPORTER.  
APPLICATION FILED NOV. 14, 1902.

NO MODEL.

*Fig. 1.*



Witnesses

*Bernard M. Offutt.*  
*W. G. Crowley.*

Inventor

*Harlan H. Hoopes.*  
by *David T. Moore,*  
Attorneys.

# UNITED STATES PATENT OFFICE.

HARLAN A. HOOPES, OF HARRISBURG, PENNSYLVANIA.

## GARMENT-SUPPORTER.

SPECIFICATION forming part of Letters Patent No. 723,390, dated March 24, 1903.

Application filed November 14, 1902. Serial No. 131,412. (No model.)

*To all whom it may concern:*

Be it known that I, HARLAN A. HOOPES, a citizen of the United States, residing at Harrisburg, in the county of Dauphin and State of Pennsylvania, have invented certain new and useful Improvements in Garment-Supporters, of which the following is a specification.

This invention relates to improvements in garment-supporters; and the main object of my invention is the provision of a supporter for drawers which has means to attach the device to the waistband of the drawers and be supported through an attachment to the waistband of the trousers.

To attain the desired objects my invention consists of a garment-supporter embodying novel features of construction, substantially as disclosed herein.

In the accompanying drawings, Figure 1 represents a plan view of my garment-supporter, with portions of the garments supported thereby shown in dotted lines. Fig. 2 is a side elevation of the supporter open. Fig. 3 is a similar view of same closed.

Referring to the drawings, A designates one member of the supporter, which is bent to form the centrally upwardly extending hook B, the two substantially right-angled arms C terminating in the substantially U-shaped bail D. The other member E consists of the substantially U-shaped bail F, which is substantially the same size as the bail D of the member A, this member being provided with the two eyes G, which are adapted to surround the arms C of the member A and to form a pivotal joint for the two members. This member is further provided with the short extensions H, which terminate near the center of the member in the upwardly-extending loop J, which is adapted when the garments are engaged by the supporter to

snugly fit over the hook of the member A, and thus force the two bails into close contact with each other. This loop is made in such shape at the top to snugly receive the upper end of the hook of the member A only by forcing the hook through the loop, thus forming a lock for the supporter.

As shown in the drawings, the hook of the member A is adapted to slide down and engage the waistband of the trousers, while the two bails clamp between them the waistband of the drawers.

From the foregoing description, taken in connection with the drawings, it is evident that I provide a garment-supporter of very simple, durable, and inexpensive construction and one which is thoroughly efficient and practical in use.

What I claim as new, and desire to secure by Letters Patent, is—

The herein-described garment-supporter, comprising two members, each made of a single piece of wire, one of said members being bent to form a hook B, outwardly-extending arms C, an enlarged bail D; and the other member being bent to form an upwardly-extending loop J, outwardly-extending arms H terminating in the eyes G, and the enlarged bail F, said arms C of the first-mentioned member being pivotally mounted within the eyes G of the last-mentioned member; whereby when the hook B is sprung into the space of the loop J, the two bails D and F are brought closely in contact with each other, and the members locked in this position.

In testimony whereof I affix my signature in presence of two witnesses.

HARLAN A. HOOPES.

Witnesses:

T. BLAIR SHOEMAKER,  
DAVID P. MOORE.