

No. 723,012.

PATENTED MAR. 17, 1903.

A. NEDERLAND.

CIGAR BOX.

APPLICATION FILED OCT. 10, 1902.

NO MODEL.

FIG. 1.

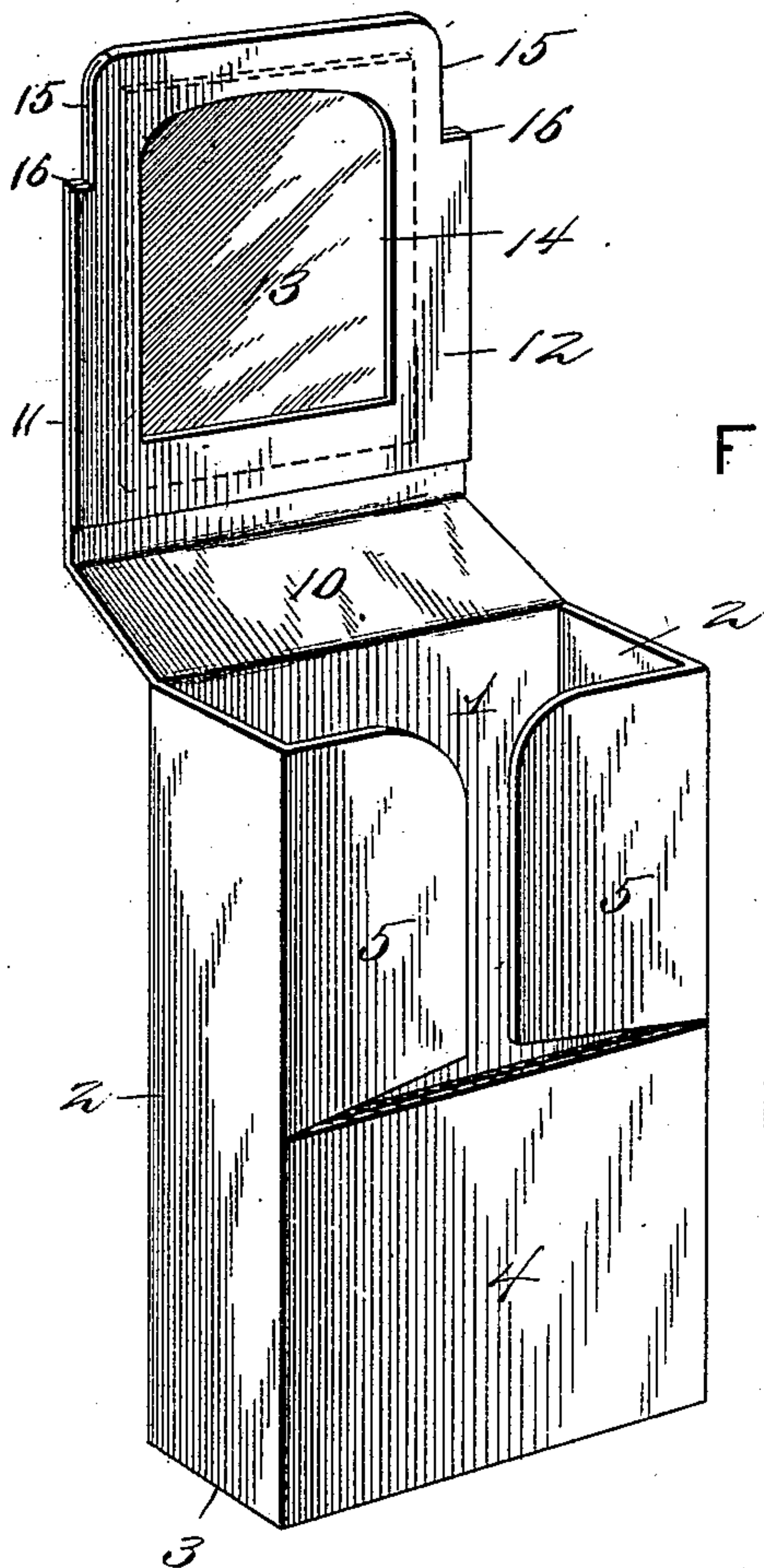


FIG. 3.

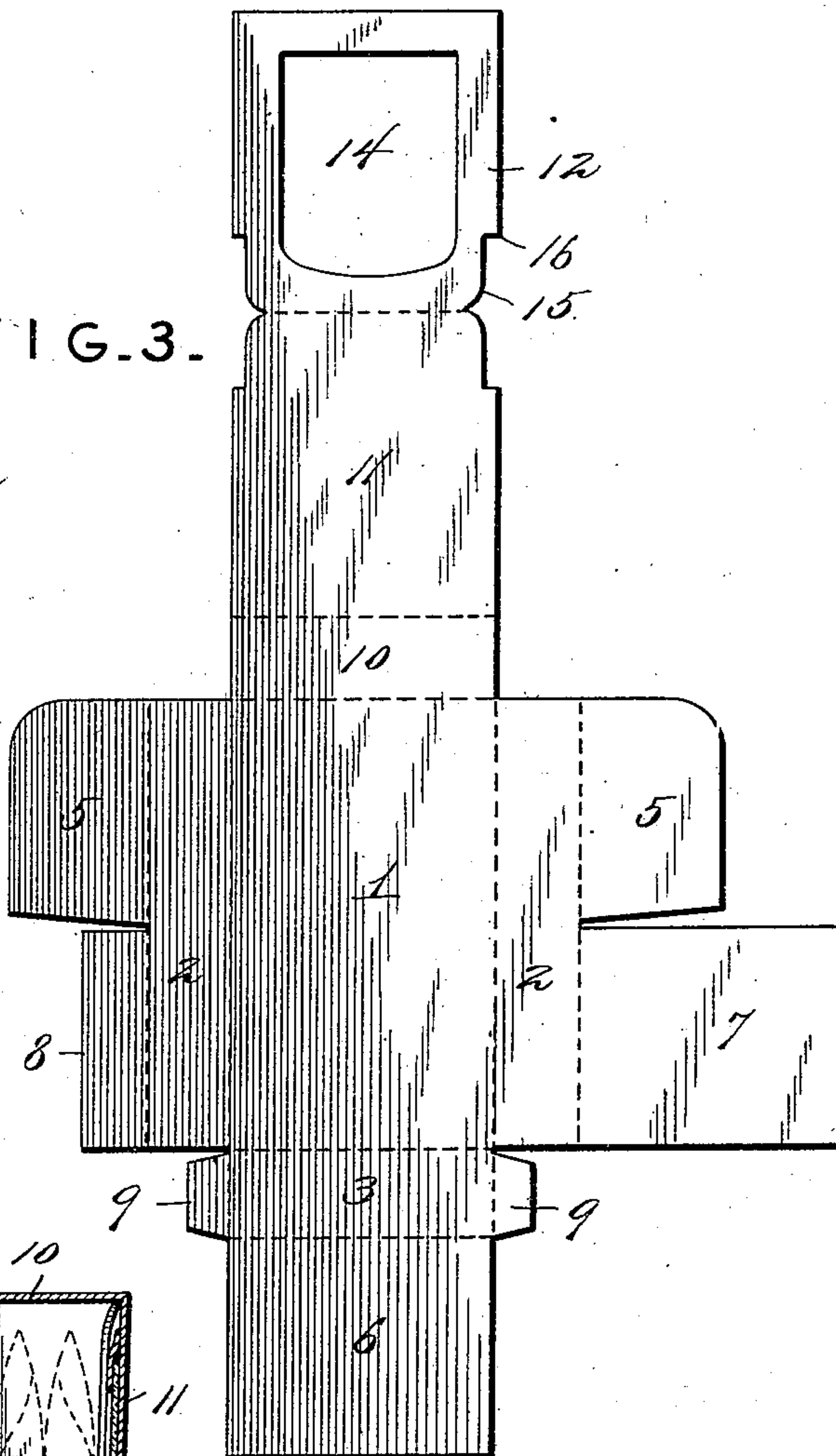
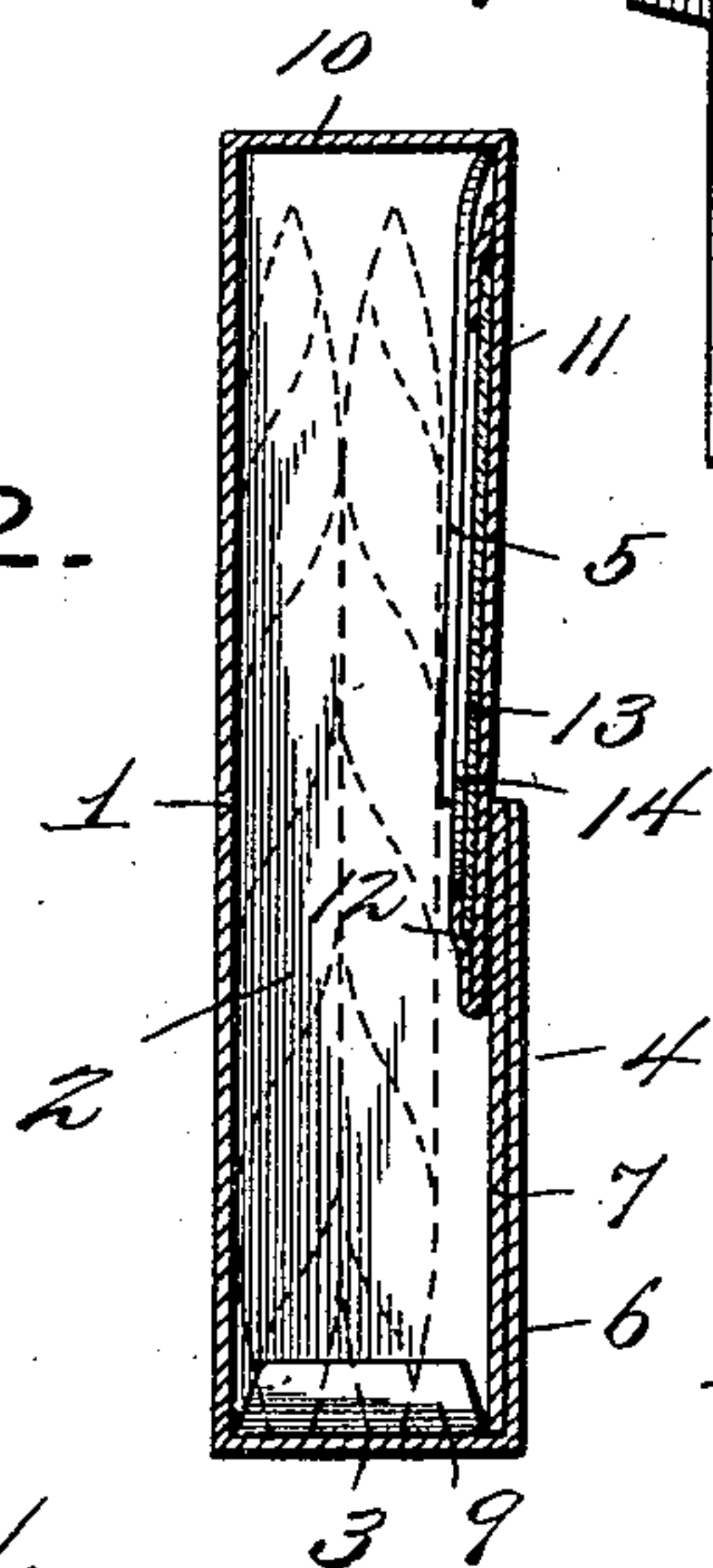


FIG. 2.



Witnesses

Harry L. Amer.
Chas. S. Hoyer.

Inventor

August Nederland.

By Victor J. Evans

Attorney

UNITED STATES PATENT OFFICE.

AUGUST NEDERLAND, OF BROOKLYN, NEW YORK.

CIGAR-BOX.

SPECIFICATION forming part of Letters Patent No. 723,012, dated March 17, 1903.

Application filed October 10, 1902. Serial No. 126,768. (No model.)

To all whom it may concern:

Be it known that I, AUGUST NEDERLAND, a citizen of the United States, residing at Brooklyn, in the county of Kings and State of New York, have invented new and useful Improvements in Cigar-Boxes, of which the following is a specification.

This invention relates to a paper box for holding cigars, cigarettes, and the like; and the object of the same is to provide a simple and effective device of this class constructed from a single blank and having means when completely folded and secured whereby a cigar, cigarette, or other device contained therein may be readily removed and also formed with a closing-flap carrying a reflecting-glass for a purpose which will be presently set forth.

The invention consists in the construction and arrangement of the several parts which will be more fully hereinafter described and claimed.

In the drawings, Figure 1 is a perspective view of a box embodying the features of the invention and shown open. Fig. 2 is a transverse vertical section through the box, shown closed. Fig. 3 is a plan view of the blank from which the box is formed.

Similar numerals of reference are employed to indicate corresponding parts in the several views.

The back 1 of the body of the box constitutes the center of the blank, as shown by Fig. 3, the said body having opposite sides 2 and a bottom 3, which are completely closed, and an upwardly-extending half-front 4, above which infolding flaps 5 are disposed, which conjointly are less in width than the width of the body to leave a space between their inner opposing edges for convenience in inserting the fingers to open the same when it is desired to withdraw a cigar or cigarette from the box. The half-front 4 is formed by upwardly bending an extension member 6 from the bottom 3, as shown by the blank in Fig. 3, and by an overlapping laterally-projecting member 7, carried by a portion of one of the ends 2 below the tongue 5 thereon, the opposite end 2 having an infolding securing-tongue 8 to interlock with and fasten to members 6 and 7 to reinforce the half-front

4 to prevent it from breaking down. It will be seen that the members 6 and 7 provide a double thickness and strengthen the half-front 4, as well as give rigidity to the entire box structure. The bottom 3 also has terminal securing-tongues 9, which are fastened against the inner surfaces of the lower portions of the ends 2, and projecting from the top edge of the back 1 is a top covering-flap 10, continuing into holding members 11 and 12, which are doubled at an intermediate point, as indicated by Fig. 3, to provide an inclosure for a reflecting-glass 13, the member 12 having an opening 14 therein to exteriorly expose the glass 13. When the box is completely closed, the top flap 10 is drawn over the upper end of the body, and the doubled members 11 and 12, inclosing the glass 13 and forming a closing-flap, are brought downwardly over the tongues 5 and inserted against the inner upper portion of the half-front 4, as clearly shown by Fig. 2. Adjacent to its free end the closing-flap, comprising the doubled members 11 and 12, is cut away, as at 15, to form stop-shoulders 16, adapted to bear on the upper edge of the half-front 4 to prevent insertion of the said closing-flap into the front of the box beyond a predetermined distance.

It will be seen that suitable fold-lines will be formed in the blank (shown by Fig. 3) and that all the parts of the box are made up from a single blank. The reflecting or looking glass 13 is inserted in or between the members 11 and 12, and the latter are secured at their edges by suitable adhesive material. The purpose of the reflecting or looking glass 13 is to show the face of the user of the box when the closing-flap is opened, as illustrated by Fig. 1, and it may also be conveniently employed for informing the user, by reflection, when he has fully lighted a cigar or cigarette. It is also intended to apply suitable advertising matter to the different parts of the improved box.

Changes in the proportions, dimensions, and minor details may be resorted to without departing from the spirit of the invention.

Having thus fully described the invention, what is claimed as new is—

1. A paper box comprising a body having a half-front with infolding tongues thereabove,

a top covering, a doubled closing-flap continuing from the top and comprising inner and outer members, the inner member having an opening therein, and a reflecting-glass mounted between the members of the closing-tongue.

5 2. A box for the purpose set forth, comprising a body having a half-front and infolding tongues thereabove, a top continuing from the back of the box, and a closing-flap continuing

from the top and having a reflecting-glass so mounted therein.

In testimony whereof I affix my signature in presence of witnesses.

AUGUST NEDERLAND.

Witnesses:

SAMUEL WEINBERG,
MAX SCHERWINSK,
MAX ESTRIN.