

No. 721,758.

PATENTED MAR. 3, 1903.

D. C. UFFELMAN.  
CIGAR DISPLAY BOX.

APPLICATION FILED JUNE 9, 1902.

NO MODEL.

Fig. 1.

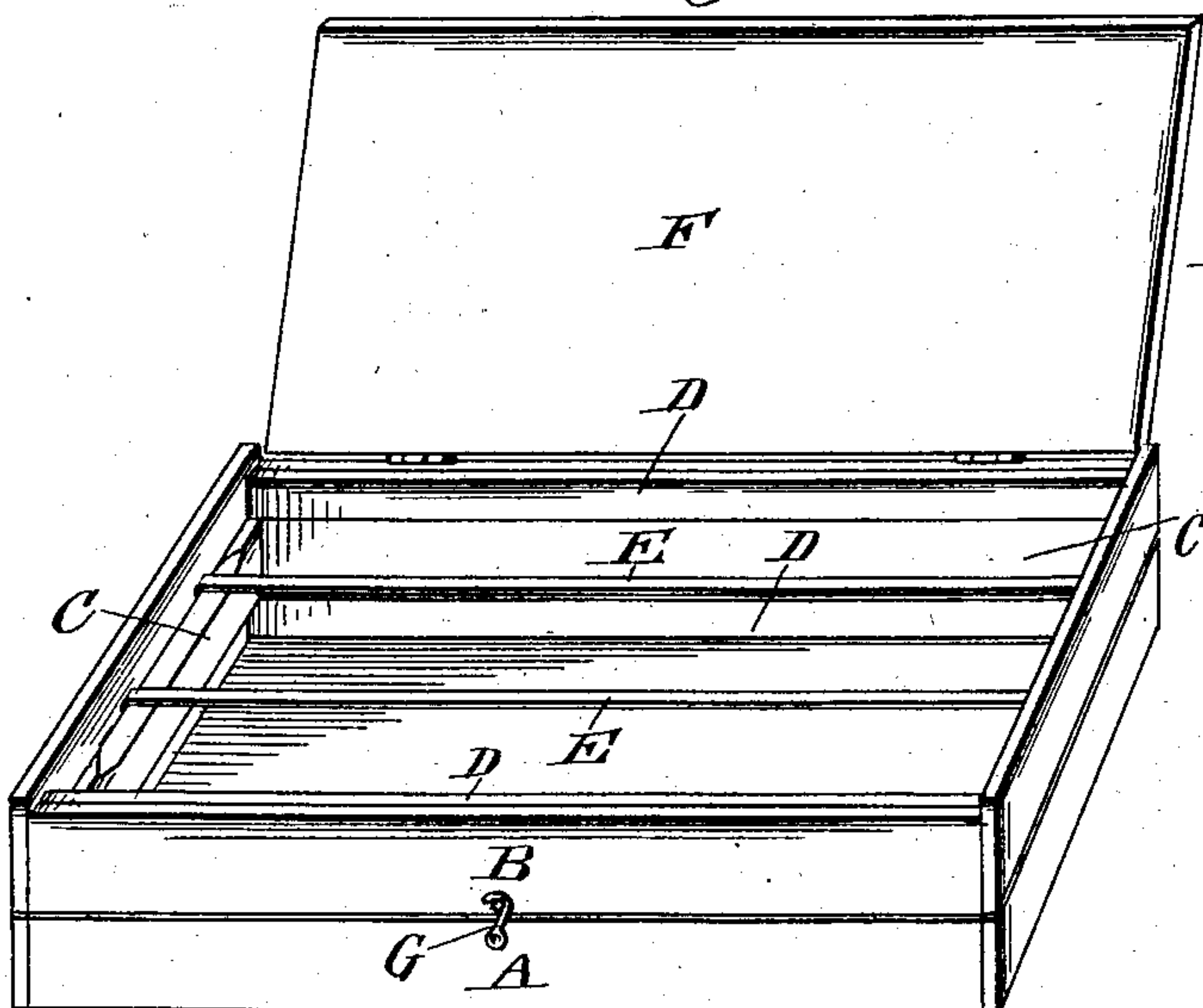


Fig. 5.c

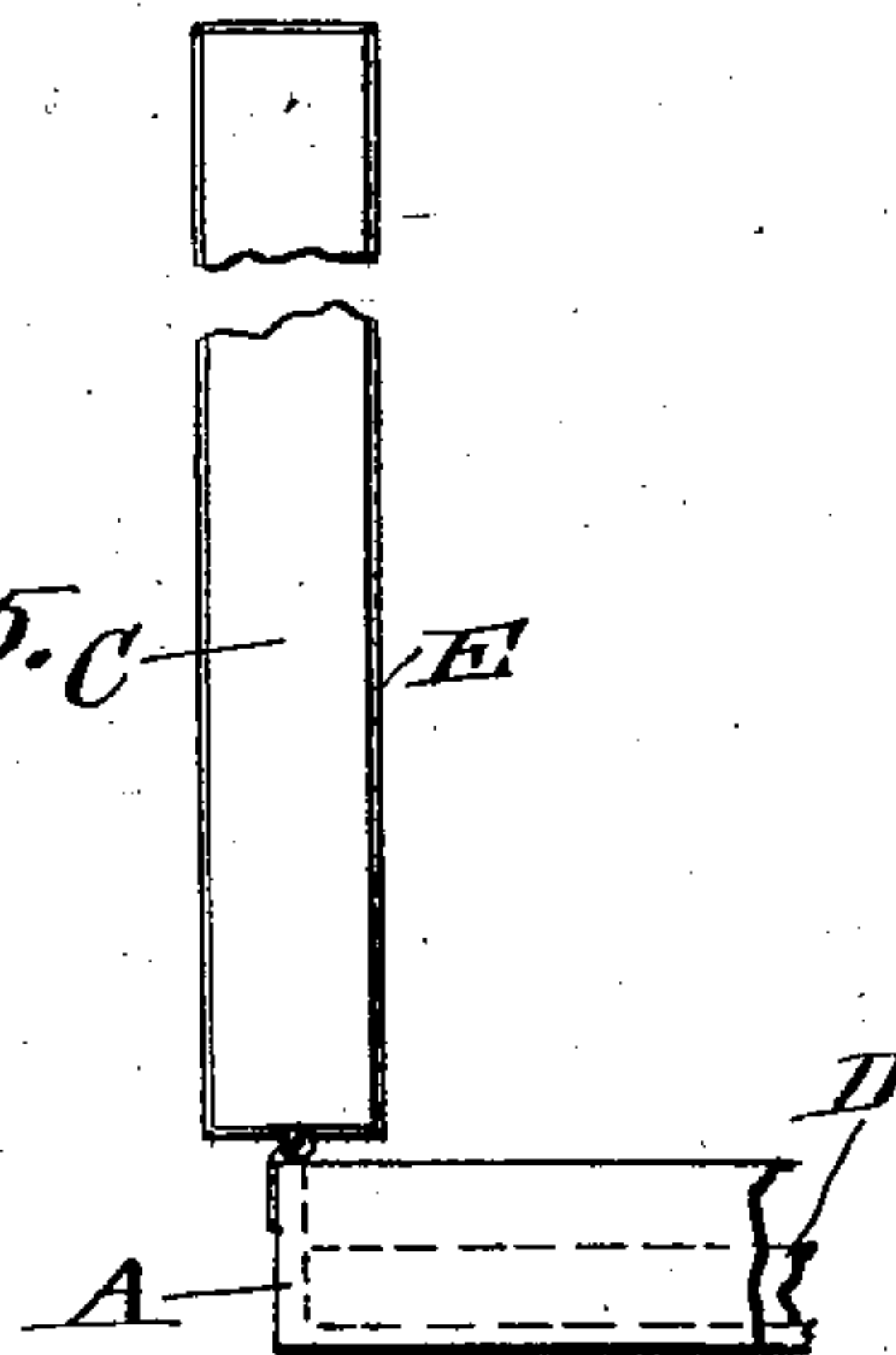


Fig. 4.

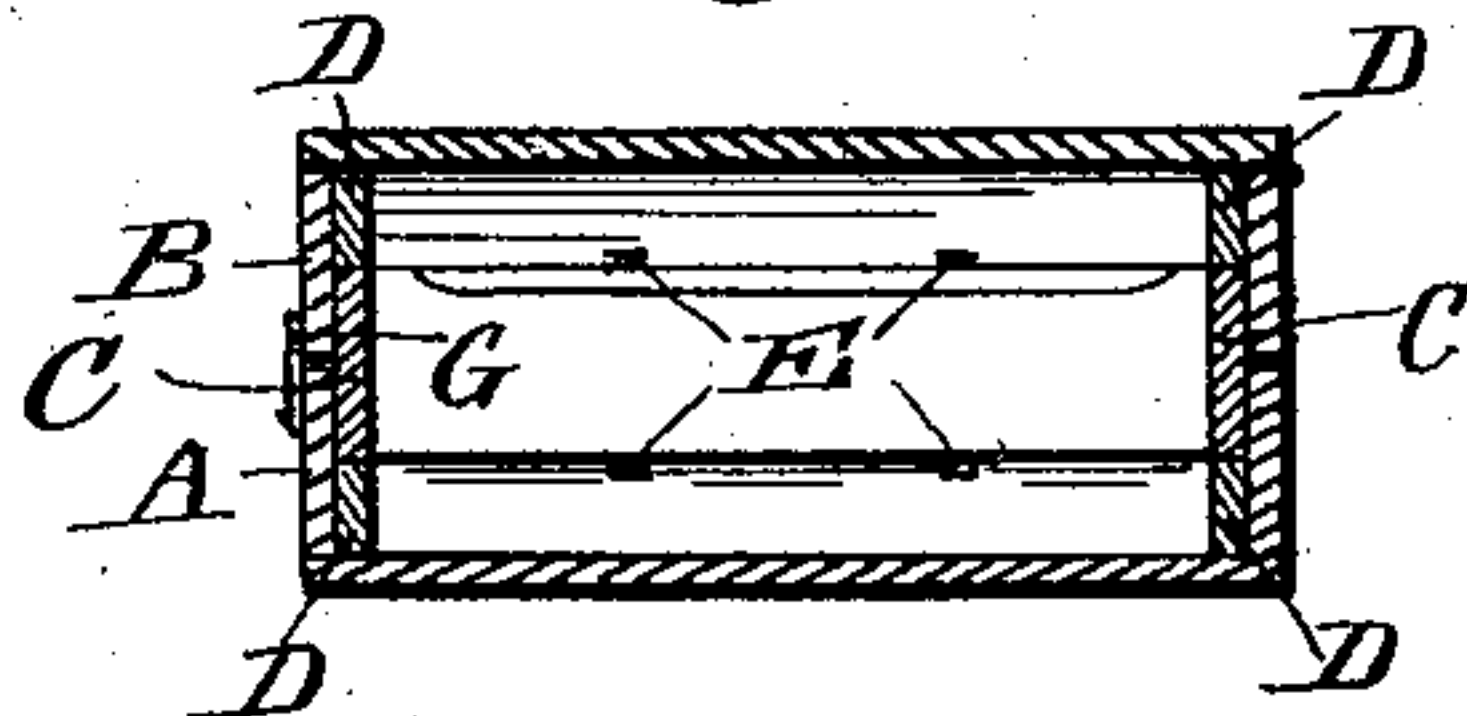


Fig. 2.

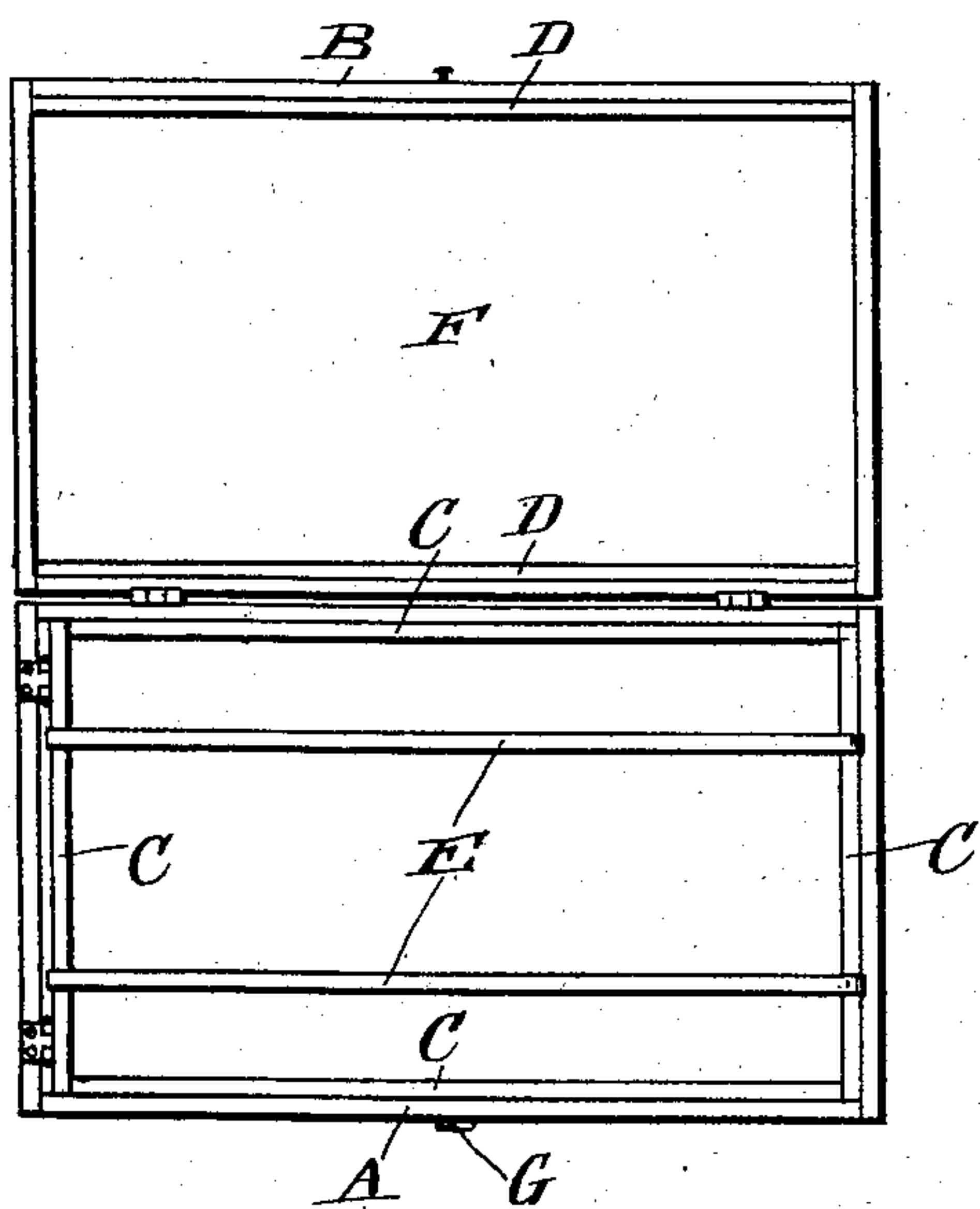
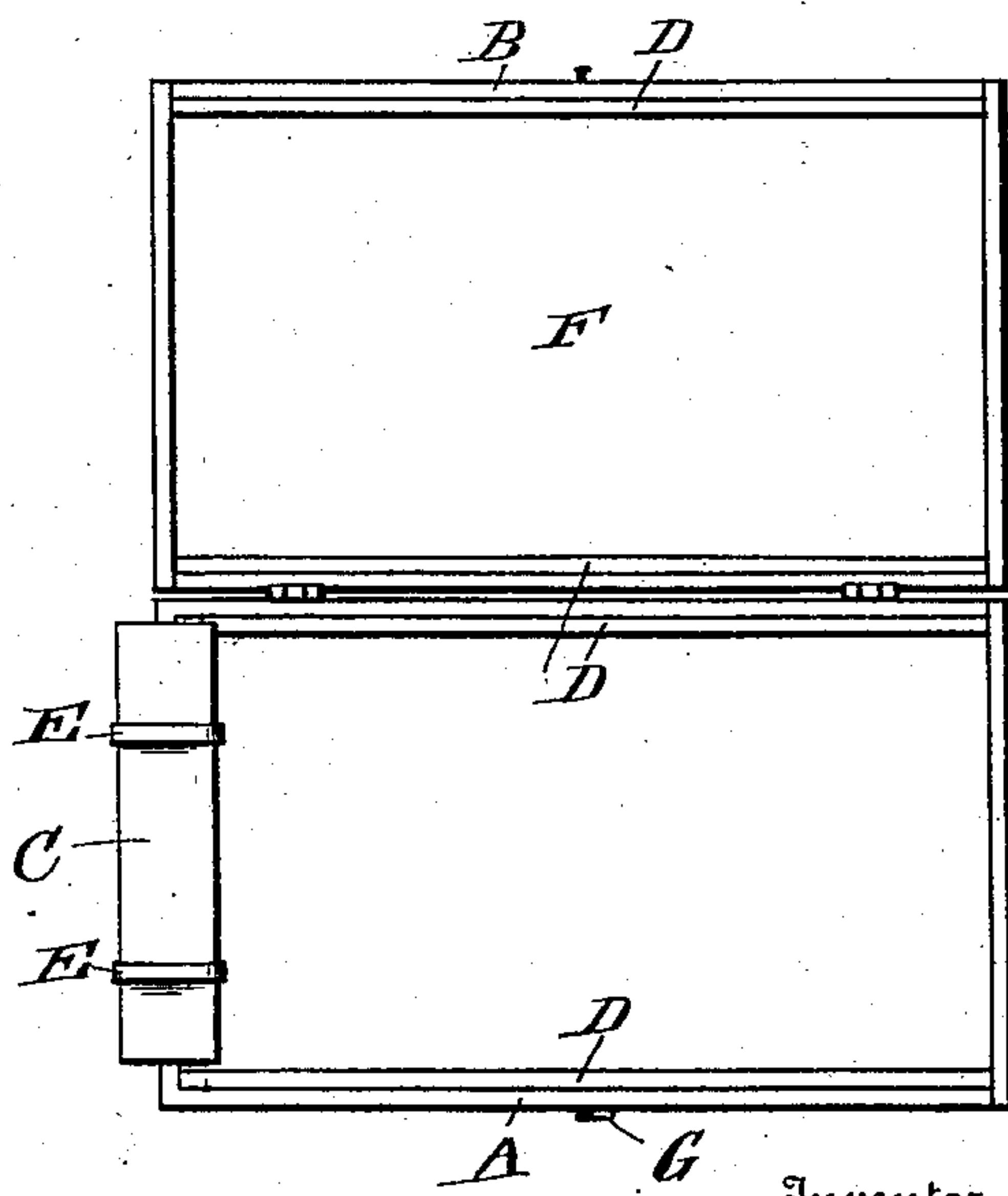


Fig. 3.



Inventor

Witnesses

Joseph Blackwood  
V. Randolph, Jr.

Daniel C. Uffelman  
by N. A. Gouwick  
Attorney

# UNITED STATES PATENT OFFICE.

DANIEL C. UFFELMAN, OF YORK TOWNSHIP, PENNSYLVANIA.

## CIGAR-DISPLAY BOX.

SPECIFICATION forming part of Letters Patent No. 721,758, dated March 3, 1903.

Application filed June 9, 1902. Serial No. 110,892. (No model.)

*To all whom it may concern:*

Be it known that I, DANIEL C. UFFELMAN, a citizen of the United States, residing in York township, in the county of York and State of Pennsylvania, have invented certain new and useful Improvements in Cigar-Display Boxes, of which the following is a specification.

My invention relates to boxes for cigars, and has for its object to provide a box in which all the cigars may be inspected without removing them from the box. In handling cigars the purchaser to be sure that the run of the cigars in the box is equal in quality to the top layer either takes out the upper layers by hand and replaces them or tips the box back, so as to throw the cigars on the lid. By either operation cigars are liable to become broken or damaged. By means of my box the cigars retain their relative position in the box, but are all exposed to the view of the purchaser.

Additional advantages of my invention will more fully appear hereinafter and by reference to the accompanying drawings, in which—

Figure 1 is a view of the box with the lid raised; Fig. 2, a view showing the upper section thrown back and the box in a position to show the two upper layers of cigars; Fig. 3, a view showing the upper section thrown back and the frame swung up to expose the entire contents of the box; Fig. 4, a section of the box closed, and Fig. 5 a fragmental view of the lower section and the pivoted frame.

In the drawings similar reference characters indicate corresponding parts throughout the several views.

My box is composed of the two sections A and B, forming the outside shell or casing and hinged together on one of their long sides, and the frame C, hinged to the top edge of one end of section A.

D represents strips secured along the long sides of the lower half of section A and the top half of section B and inclose between them the sides of the frame C. It will be readily understood from this that the lowest layers of cigars is contained between the strips D in the section A, the two middle layers in the frame C, E being ribbons or other suitable retaining-straps tied or other-

wise secured around frame C and the top layer between the strips D in the section B.

F represents a lid or cover hinged to one of the long sides of section B and secured to the opposite edge by any suitable clasp or nail.

G represents a clasp for securing the two sections A and B together.

It will be understood that to display the top layer of cigars it is only necessary to throw back the lid F, as shown in Fig. 1. To show the top two layers, the lid F is closed and the box laid thereon. The section A is then swung over, carrying with it the frame C. This is clearly shown in Fig. 2. When the box is in the position shown in Fig. 2, the frame C may be swung up, as shown in Fig. 3, and all four layers of cigars will be exposed.

Having thus described my invention, what I claim is—

1. In a cigar-display box, a casing made in two sections hinged together, and a frame hinged to one section on one of its non-abutting edges, and adapted to swing to a vertical position and rest upon the edge of the box, substantially as shown and described.

2. In a cigar-display box, a casing made in two equal sections hinged together and vertically disposed, and a frame hinged to the lower section on one of its non-abutting edges, midway the top and bottom of said frame and adapted to swing to a vertical position and rest upon the edge of the box, substantially as shown and described.

3. In a cigar-display box, two equal sections hinged together on one of their long sides, a lid hinged to one of the sections, and a frame hinged on one of the short sides of the other section and adapted to swing to a vertical position and rest upon the edge of said short side, substantially as shown and described.

4. A cigar-display box comprising a casing made in two equal sections and hinged together on one of their long sides, a frame substantially the depth of one section hinged to one of the sections, and adapted to swing to a vertical position and rest upon the edge of the box and means to retain the cigars in said frame, substantially as shown and described.

5. A cigar-display box comprising a casing made in two equal sections and hinged to-



gether on one of their long sides, a frame substantially the depth of one section and hinged thereto on one of its short sides midway the top and bottom of said frame, and adapted  
5 to swing to a vertical position and rest upon the edge of the box and means to retain the cigars in said frame, substantially as shown and described.

6. A cigar-display box comprising a casing  
10 made in two equal sections and hinged together on one of their long sides, a frame substantially the depth of one section and hinged thereto on one of its short sides midway the top and bottom of said frame, and straps surrounding  
15 said frame to retain the cigars therein, substantially as shown and described.

7. A cigar-display box comprising a casing

made in two equal sections vertically disposed and hinged together on one of their long sides, strips one-half the depth of the sections secured on the inside of the long sides thereof  
20 farthest from the abutting edges, a frame hinged to one of the sections on its short side and resting between said strips when the box is closed, straps surrounding said frame to  
25 retain the cigars therein, and the top of the upper section hinged to form a lid, substantially as shown and described.

In testimony whereof I hereto affix my signature in the presence of two witnesses.

DANIEL C. UFFELMAN.

Witnesses:

W. H. SITLER,

B. R. PAXTON.