

No. 721,645.

PATENTED FEB. 24, 1903.

L. B. JONES.
HOSE SUPPORTER.

APPLICATION FILED MAR. 22, 1902.

NO MODEL.

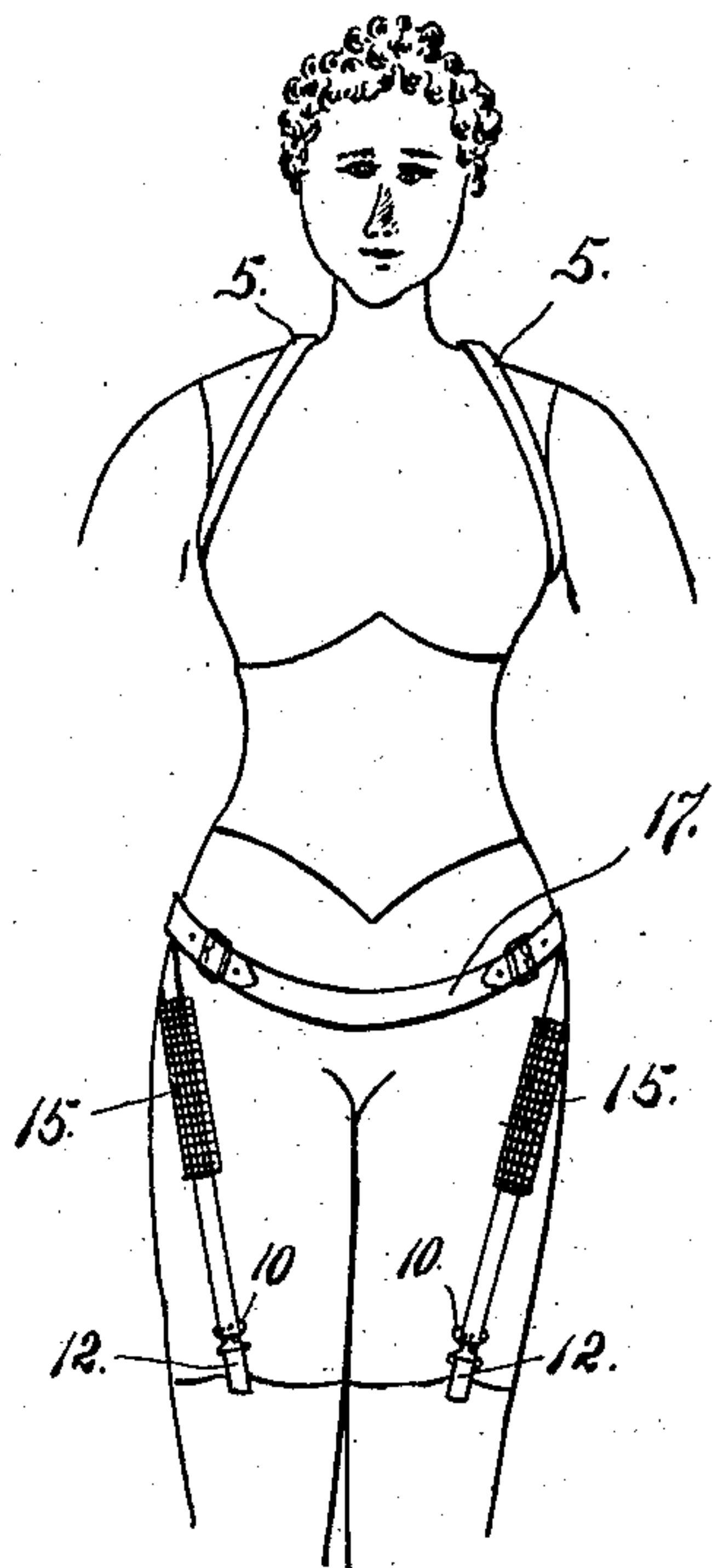


Fig. 1.

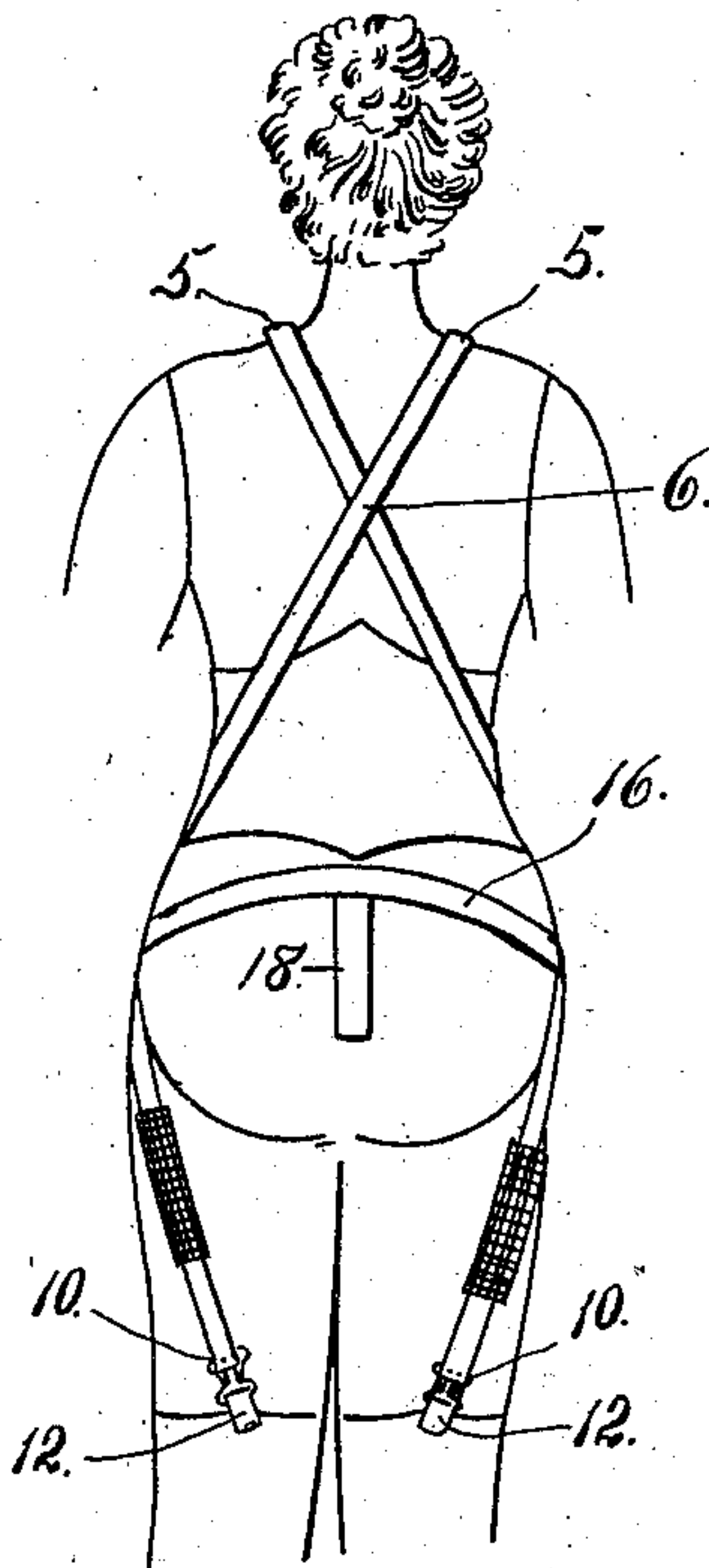


Fig. 2.

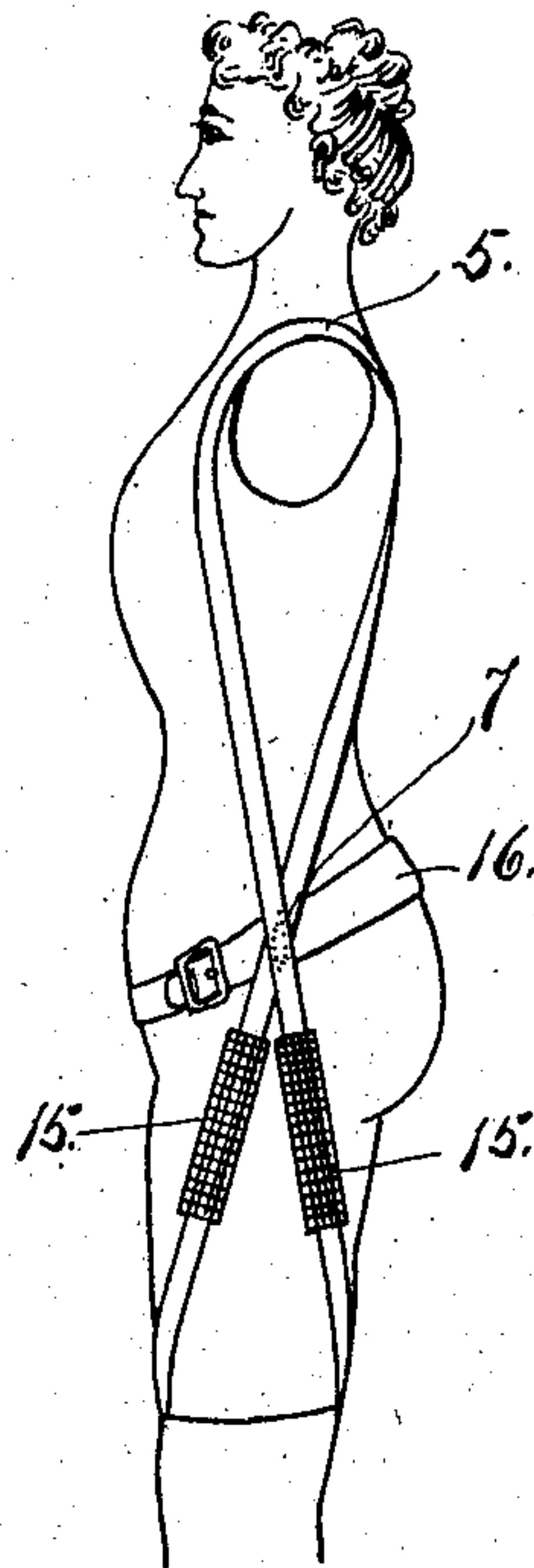


Fig. 3.



Fig. 4.

WITNESSES:
Otto C. Fiddick.
Dena Nelson.

Lillian B. Jones. INVENTOR.
[Signature] ATTORNEY.

UNITED STATES PATENT OFFICE.

LILIAN B. JONES, OF DENVER, COLORADO, ASSIGNOR OF ONE-HALF TO
LAURA TILDEN RAY, OF DENVER, COLORADO.

HOSE-SUPPORTER.

SPECIFICATION forming part of Letters Patent No. 721,645, dated February 24, 1903.

Application filed March 22, 1902. Serial No. 99,496. (No model.)

To all whom it may concern:

Be it known that I, LILIAN B. JONES, a citizen of the United States of America, residing at Denver, in the county of Arapahoe and State of Colorado, have invented certain new and useful Improvements in Hose-Supporters; and I do declare the following to be a full, clear, and exact description of the invention, such as will enable others skilled in the art to which it appertains to make and use the same, reference being had to the accompanying drawings, and to the figures of reference marked thereon, which form a part of this specification.

My invention relates to improvements in hose or stocking supporters more especially intended for ladies' use; and it consists of the features hereinafter described and claimed, all of which will be fully understood by reference to the accompanying drawings, in which is illustrated an embodiment thereof.

In the drawings, Figures 1, 2, and 3 are front, back, and side views showing my improvement in use. Fig. 4 is a detail view of a band or abdominal support that may be employed in connection with the hose-supporting features.

The same reference characters indicate the same parts in all the views.

Let the numeral 5 designate each of two straps which pass over the shoulders of the wearer and are crossed and fastened together at the back and sides, as shown at 6 and 7. The connections 7 are located at the hip-joints of the wearer. To the lower extremities of the straps are attached suitable garment-clasps or holding devices 12. Between each garment-clasp 12 and the cross or intersection 7 the straps 5 are provided with an elastic part 15. The extremities of a strap 16 are connected with the shoulder-straps at or near the intersections 7. This strap engages the rear part of the body of the wearer and prevents the parts 7 of the straps 5 from slipping forward of the hips of the wearer when the latter is in a bending or stooping posture. Hence the hose are held or supported

equally well at all times whether the wearer assumes an erect or stooping position.

Between the extremities of the strap 16 and extending in front of the wearer is a strap 17, whose only function is to support one extremity of a napkin, while the other extremity is connected with a short depending strap 18, connected with the central part of the back-strap 16. The strap 17 is held in place by buckles and is therefore readily detachable to permit the substitution of an abdominal supporter 9. (Shown in Fig. 6.)

Having thus described my invention, what I claim is—

1. The combination of two shoulder-straps crossed and fastened at the back, and again crossed and fastened at the hip-joints of the wearer, a back-strap connected with the shoulder-straps at the hip-joint intersections, and suitable fastening means attached to the lower extremities of the straps, substantially as described.

2. The combination of two shoulder-straps crossed and fastened at the back, and crossed and fastened at the hip-joints of the wearer on opposite sides, fastening devices attached to the strap extremities, and a back-strap attached to the shoulder-straps at their hip-joint intersections and extending rearwardly, the said straps being provided with elastic portions, substantially as described.

3. In a hose-supporter, the combination of two shoulder-straps, crossed and fastened at the back and again crossed and fastened at the hip-joints of the wearer, fastening means attached to the extremities below the hip-joint intersections, and front and rear straps extending from the hip-joint intersections of the shoulder-straps, substantially as described.

In testimony whereof I affix my signature in presence of two witnesses.

LILIAN B. JONES.

Witnesses:

DENA NELSON,
A. J. O'BRIEN.