

No. 721,572.

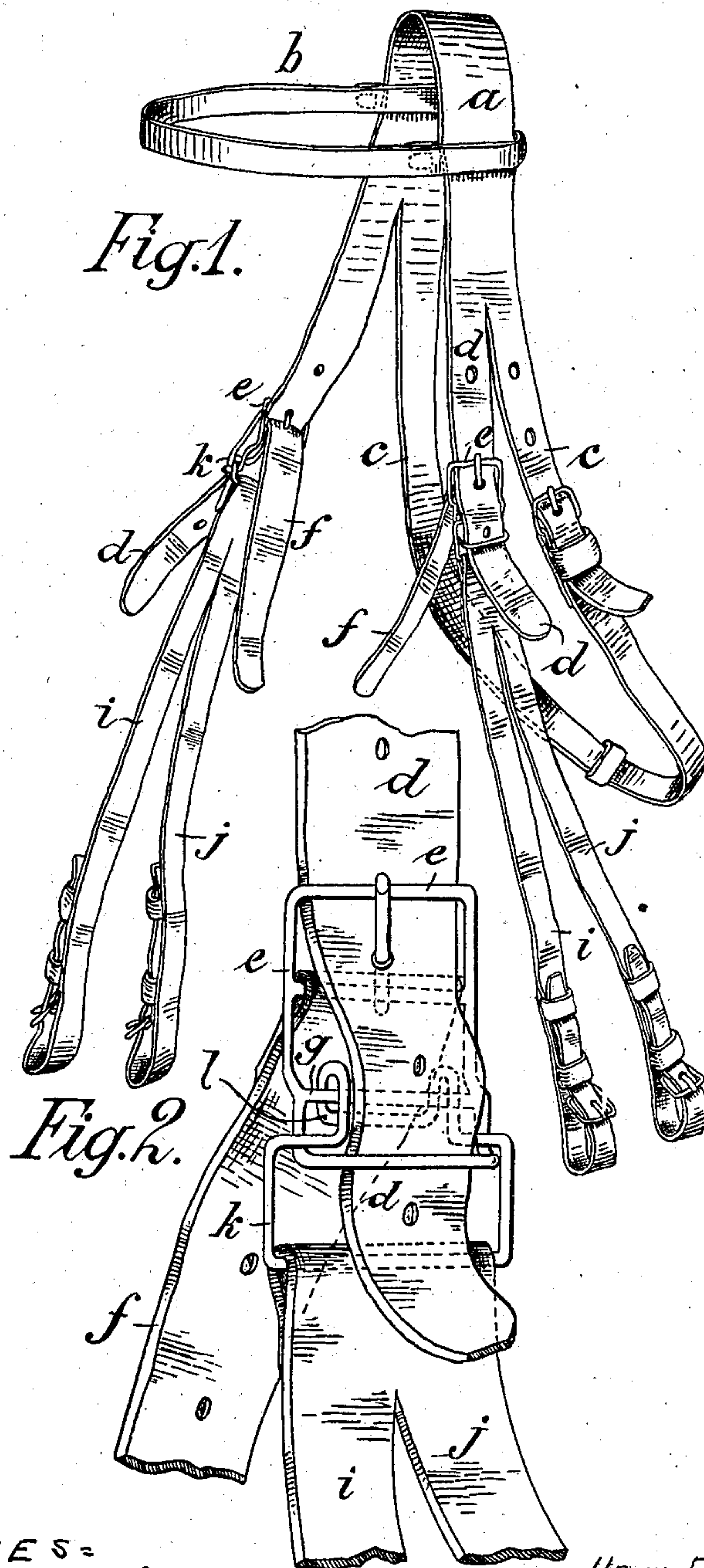
PATENTED FEB. 24, 1903.

H. E. VON KUBIN.
BRIDLE.

APPLICATION FILED NOV. 11, 1901.

NO MODEL.

2 SHEETS—SHEET 1.



WITNESSES:
G. W. Wright
J. C. Gomer

INVENTOR
HANS EDLER VON KUBIN
By
Howson and Howson
HIS ATTORNEYS.

No. 721,572.

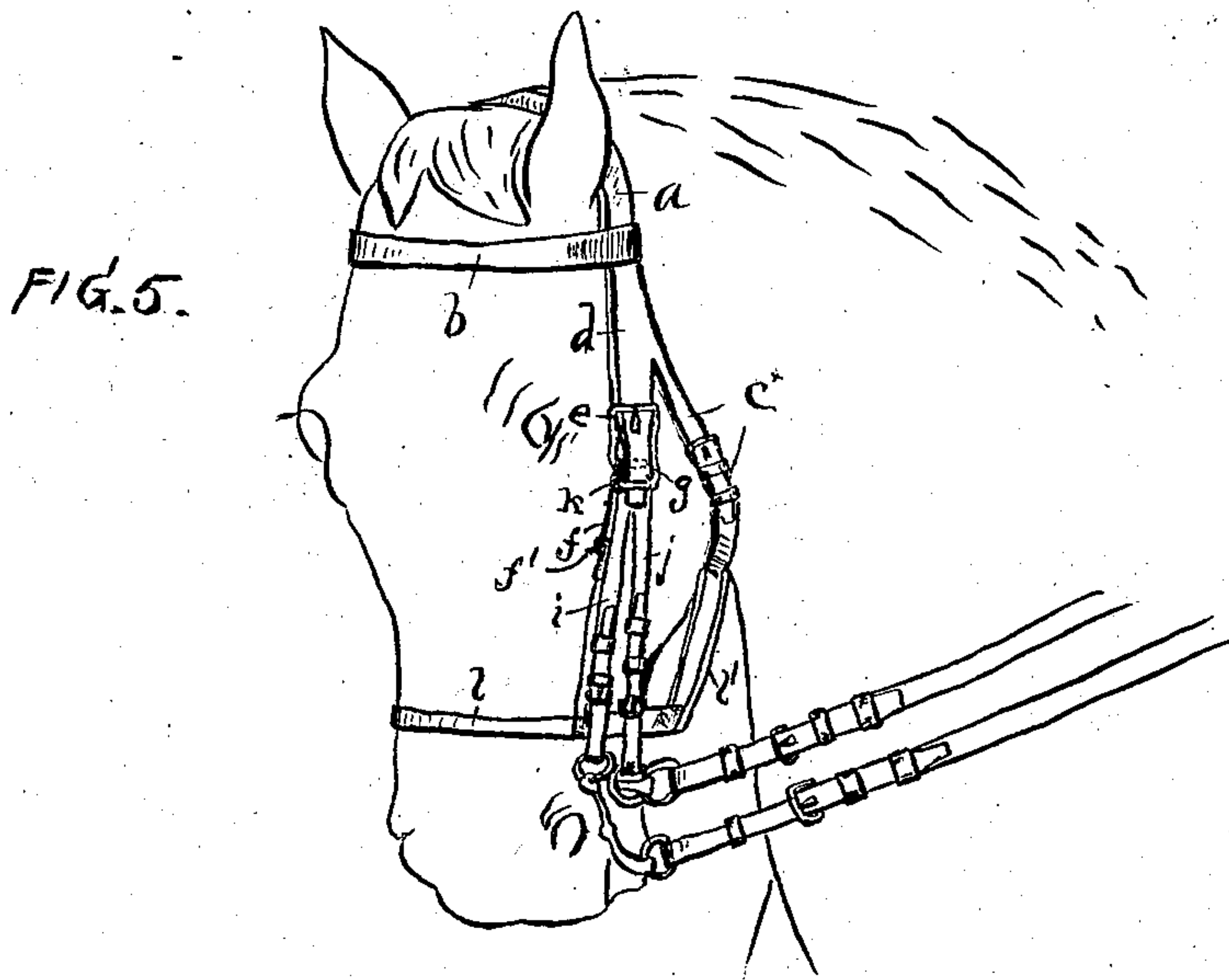
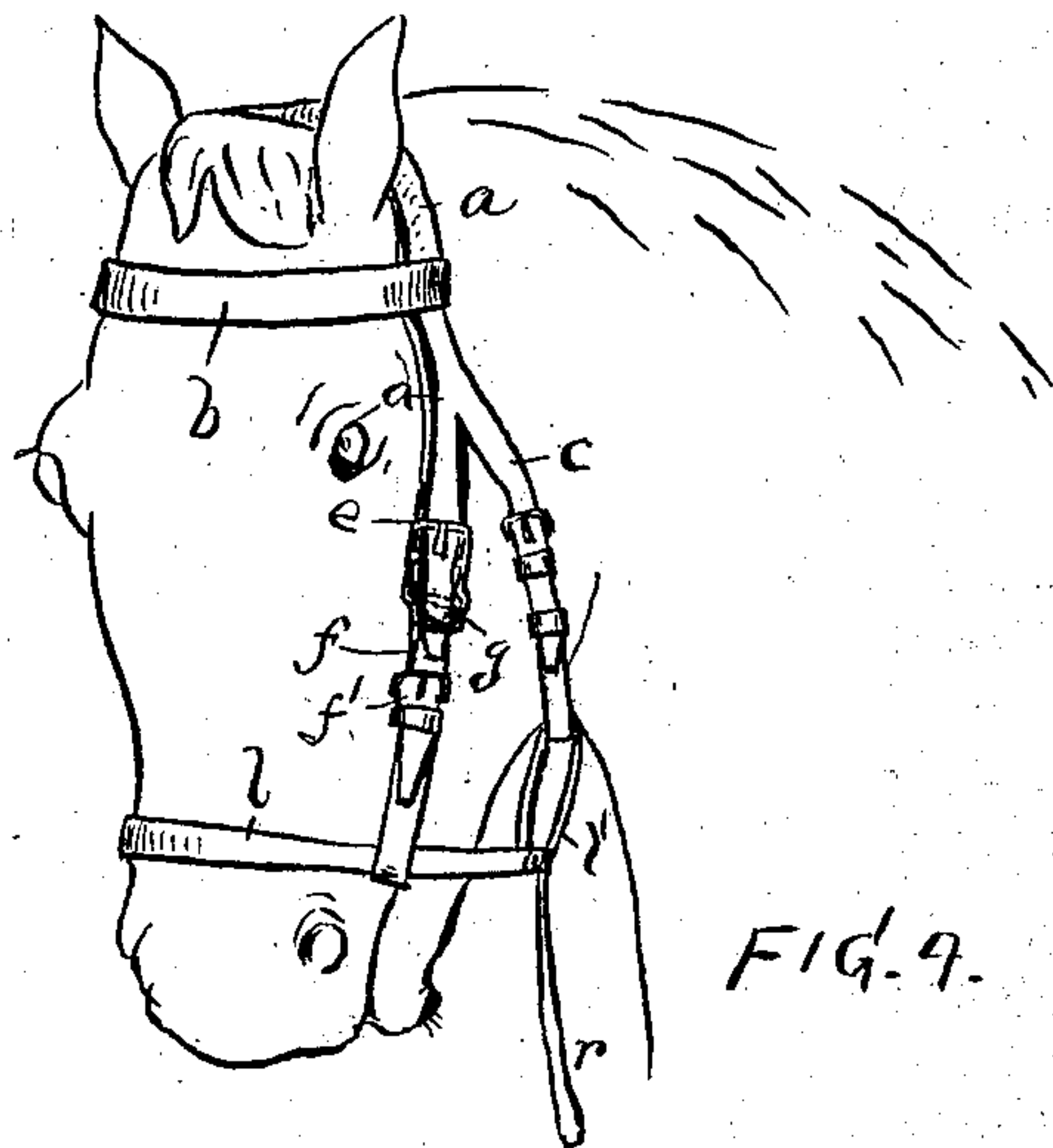
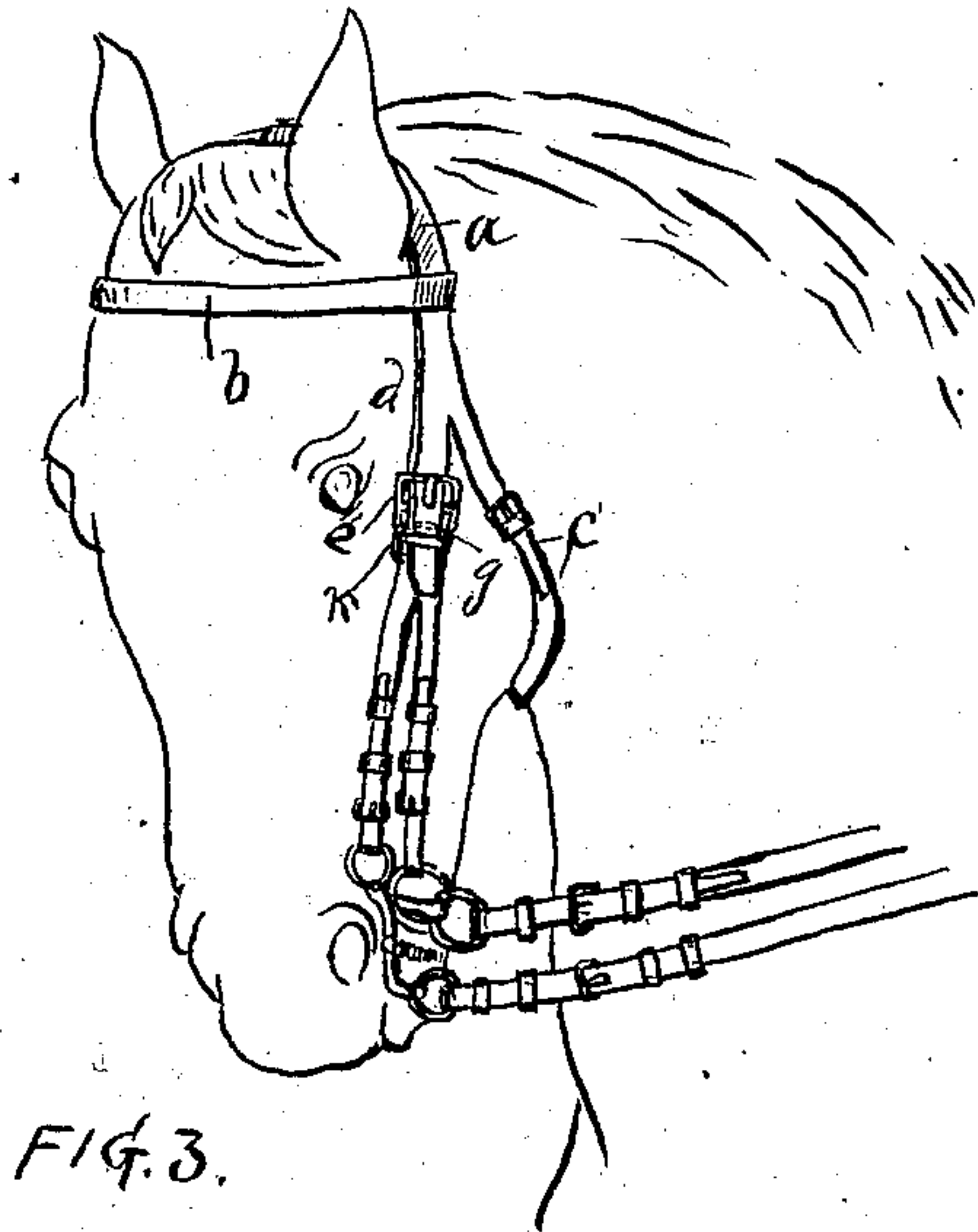
PATENTED FEB. 24, 1903.

H. E. VON KUBIN.
BRIDLE.

APPLICATION FILED NOV. 11, 1901.

NO MODEL.

2 SHEETS—SHEET 2.



WITNESSES:

G. W. Wright
Walter Abbott

INVENTOR

HANNS EDLER VON KUBIN

BY

Howman and Howman
HWS ATTORNEYS

UNITED STATES PATENT OFFICE.

HANNS EDLER VON KUBIN, OF VIENNA, AUSTRIA-HUNGARY.

BRIDLE.

SPECIFICATION forming part of Letters Patent No. 721,572, dated February 24, 1903.

Application filed November 11, 1901. Serial No. 81,911. (No model.)

To all whom it may concern:

Be it known that I, HANNS EDLER VON KUBIN, lieutenant in the Imperial and Royal Uhlan Regiment, No. 6, a subject of the Emperor of Austria-Hungary, and a resident of Vienna, in the Empire of Austria-Hungary, have invented certain new and useful Improvements Relating to Bridles; and I do hereby declare the following to be a full, clear, and exact description of the invention, such as it appertains to make and use the same.

This invention relates to bridles, and has for its object to provide improved means whereby the halter and the cheek-straps carrying the curb-bit and snaffle of a bridle, or both, may be easily and expeditiously attached to the crown-piece, and thus obviate the necessity of having to provide and carry independent crown-pieces for the halter and the bridle, while, further, the bridling and unbridling of horses for resting and for feeding and drinking can be effected in a very quick and simple manner.

In order that my invention may be readily understood and carried into effect, I will describe the same fully with reference to the accompanying drawings, in which—

Figure 1 shows a perspective view of a bridle embodying this invention. Fig. 2 is an enlarged detail view of my improved arrangement for securing the cheek-straps to the crown-piece. Fig. 3 is a perspective view of a bridle connected to the bit, snaffle, and reins. Fig. 4 is a similar view showing the bridle as attached to the halter and halter-rope. Fig. 5 is a view showing both halter and bridle in position at the same time.

The bridle, consisting of the crown-piece *a*, brow-band *b*, and throat-strap *c*, is made in the usual form. The ends of the crown-piece *a* are formed with the usual straps for the throat-strap and also with straps *d d*, advantageously cut in a single piece with the crown-piece *a* and serving as a means for fastening either the halter or the cheek-straps for the curb-bit and snaffle. For this purpose the straps *d d* are each furnished with a buckle *e*, such as clearly shown in Fig. 2, to which is fixed a short strap *f*, to which the halter may be secured by a buckle.

As shown in Figs. 3, 4, and 5, the halter consists of a loop *l*, fitting over the horse's nose, having side straps and buckles *f'*, adapted to be secured to the strap *f*. A loop *l'* of the halter may be run through the throat-strap, as shown; but this is not important. A halter-rope *r* may be fastened to the loop *l*.

In order to enable the cheek-straps to be quickly and readily secured to the bridle, the buckle *e*, as shown in Fig. 2, is bent in the form of steps and at its middle bend has a cross-bar *g*, while the cheek-straps *i j* are suspended by a U-shaped hook *k*, the lower portion of which is large enough to be placed around the lowermost bend or step of the buckle *e*, its upper end *l* being narrower, so as to fit between the sides of the buckle *e* and to take over the cross-bar *g* thereof. It is therefore only necessary to slip the hook *l* on the cross-bar *g* and pass the broad end *k* of the same over the lower step of the buckle *e* and then insert the end of the strap *d* over the hook *k* into the lower step of the buckle *e*, and thus safely secure the cheek-straps to the crown-piece. In the same manner the cheek-straps may be removed, and it is thus possible to utilize the one crown-piece for both the halter and for the bridle, while, moreover, the horse can be fed and watered with ease without the necessity of having to remove the crown-piece.

I claim as my invention—

A combination halter and bridle, comprising a crown-piece, a throat-strap, a strap terminating between the crown-piece and bit, a buckle having stepped parts on said strap, cheek-straps having a hooked part *k* at one end, adapted to be hooked over one of such stepped parts, said terminating end of the first said strap passing beneath the lower stepped part to retain the hooked part in position, substantially as described.

In testimony whereof I have signed my name to this specification in the presence of two subscribing witnesses.

HANNS EDLER VON KUBIN.

Witnesses:

C. B. HURST,
ALVESTO S. HOGUE.