

No. 721,280.

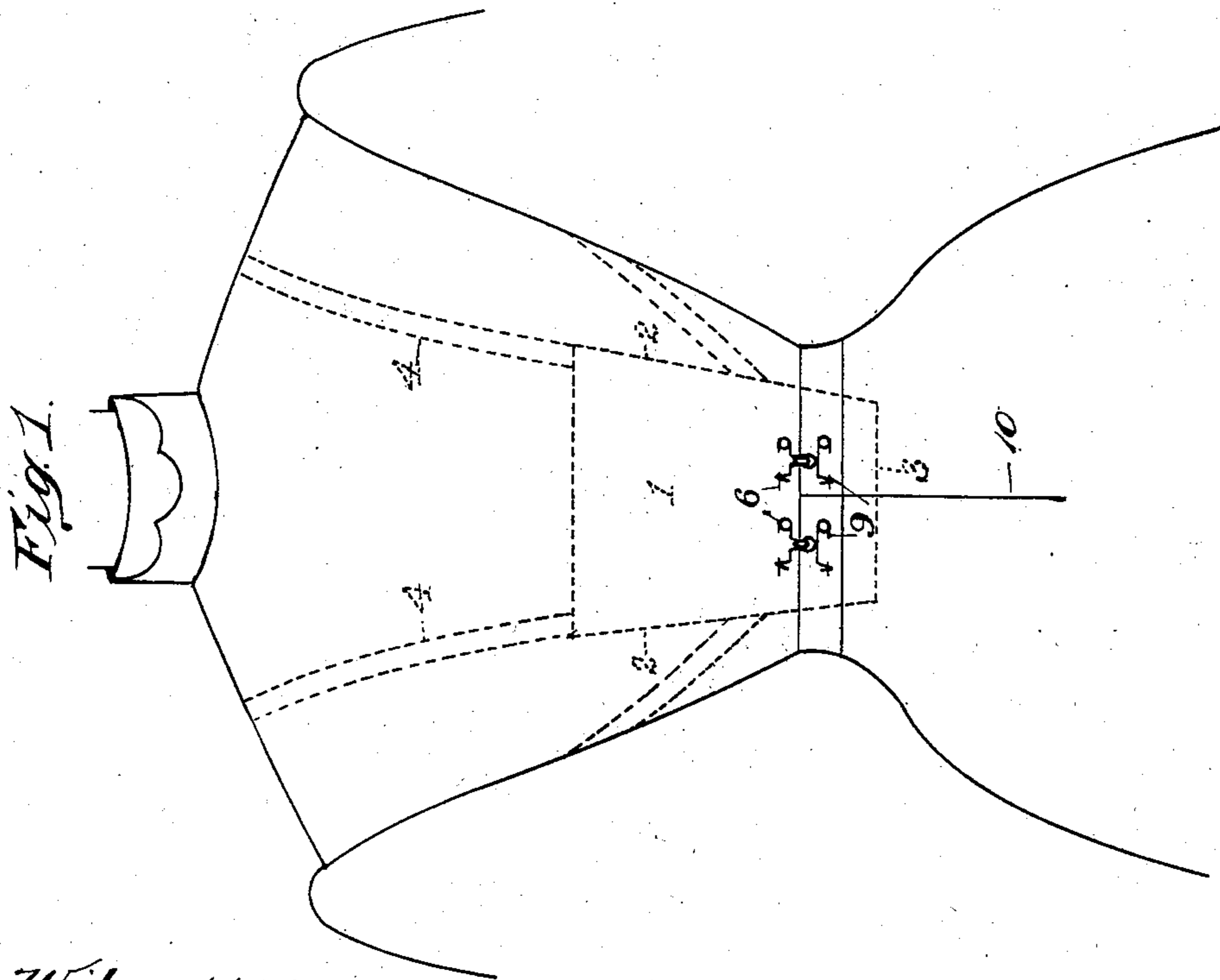
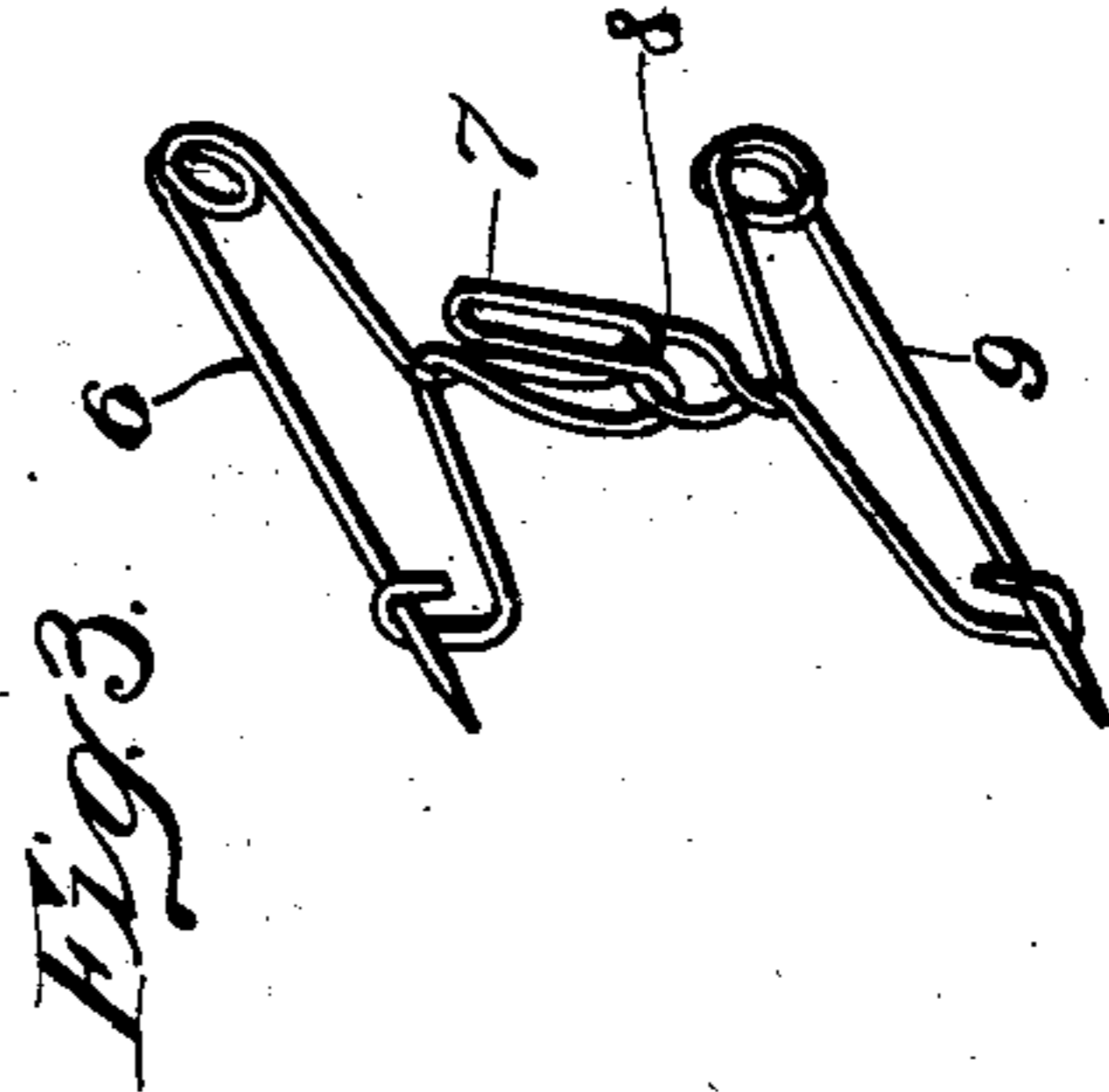
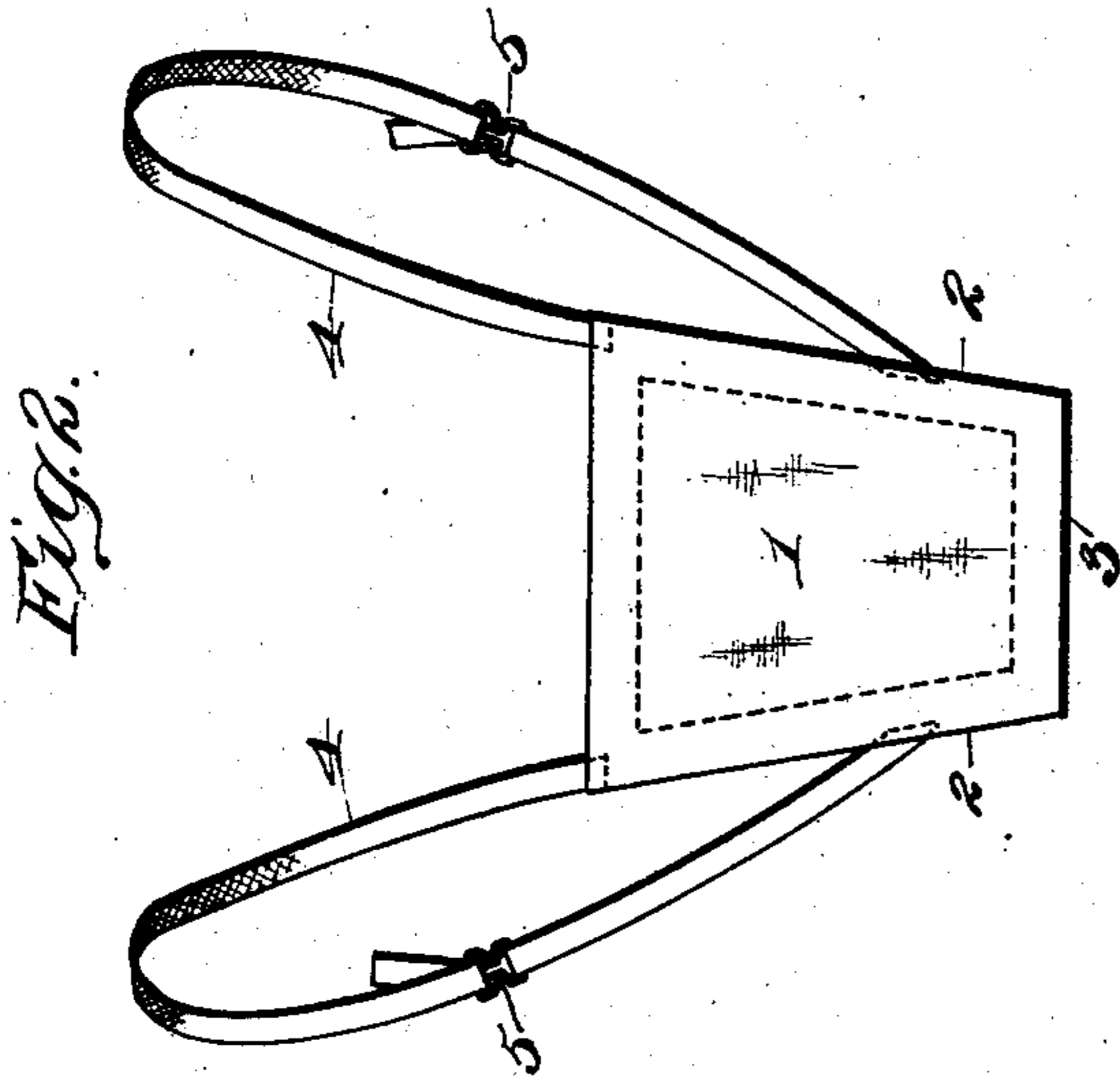
PATENTED FEB. 24, 1903.

A. M. BROWN.

COMBINATION SKIRT SUPPORTER AND SHIRT WAIST HOLDER.

APPLICATION FILED AUG. 19, 1902.

NO MODEL.



Witnesses:

*A. M. Brown*

*H. C. Rodgers.*

Inventor:

*Anna M. Brown*

*By Fischer & Thorpe*

*attys.*

# UNITED STATES PATENT OFFICE.

ANNA M. BROWN, OF KANSAS CITY, MISSOURI.

## COMBINATION SKIRT-SUPPORTER AND SHIRT-WAIST HOLDER.

SPECIFICATION forming part of Letters Patent No. 721,280, dated February 24, 1903.

Application filed August 19, 1902. Serial No. 120,182. (No model.)

*To all whom it may concern:*

Be it known that I, ANNA M. BROWN, a citizen of the United States, residing at Kansas City, in the county of Jackson and State of Missouri, have invented certain new and useful Improvements in Combination Skirt-Supporters and Shirt-Waist Holders, of which the following is a specification.

My invention relates to a new and useful article of wearing-apparel for ladies; and it consists of a back-piece supported from the shoulders by suspenders and provided at its lower portion with two or more pins of peculiar shape for insertion in the skirt and shirt-waist. The back-piece and suspenders consist of strong material and may be plainly finished or elaborately decorated in accordance with the taste of the wearer.

One of the objects of my invention is to reliably secure the skirt in position and prevent its upper edge from slipping or working down below the belt, which is a common annoyance where the latter is alone depended on to support the skirt.

A further object is to prevent the lower portion of the shirt-waist from creeping above the belt and presenting an untidy appearance by puckering or bunching at the rear, and in order that my invention may be fully understood reference will now be made to the accompanying drawings, in which—

Figure 1 is a rear view showing the position occupied by my invention when in use. Fig. 2 is a detail rear elevation of the article. Fig. 3 is a detail perspective view of the pins employed for securing the skirt and shirt-waist to my improved article.

In arranging my improved article I provide a back-piece 1, of suitable material, having tapering sides 2 and adapted to fit against the back of the wearer, with its lower edge 3 preferably arranged below the belt-line. Said back-piece is supported from the shoulders by suspenders 4, which are attached to the upper and side portions of the back-piece

and provided with buckles 5 in order that the article may be adjusted to fit persons of different size. The lower portion of the back-piece is provided with safety-pins 6 for insertion in the shirt-waist and provided with depending hooks 7, adapted to engage loops 8 on companion safety-pins 9, provided for insertion in the skirt for the support of the latter. After the apparel is put on safety-pins 9 are inserted in the belt of the skirt on opposite sides of the placket 10, and safety-pins 6 are inserted in the shirt-waist and back-piece directly over those in the skirt in order that the loops on the latter may be readily placed over the hooks on the former. With the back-piece, skirt, and shirt-waist thus secured together it is obvious that the skirt and shirt-waist will be reliably held in position, and as the weight of the skirt is supported by the back-piece, which latter is composed of strong material, the shirt-waist will thereby be protected from tearing.

Having thus described the invention, what I claim as new, and desire to secure by Letters Patent, is—

1. An article of the character described, comprising a single tapering back-piece adapted to fit the back of the wearer, and adjustable suspenders secured at their opposite ends to said back-piece, for the purpose set forth and described.

2. An article comprising a single tapering back-piece adapted to rest against the back of the wearer, adjustable suspenders secured at their opposite ends to the upper and side portions of the back-piece, and pins removably secured to the back-piece and provided with interlocking loops and hooks, for the purpose set forth and described.

In testimony whereof I affix my signature in the presence of two witnesses.

ANNA M. BROWN.

Witnesses:

J. Q. BROWN,  
F. G. FISCHER.