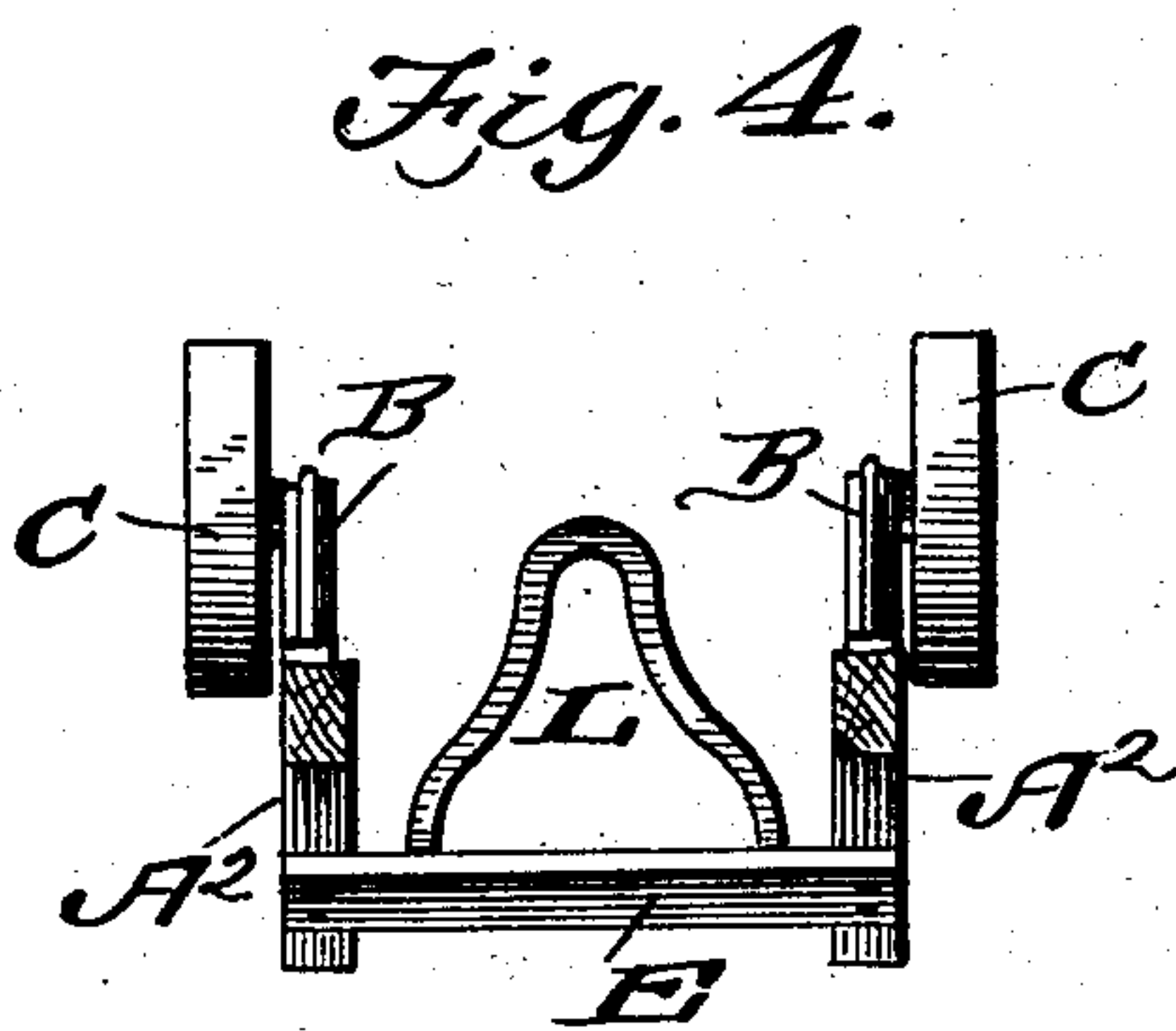
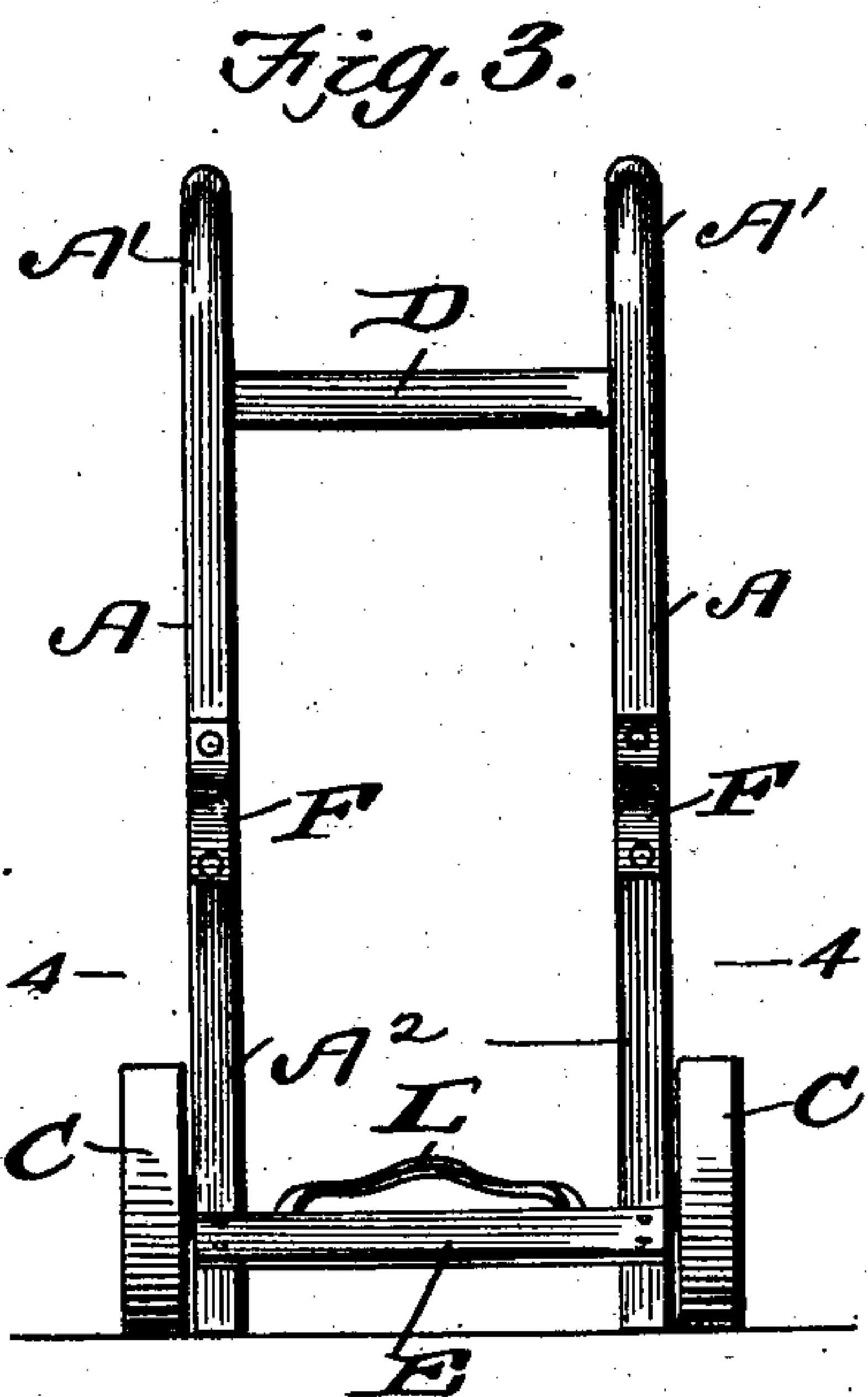
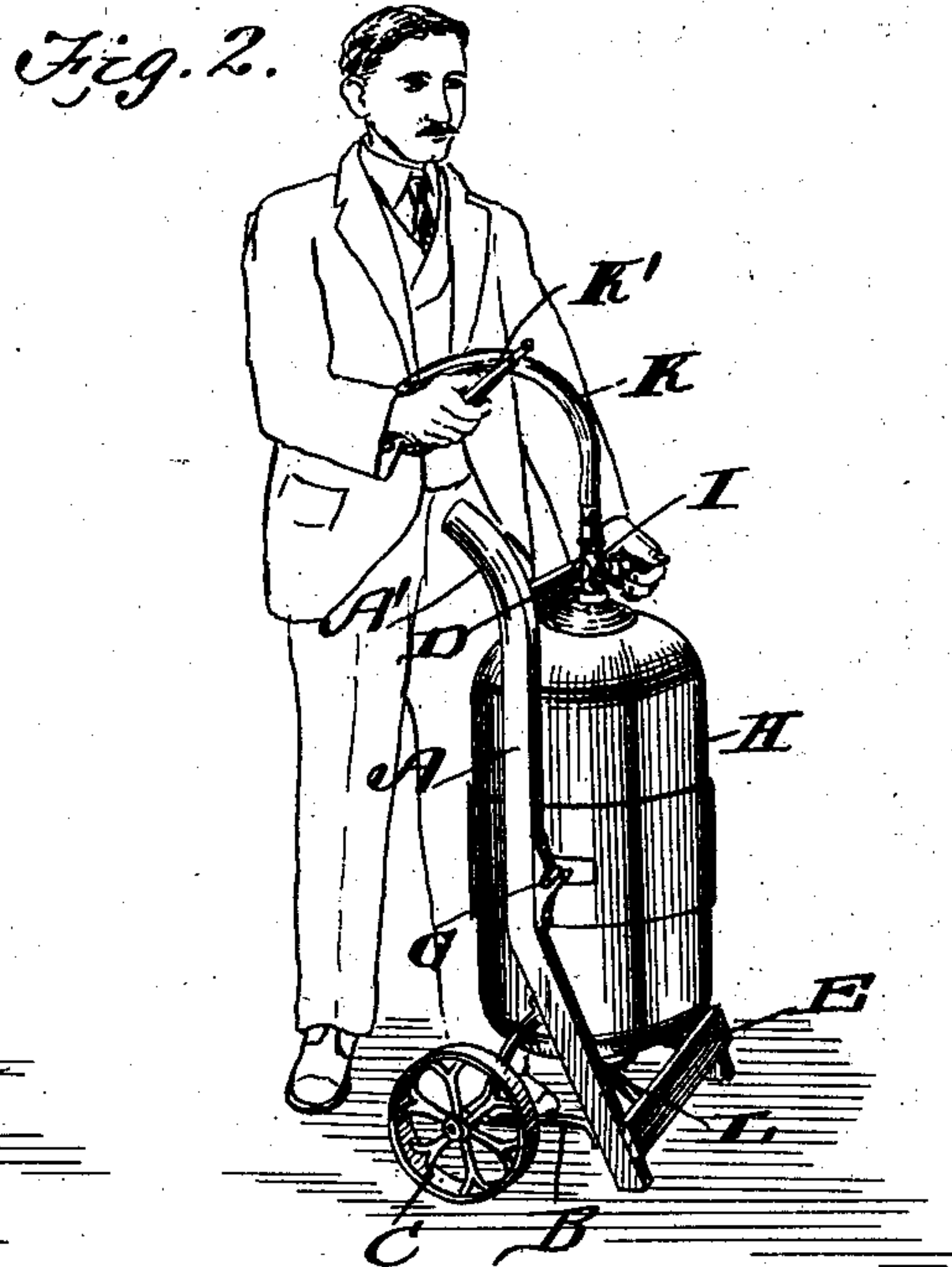



No. 720,422.

PATENTED FEB. 10, 1903.

R. M. GREEN.  
FIRE EXTINGUISHER TRUCK.  
APPLICATION FILED AUG. 2, 1902.

NO MODEL.



Witnesses

*W. H. Blount*  
*Clarence Shaw*

Inventor

*R. M. Green.*

*M. H. Brock*  
Attorneys



# UNITED STATES PATENT OFFICE.

ROBERT M. GREEN, OF PHILADELPHIA, PENNSYLVANIA.

## FIRE-EXTINGUISHER TRUCK.

SPECIFICATION forming part of Letters Patent No. 720,422, dated February 10, 1903.

Application filed August 2, 1902. Serial No. 118,169. (No model.)

*To all whom it may concern:*

Be it known that I, ROBERT M. GREEN, a citizen of the United States, residing at Philadelphia, in the county of Philadelphia and State of Pennsylvania, have invented a new and useful Fire-Extinguisher Truck, of which the following is a specification.

This invention relates generally to portable fire-extinguishers, and more particularly to an improved construction of truck whereby the tank containing the extinguishing fluid can be quickly and easily rolled about from place to place.

Another object of the invention is to provide a truck of such construction that the same will be self-supporting in an upright position, so that when in use or not in use it will not be necessary to hold the truck.

Another object is to provide a truck of such construction that the tank supported thereon will be held against the rocking movement while being transported from place to place.

With these objects in view the invention consists in the novel features of construction, combination, and arrangement, all of which will be fully described hereinafter and pointed out in the claim.

In the drawings forming a part of this specification, Figure 1 is a perspective view showing the truck constructed in accordance with my invention as being rolled. Fig. 2 is a similar view showing the truck stationary and in an upright position, the extinguisher being in use. Fig. 3 is a front elevation of the truck, the tank being removed. Fig. 4 is a sectional view on the line 4 4 of Fig. 3, and Fig. 5 is a detail perspective view of one of the bearing-brackets.

In constructing a truck in accordance with my invention I employ two side beams A, which are curved rearwardly at their upper ends, as shown at A', providing handles, the lower portions of said beams projecting forwardly, as shown at A<sup>2</sup>, and upon the under side of said forwardly-projecting portions are the brackets B, carrying the wheels or rollers C. A top cross-bar D connects the beams A adjacent to their upper ends, and a bottom cross-bar E connects the said beams adjacent to their lower ends. Bearing-brackets F are rigidly secured to the forward faces of the beams A at the point just above where the said beams are bent forwardly, said brackets receiving the trunnions G, secured at diametrically opposite points upon the exterior of

the tank H, which contains any suitable extinguishing liquid under pressure. Any suitable valved connection I is arranged at the upper end of the tank and to which the hose K, having a nozzle K', is connected. The normal position of the truck is upright, the truck raised upon the rollers or wheels and the lower ends of the side beams, and inasmuch as the said lower ends are projected forwardly a sufficiently broad base is provided for the said truck, and the tank will normally hang in a perpendicular or upright position.

In practice I prefer a portion of tank or the valved connection thereof to abut against the side of one of the cross-pieces D or E, the purpose of this being that while the truck is being rolled from place to place by tilting the said truck rearwardly a slight distance, as in Fig. 1, so as to elevate the lower ends from the floor, any swinging motion of the tank may be prevented. In order to provide still further against such swinging motion, a band secured to the side beams A and adapted to encircle the tank at or below the upper portion thereof may be provided or a spring bail or yoke, such as at L, which is connected at its ends to the bottom cross-piece E and is adapted to bear against the lower end of the tank. Such a band or bail will prevent the rocking motion of the tank and will avoid the necessity of using any care in the arrangement of the hose and nozzle.

It will thus be seen that I provide an exceedingly cheap, simple, and efficient construction of truck which, in connection with the tank, hose, and nozzle, provides a handy portable fire-extinguisher.

Having thus fully described my invention, what I claim as new, and desire to secure by Letters Patent of the United States, is—

A truck consisting of two parallel upright side members rearwardly curved at their upper ends and forwardly inclined at their lower ends, cross-pieces connecting the side members adjacent their upper and lower ends, a bracket extending rearwardly from the lower cross-piece, brackets connected to the rear of the side members, wheels journaled in said brackets in the rear of the side members, and lugs on the front of the side members adapted to receive trunnions.

ROBT. M. GREEN.

Witnesses:

WILLIAM R. HOOVER,  
N. B. WILEY.