

No. 719,945.

PATENTED FEB. 3, 1903.

G. A. KRIEGER.
HOGSHEAD COVER.

APPLICATION FILED JULY 7, 1902.

NO MODEL.

Fig. 1.

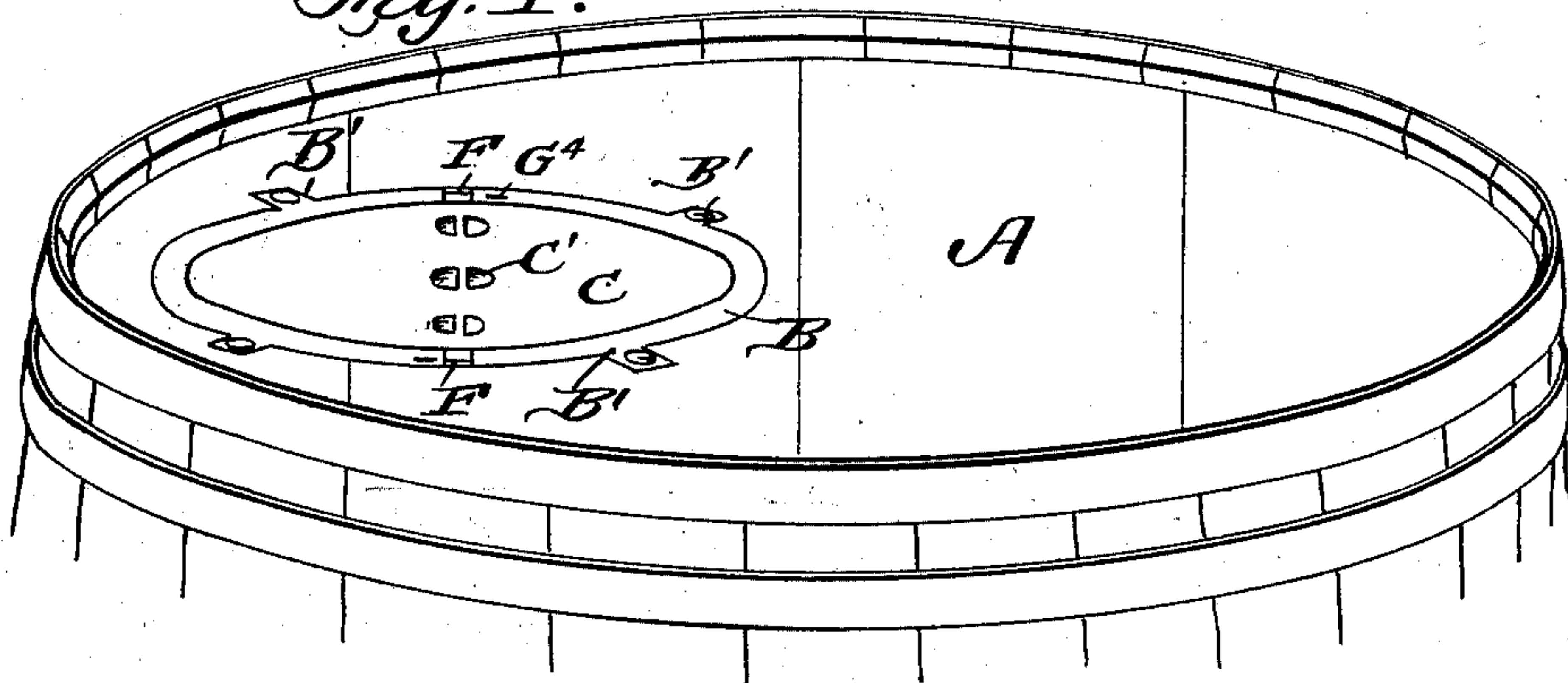


Fig. 2.

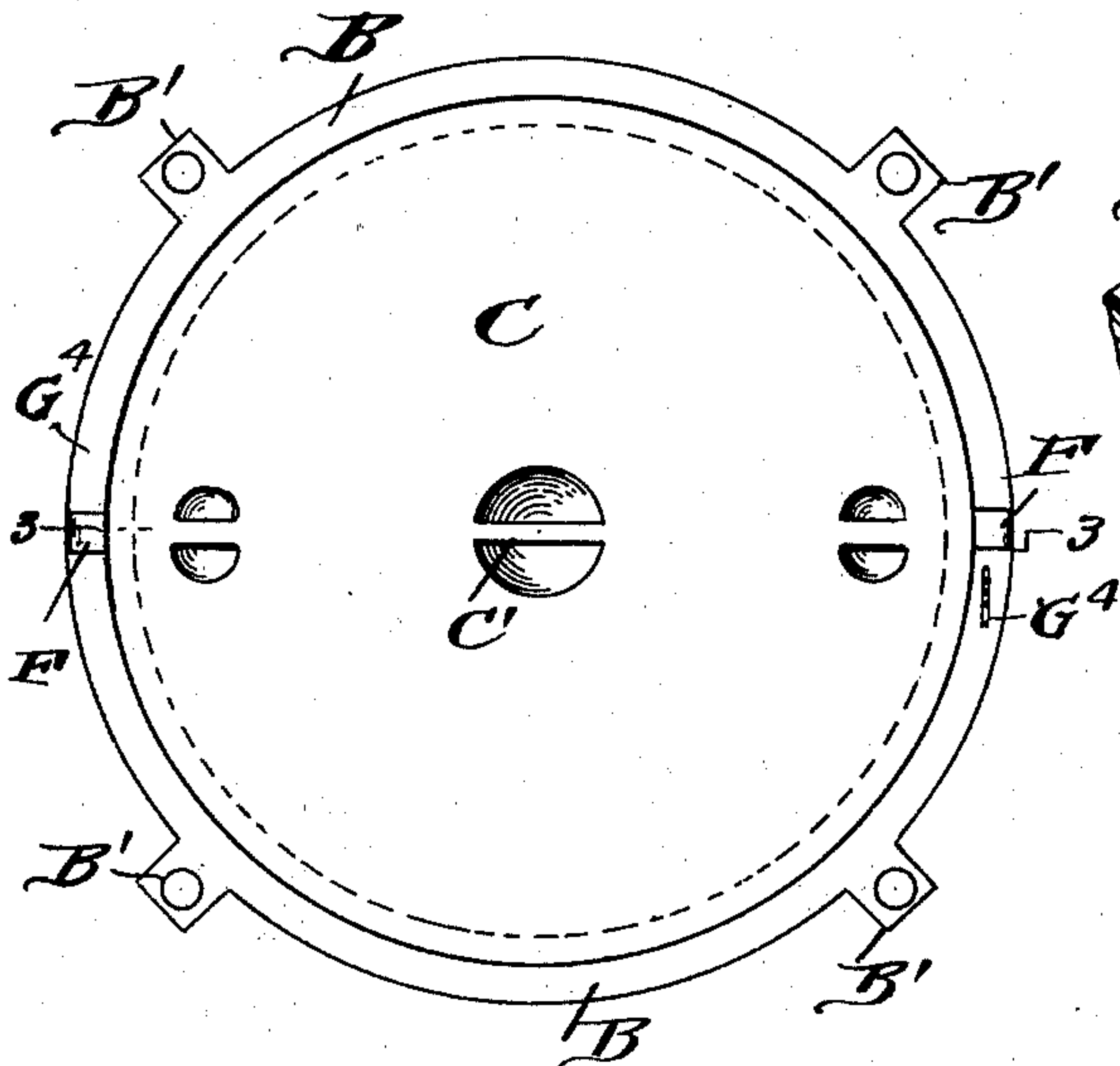


Fig. 4.

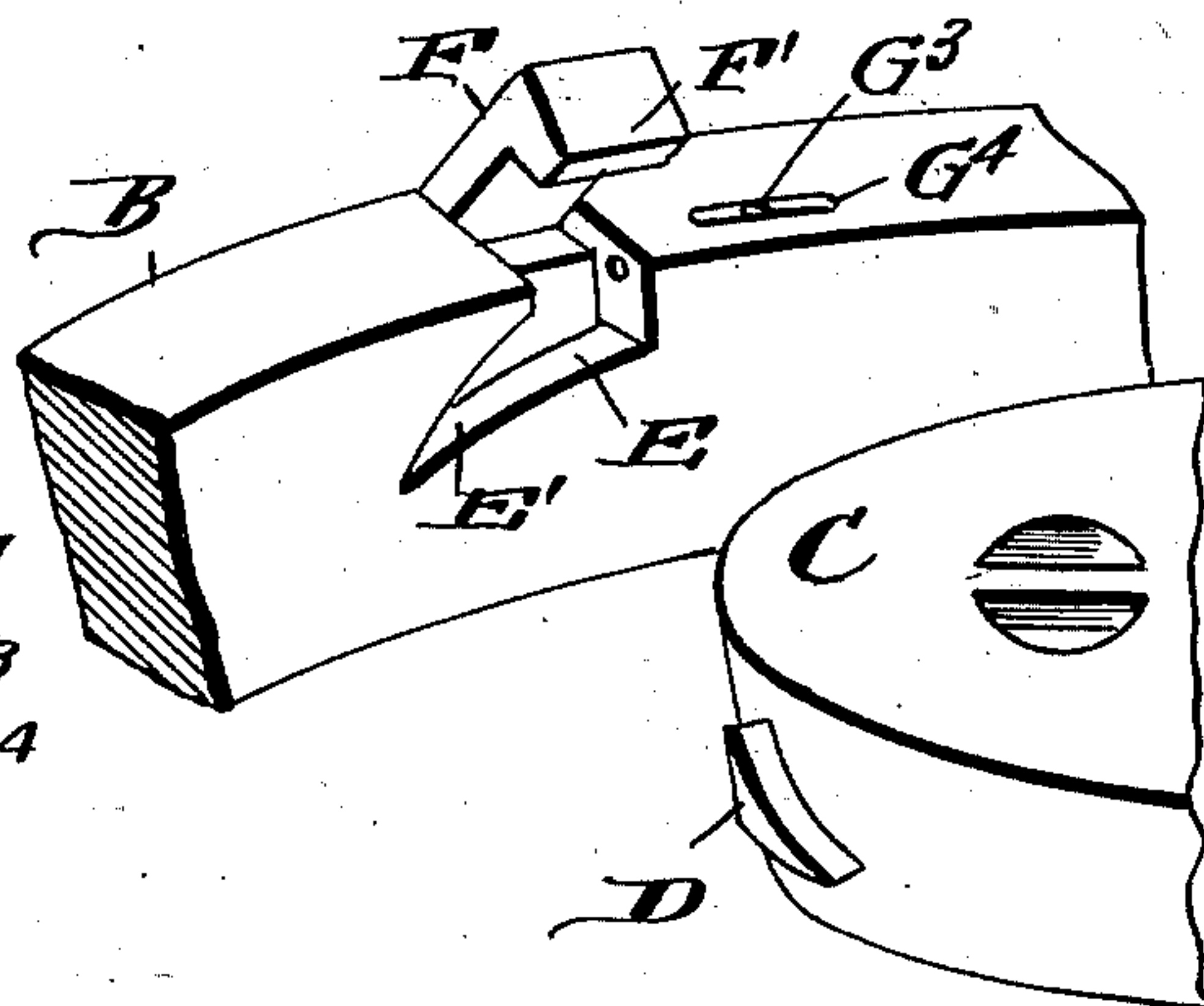


Fig. 5.

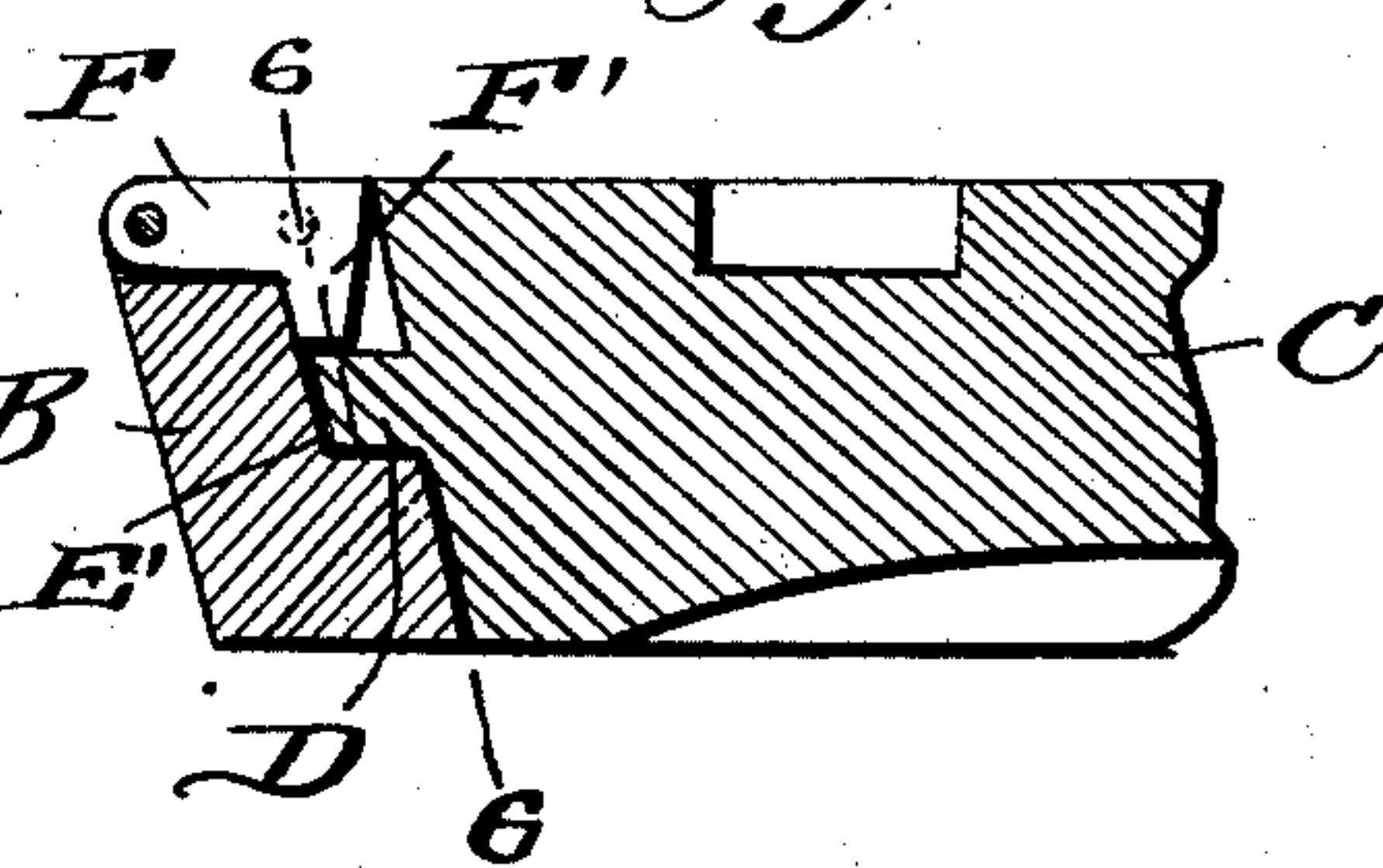
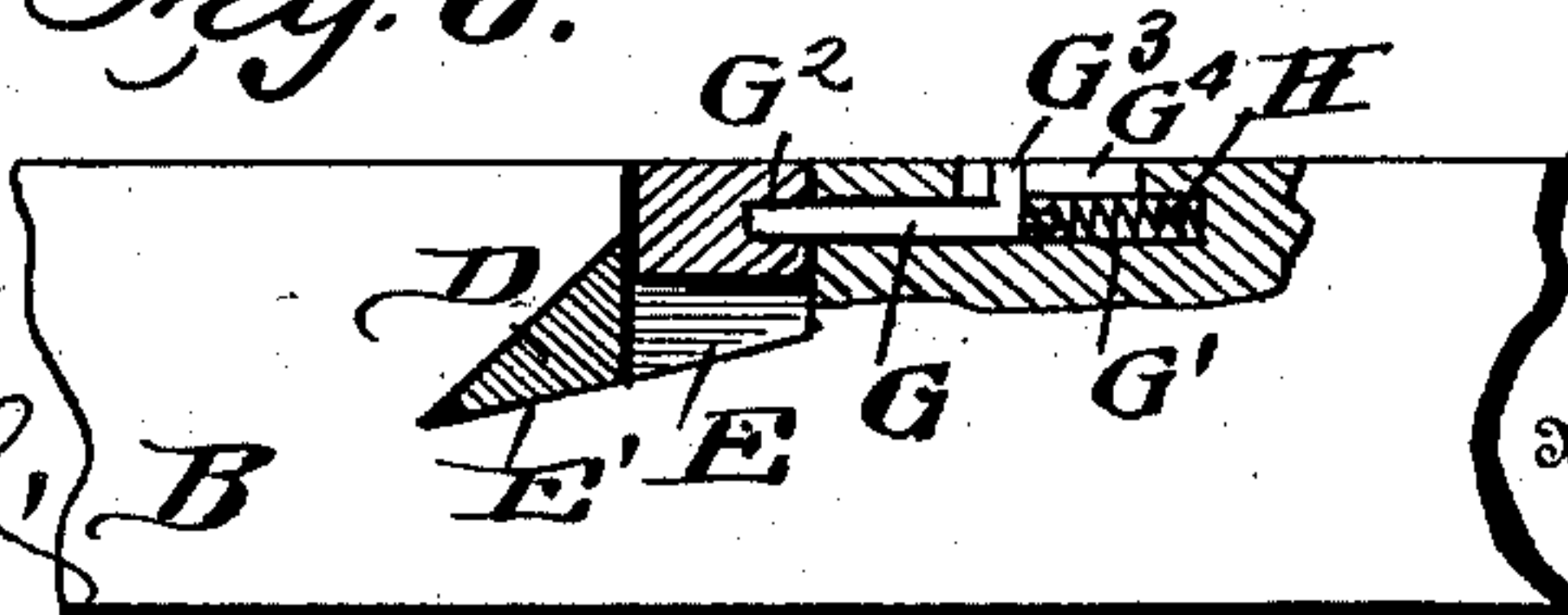


Fig. 3.



Fig. 6.



Witnesses
M. B. Blouet,
Claude Ham

Inventor.
G. A. Krieger.

By Mead & Brock
Attorneys

UNITED STATES PATENT OFFICE.

GUSTAVE ADOLPH KRIEGER, OF CHICAGO, ILLINOIS, ASSIGNOR OF ONE-HALF TO GEORGE C. BANKS, OF CHICAGO, ILLINOIS.

HOGSHEAD-COVER.

SPECIFICATION forming part of Letters Patent No. 719,945, dated February 3, 1903.

Application filed July 7, 1902. Serial No. 114,616. (No model.)

To all whom it may concern:

Be it known that I, GUSTAVE ADOLPH KRIEGER, a citizen of the United States, residing at Chicago, in the county of Cook and State of Illinois, have invented a new and useful Hogshead-Cover, of which the following is a specification.

This invention relates generally to hogshead-covers, or more particularly to an improved construction of bung or head opening closures.

The object of the invention is to provide an exceedingly strong, durable, and efficient construction of closure which can be quickly and easily manipulated to either effect an opening or closing of same; and with this object in view the invention consists in the novel features of construction or arrangement, all of which will be fully described hereinafter and pointed out in the claims.

In the drawings forming a part of this specification, Figure 1 is a perspective view showing the practical application of my invention. Fig. 2 is a top plan view of the closure. Fig. 3 is a sectional view on the line 3 3 of Fig. 2. Fig. 4 is an enlarged perspective view showing a portion of the ring and also a portion of the plug. Fig. 5 is an enlarged sectional view taken through one side of the ring and plug. Fig. 6 is a detail sectional view taken on the line 6 6 of Fig. 5.

Referring to the drawings, A indicates the head of a hogshead having a circular opening produced therein and into which is fitted a ring B, said ring having radially-extending ears or lugs B', by means of which the ring is securely fastened to the head of the hogshead. The bore of this ring is made slightly tapering, as most clearly shown in Fig. 3, and fitting into the said ring is a plug C, said ring and plug being preferably constructed of aluminium on account of the lightness of the material and also the lasting and non-corrosive properties of the metal; but it will of course be understood that any other suitable material may be employed.

The plug is provided with suitable hand-grips C', by means of which it can be quickly and easily manipulated. In order to secure the plug within the ring, I provide wedge-shaped locking-lugs D upon the sides or edges

of the plug at diametrically opposite points, which lugs are adapted to fit into the notches E, produced in the ring, said notches having an inclined wedge-shaped portion E', into which the wedge-shaped lug D is adapted to be turned after having been first introduced into the notch E. In order to securely hold the wedge-shaped lug into the tapered portion E', I employ a pivoted catch F, which is pivoted to the ring B adjacent to the outer edge thereof and is provided with a depending nose F', which is adapted to enter the notch E at the rear of the lug D after the said lug D has been turned into the tapered portion E'.

It will of course be noted that there is a catch F at each side of the ring, and each catch is locked by means of a pin G, working in a horizontal bore G', produced in the ring and entering an aperture G², produced in the catch F, the pin G being projected into its position by means of a spring H, located in the bore G'. The pin G also has an upwardly-extending portion G³, which works in the slot G⁴, produced in the ring, said pin being easily operated by a thumb or finger or any suitable tool.

When it is desired to close the opening, the catches are thrown back, the lugs inserted in the notches of the ring, and the plug is given a slight turn, so as to bring the wedge-shaped lugs into the tapered portion of the notches. The catches are then turned down and the spring-pin permitted to engage the aperture in the catch, and the plug or cover is thereby securely fastened within the ring, and all danger of said plug becoming disengaged is entirely avoided, inasmuch as the catch will hold the lug in place and the catch is securely fastened by means of the spring-pin.

Having thus fully described my invention, what I claim as new, and desire to secure by Letters Patent of the United States, is—

1. The combination with a ring, of a plug adapted to fit therein, the ring having notches, the plug having lugs adapted to fit the said notches and the catches adapted to fit also into the notches and locking the lugs therein, as specified.

2. The combination with a notched ring, of a plug adapted to fit therein carrying lugs adapted to enter the notches in the ring, piv-

oted recessed catches adapted to fit in the notches in the rear of the lugs, and locking-pins adapted to engage the recesses in the catches.

5 3. The combination with the ring having notches terminating in tapering portions, of the plug having wedge-shaped lugs, the pivoted catches carried by the ring, and the spring-actuated pin for locking the catches
10 as specified.

4. The combination with the tapering ring having notches produced therein, said notches having laterally-tapering portions, of the plug

adapted to fit into the ring and having wedge-shaped lugs adapted to fit the tapered portions of the notches, the pivoted catches having depending noses adapted to fit into the notches at the rear of the wedge-shaped lugs, and the spring-actuated locking-pins arranged in the rings and adapted to engage the notches for the purpose of locking the same, as specified. 15 20

GUSTAVE ADOLPH KRIEGER.

Witnesses:

LILLIAN BRACKEN,
THOMAS F. McGRATH.