

No. 719,160.

PATENTED JAN. 27, 1903.

A. SULLIVAN.
SKIRT YOKE.

APPLICATION FILED MAR. 28, 1902.

NO MODEL.

Fig. 1

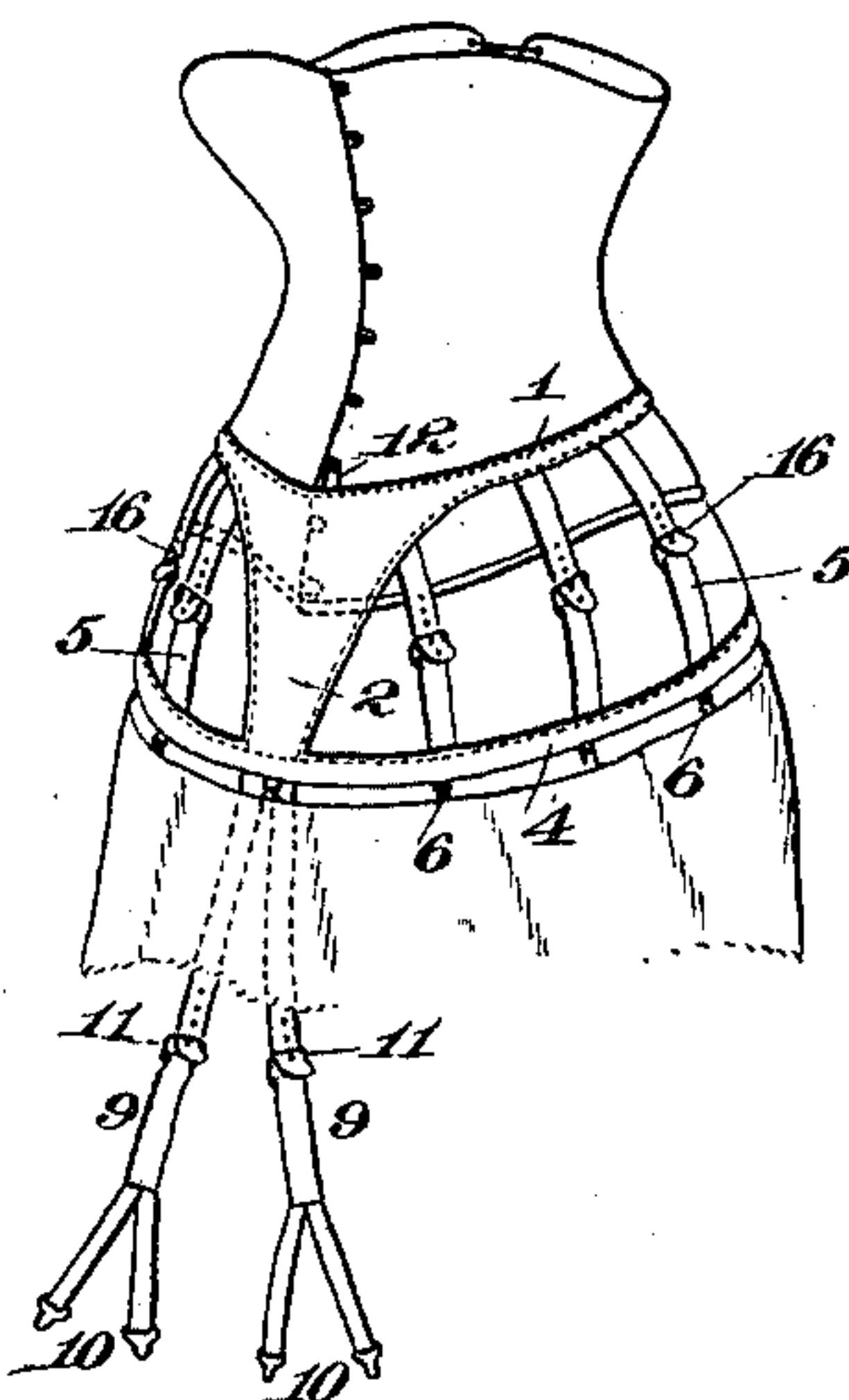


Fig. 2

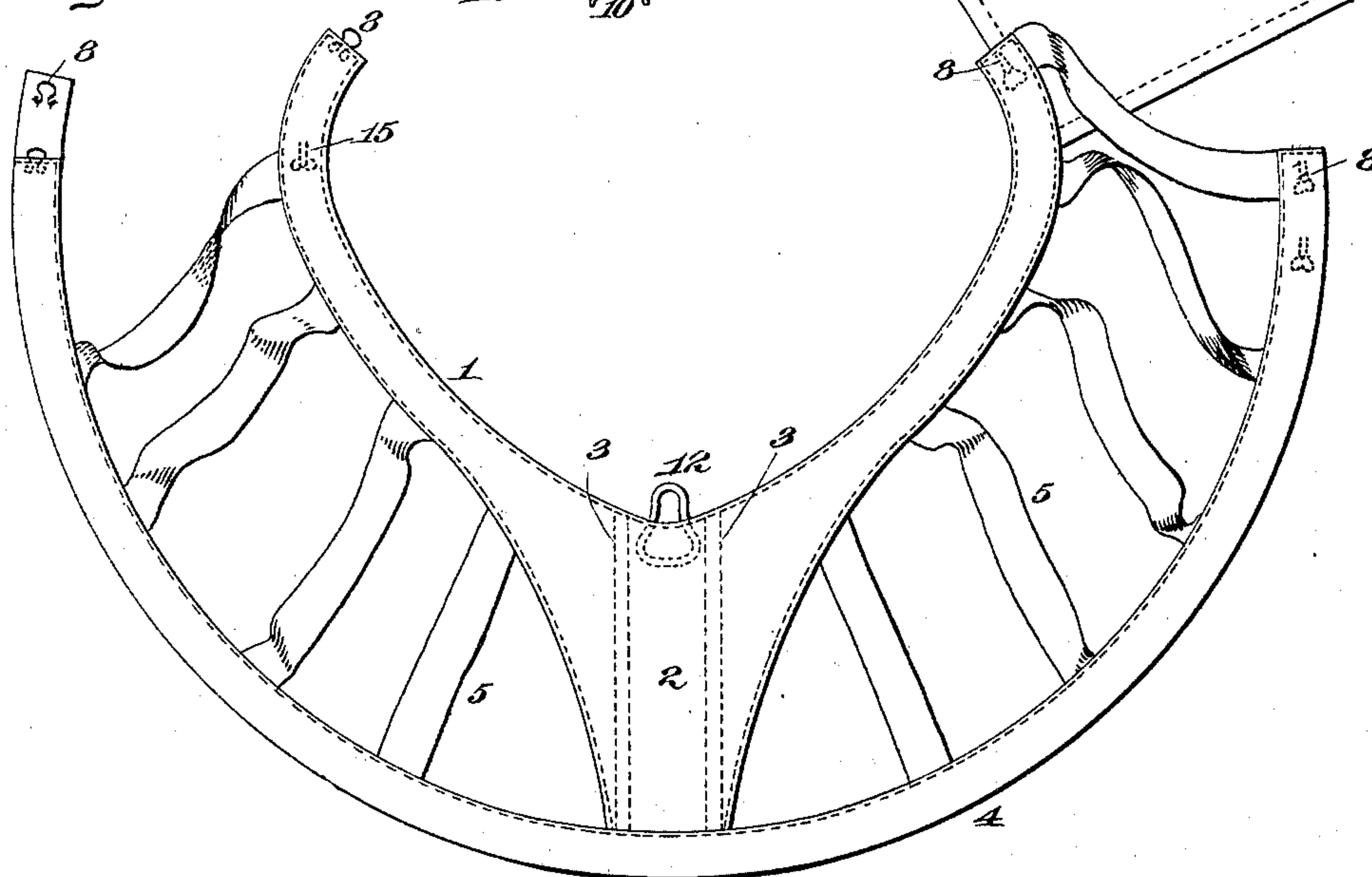


Fig. 3

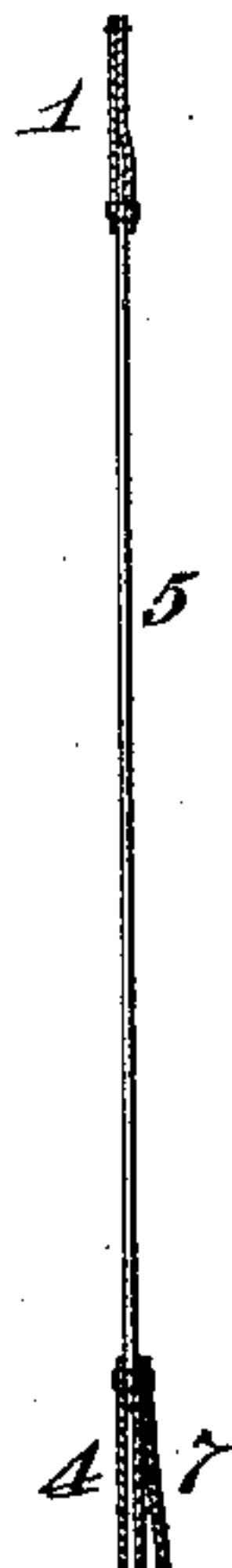


Fig. 4



Witnesses:

Jas. F. Coleman
Geo. Robt Taylor

Inventor

Annie Sullivan
by Apex Edwards & Apex
Attorneys

UNITED STATES PATENT OFFICE.

ANNIE SULLIVAN, OF TOLEDO, OHIO.

SKIRT-YOKE.

SPECIFICATION forming part of Letters Patent No. 719,160, dated January 27, 1903.

Application filed March 28, 1902. Serial No. 100,417. (No model.)

To all whom it may concern:

Be it known that I, ANNIE SULLIVAN, a citizen of the United States, residing at Toledo, in the county of Lucas and State of Ohio, have
5 invented a certain new and useful Improvement in Skirt-Yokes, of which the following is a description.

My invention relates to a new article of manufacture—namely, a separable skirt-yoke capable of temporary or permanent attachment to a skirt and which possesses practical utility.

My object is to provide and produce a yoke for supporting an underskirt or other undergarment which shall be simple and cheap in construction, which shall accommodate itself more snugly and perfectly to the wearer than yokes as heretofore constructed, and to which
15 the skirt or other undergarment may be readily attached, so that a single yoke may be employed, if necessary, in connection with a number of skirts or other undergarments.

A further object is to provide a yoke for supporting an underskirt or other undergarment, said yoke being provided with hose-supporters of any suitable type for engaging with and sustaining the stockings, the yoke being preferably provided with means for attachment to the corset to prevent the yoke
25 from sagging under the stress of the hose-supporters.

A further object is to provide the yoke with a protector, located at the back, so as to prevent the underskirt from being disclosed through the placket-opening.

Skirt-yokes as now constructed are properly fitted to the wearer by taking darts or making seams therein, so as to give the yoke the desired form; but it is extremely difficult to
40 prevent such yokes from wrinkling at the hips in use, to thereby detract from the fit of the outer skirt, particularly if the latter sets snugly.

My improved skirt-yoke automatically accommodates itself to the form, so as to always fit perfectly, and thereby enhance the set of the outer skirt.

In order that the invention may be better understood, attention is directed to the accompanying drawings, forming part of this
50 specification, and in which—

Figure 1 is a perspective view of my im-

proved skirt-yoke in its preferred form viewing the same from the front and illustrating it in the position which it will occupy in use
55 and showing also a portion of a skirt supported thereby; Fig. 2, a plan view of the separate yoke, illustrating it as being completely open; Fig. 3, a vertical section through the same, and Fig. 4 a sectional view taken vertically through the lower yoke member and illustrating a modification thereof.

In all of the above views corresponding parts are represented by the same numerals of reference.

1 represents a suitable belt, which preferably fits the wearer between the waist-line and the hips and which is provided at its front with a depending triangular portion 2, preferably carrying ribs 3, made of ordinary
65 corset steel or whalebone. I prefer to use this depending extension with its stiffening-ribs, as thereby the yoke will be fitted more snugly in the front and will not tend to work upward in use; but it will be understood, of course, that such extension may be omitted
75 or that it may be used without the ribs. The belt 1 is not a vertically-fitting band, but in use follows the line of the hips, and therefore occupies an oblique position. In order, therefore, that the belt may accommodate itself to this shape, it is cut semicircularly, as shown
80 Fig. 2.

4 represents the lower yoke member, which fits at or below the hips and which is connected to the belt 1 by straps or ribbons 5. Ordinarily the belt 1, projection 2, and lower yoke member 4 are suitably lined with a proper lining material; but this need not, of course, be employed. The skirt is secured to
85 the lower yoke member in any suitable way—as, for example, by means of hooks and eyes 6, as shown in Fig. 1, or instead the lower yoke member 4 may be provided with a flap 7 on its rear face (see Fig. 3) and to which the
95 skirt may be sewed or otherwise secured, or instead the skirt may be secured between the thicknesses 4 and 7, as is common in the manufacture of skirt-yokes at the present time. The ends of the bands 1 and 4 are fastened at
100 the back in any suitable way, as by means of hooks and eyes 8 or other appropriate securing devices.

By making the yoke with top and bottom

members connected by straps or ribbons, as explained, the yoke will more snugly and smoothly fit the wearer than yokes which are made of continuous material, as is now the case. On account of this close and accurate fitting and since less material is used around the hips the fit of an outer skirt worn over the same will be materially improved.

Secured to the lower yoke member 4 are hose-supporters 9 9, bifurcated at their lower ends and carrying fastening devices 10 of any suitable form for attachment to the stockings. The single member of each hose-supporter is provided with a buckle 11 for adjusting the length of the hose-supporter in use. At its upper end the yoke is preferably provided with an eye 12, adapted to be inserted over one of the studs of the wearer's corset, so that the strain on the hose-supporters will be taken up on the corset to prevent sagging of the yoke.

At its back the yoke is provided with a protector 13, made of dark material, which is sewed preferably to the upper yoke member 1. This protector is provided at its free end with an eyelet 14, which engages a hook 15 on the yoke member 1. When the yoke is in position, the protector 13 will be located opposite the placket-opening, so as to thereby conceal the undergarments.

If desired, the straps or ribbons 5 may be provided with buckles 16, by means of which they may be adjusted in length, as will be understood. It will be understood, of course, that the yoke may be entirely open and free between the ribbons 5 or that the spaces between said ribbons may be occupied with a filling of light thin material. While I prefer to attach the hose-supporters, if used, to the front of the yoke, it will, finally, be understood that these supporters may be secured to the sides thereof.

Having now described my invention, what I claim is—

1. As a new article of manufacture, a detachable skirt-yoke, comprising an upper band fitting the wearer above the hips, a lower band to which the skirt or other garment is secured, connecting-straps between said bands, a continuous triangular extension from said upper band to the lower band, and stiffening-ribs in the sides of said extension, substantially as and for the purposes set forth.

2. As a new article of manufacture, a detachable skirt-yoke, comprising an upper band fitting the wearer above the hips, a lower band to which the skirt or other garment is secured, connecting-straps between said bands, hose-supporters secured to the lower band, and a device carried by the upper band for engaging the corset, substantially as and for the purposes set forth.

3. As a new article of manufacture, a detachable skirt-yoke, comprising an upper band fitting the wearer above the hips, a lower band to which the skirt or other garment is secured, connecting-straps between said bands, hose-supporters secured to the lower band, and an eyelet carried by the upper band for engaging one of the corset-studs, substantially as and for the purposes set forth.

4. As a new article of manufacture, a detachable skirt-yoke, comprising an upper band fitting the wearer above the hips, a lower band to which the skirt or other garment is secured, connecting-straps between said bands, and a protector at the back of the yoke, substantially as and for the purposes set forth.

This specification signed and witnessed this 24th day of February, 1902.

ANNIE SULLIVAN.

Witnesses:

ETHEL S. BLANCHARD,
MELROSE T. PETRY.