

No. 719,121.

PATENTED JAN. 27, 1903.

M. P. KILIAN.  
BASKET.

APPLICATION FILED OCT. 15, 1902.

NO MODEL.

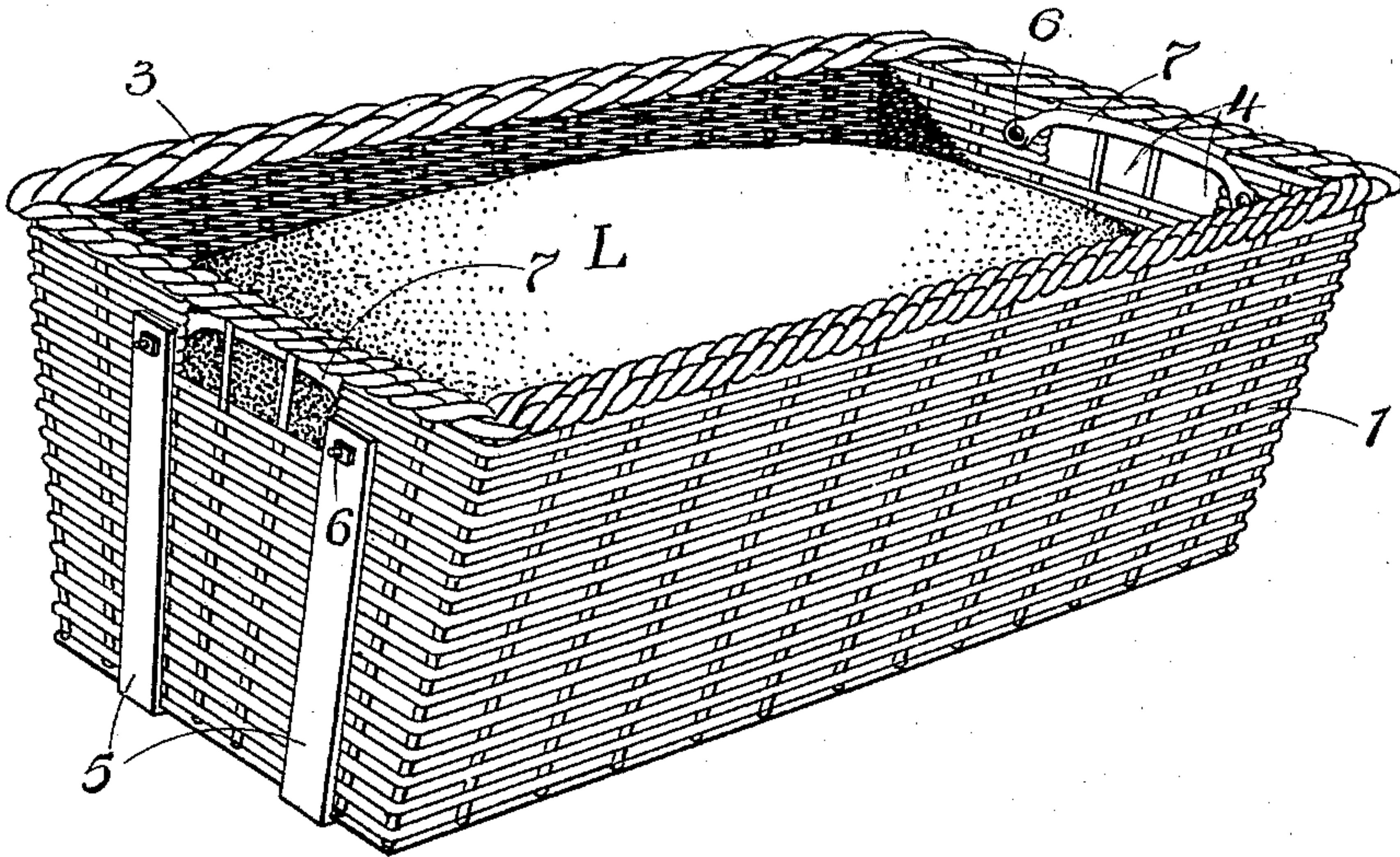


Fig. 1.

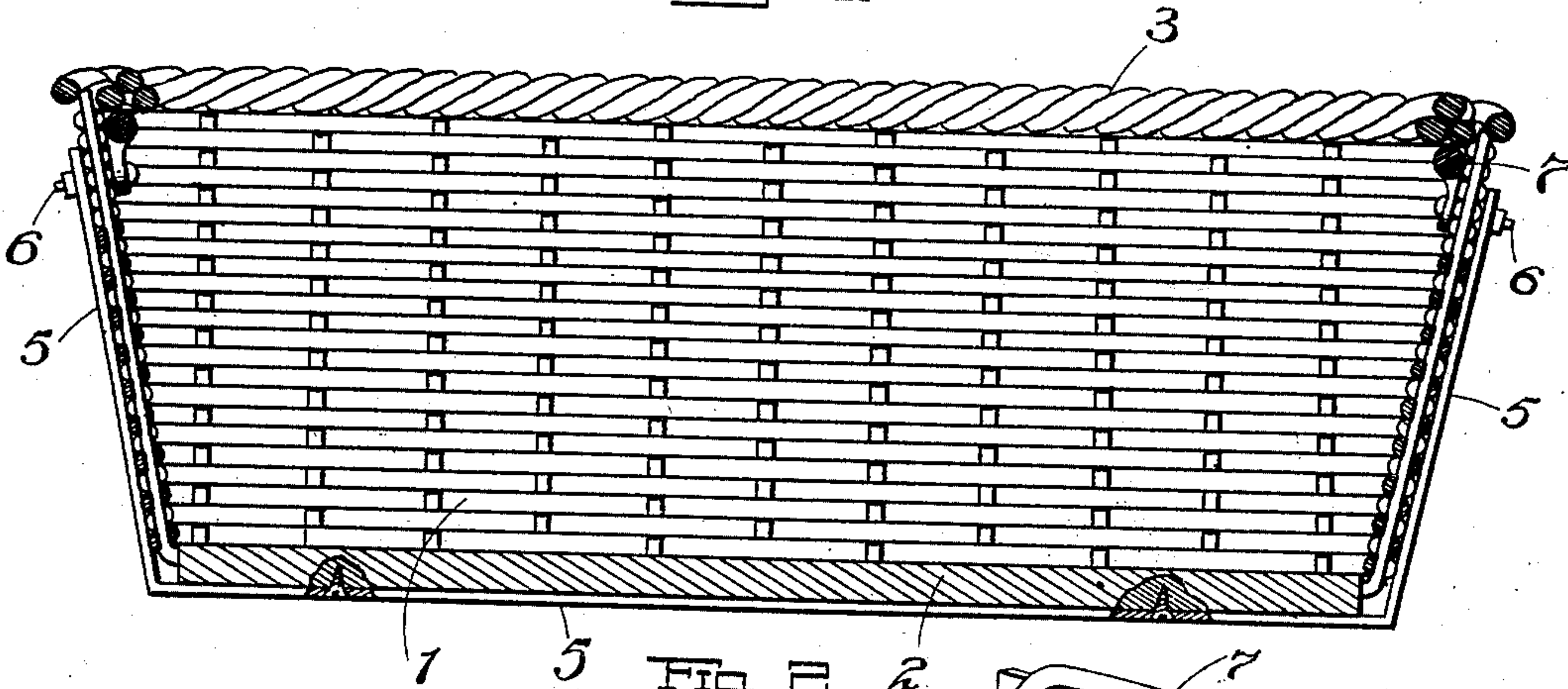


Fig. 2.

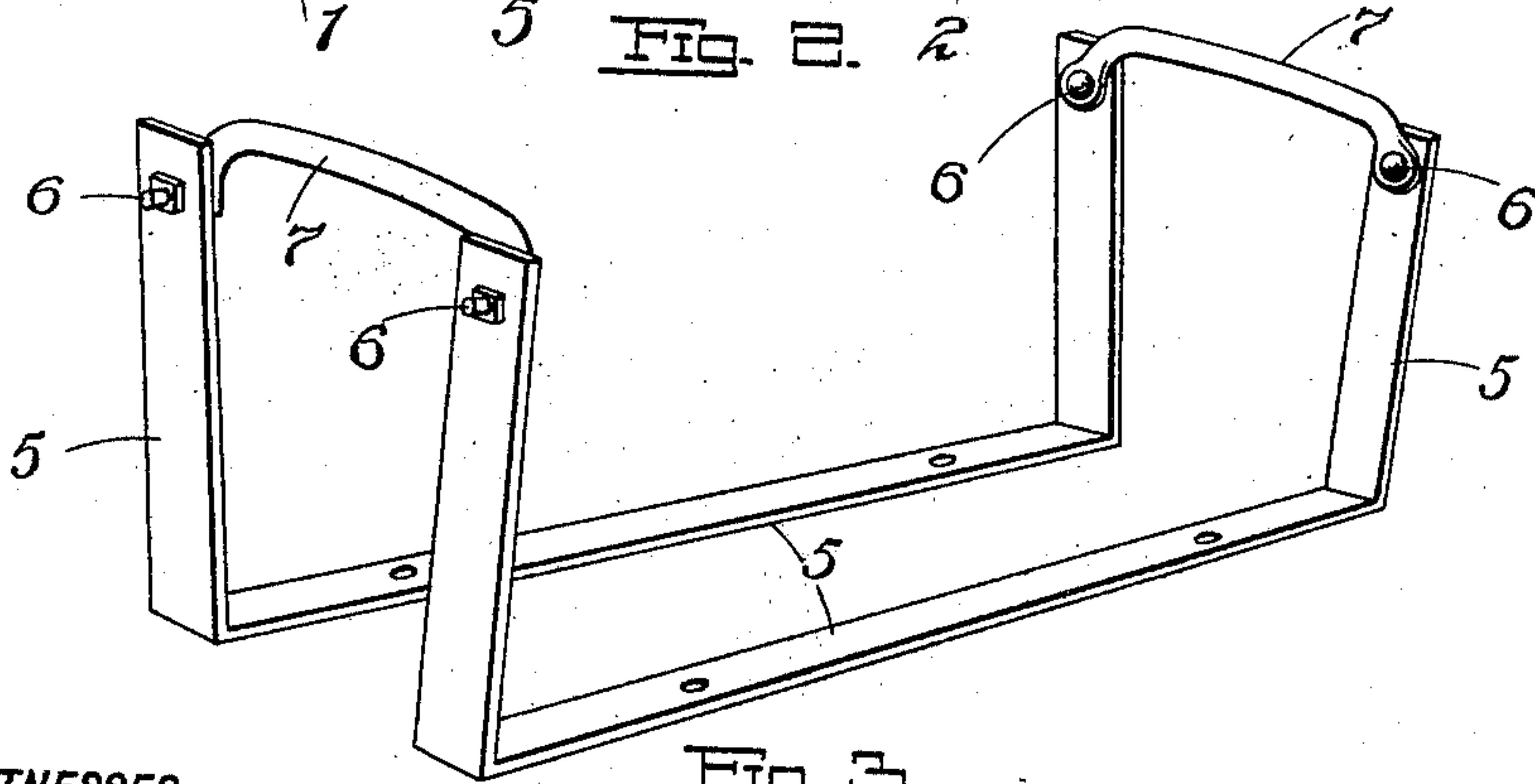


Fig. 3.

WITNESSES:

*D. J. Dawn*  
*G. L. Telford*

INVENTOR

*Michael P. Kilian*  
BY  
*Ernest Pearce*  
ATTORNEY



# UNITED STATES PATENT OFFICE.

MICHAEL P. KILIAN, OF ST. LOUIS, MISSOURI.

## BASKET.

SPECIFICATION forming part of Letters Patent No. 719,121, dated January 27, 1903.

Application filed October 15, 1902. Serial No. 127,373. (No model.)

*To all whom it may concern:*

Be it known that I, MICHAEL P. KILIAN, a citizen of the United States, residing at St. Louis, State of Missouri, have invented certain new and useful Improvements in Baskets, of which the following is a full, clear, and exact description, reference being had to the accompanying drawings, forming a part hereof.

My invention has relation to improvements in baskets; and it consists in the novel construction of basket more fully set forth in the specification and pointed out in the claim.

In the drawings, Figure 1 is a perspective view of a basket with my improvement attached. Fig. 2 is a middle vertical longitudinal section thereof, and Fig. 3 is a perspective view of the straps and handles detached.

The object of my invention is to construct a basket which shall be reinforced in particulars enabling the same to withstand a maximum abuse and carry a maximum load without danger of collapse or deterioration.

In detail the invention may be described as follows:

Referring to the drawings, 1 represents an ordinary wicker basket having a wooden bottom 2 and an upper marginal bead 3. Two of the opposite walls of the basket (the end walls in the present instance) have formed therein a series of openings 4 immediately below the bead 3 for purposes of admitting there-through the fingers of the person carrying the basket. Disposed along and secured to the bottom of the basket are parallel straps 5, which are bent upward along the end walls of the basket, terminating at points adjacent to the space formed by the series of openings 4 aforesaid. The ends of the straps are con-

nected by means of bolts 6, passed through the wicker-work to the opposite ends of the handle 7, the latter being disposed immediately beneath the overhanging bead 3 and being fully protected thereby. In lifting the basket (especially when containing a heavy load or contents L) the weight comes entirely on the handles 7 and straps 5, so that the danger of separating the bottom 2 from the wicker body portion is entirely eliminated. So also is the bead immediately over the openings 4 preserved indefinitely, since all the weight is taken up by the handles 7. The latter being disposed directly beneath the bead are practically concealed from view, so that the basket on the whole presents a neat appearance.

Having described my invention, what I claim is—

A basket comprising a woven body portion and a suitable bottom, an upper marginal bead formed in the body portion, openings formed in two opposite walls of the body portion directly beneath and adjacent to the bead, straps disposed along the bottom and along the outside of the walls containing said openings and terminating at points adjacent to the ends of the space formed by said openings, handles located immediately beneath the bead on the inside of the basket, the ends of the handles being coupled to the ends of the straps aforesaid, substantially as set forth.

In testimony whereof I affix my signature in presence of two witnesses.

MICHAEL P. KILIAN.

Witnesses:

EMIL STAREK,  
G. L. BELFRY.