

No. 713,286.

Patented Nov. 11, 1902.

G. H. L. CLARK.
SKIRT ATTACHMENT.

(Application filed June 24, 1902.)

(No Model.)

Fig. 1.

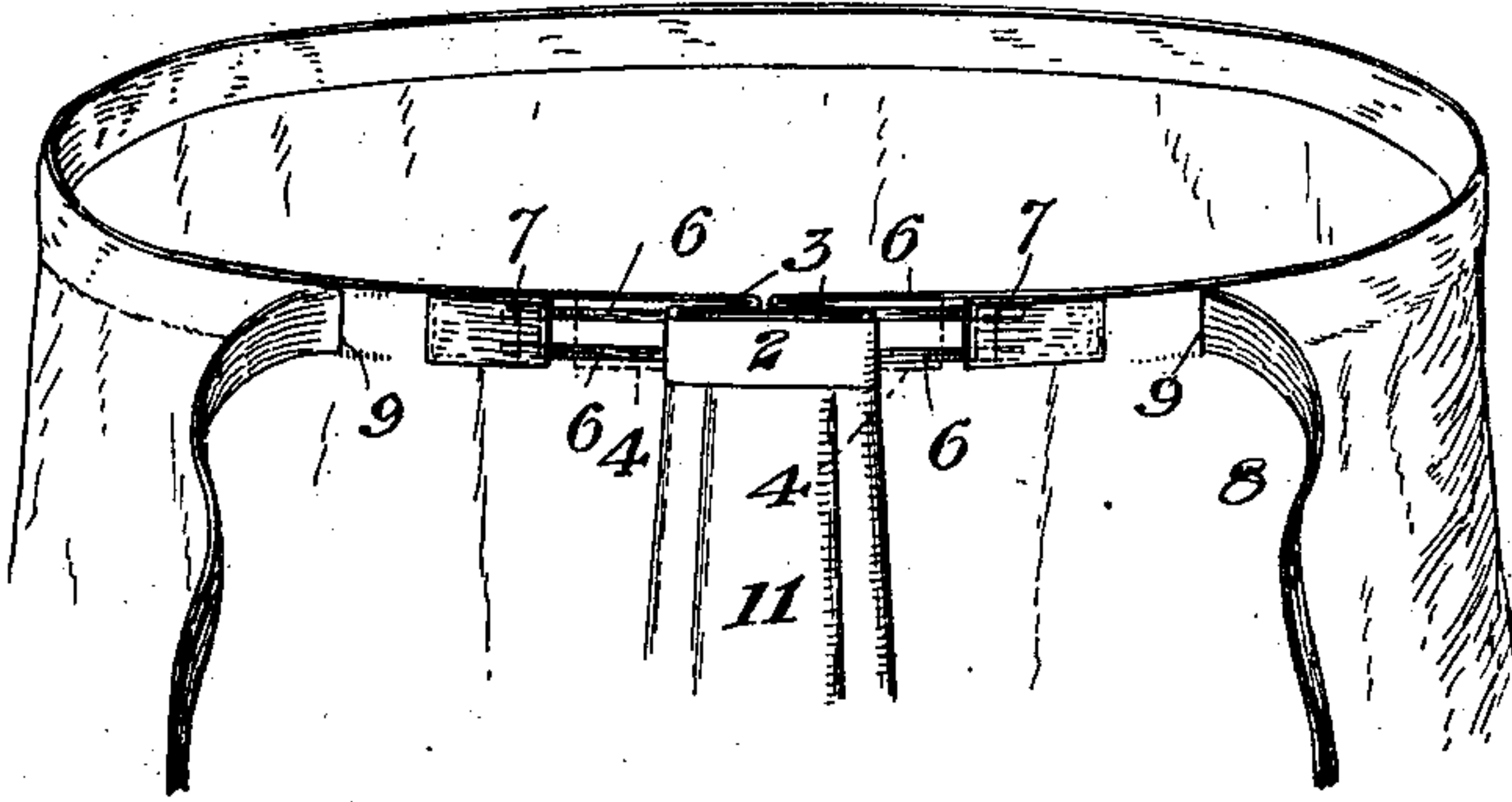


Fig. 2.

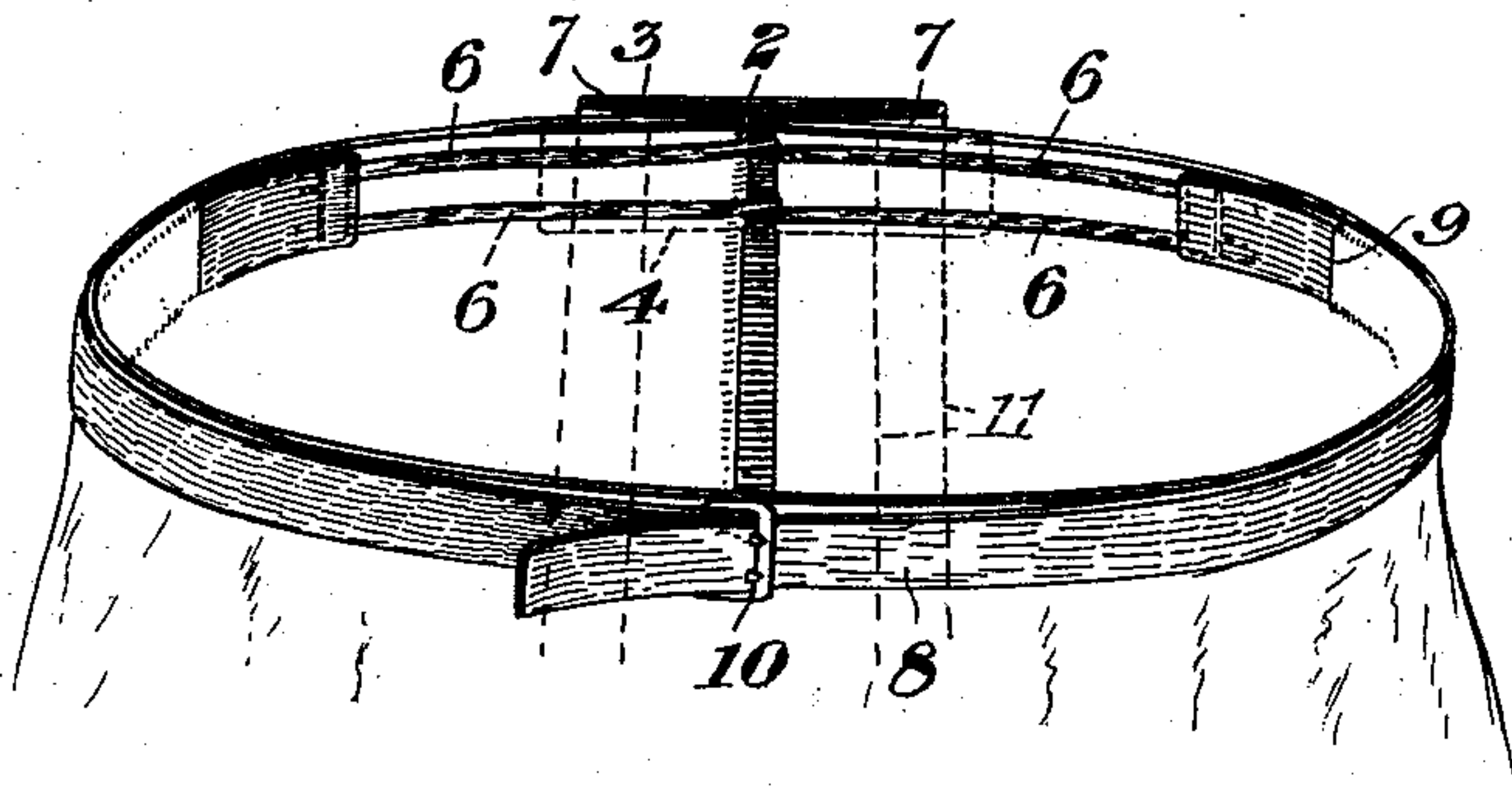


Fig. 3.

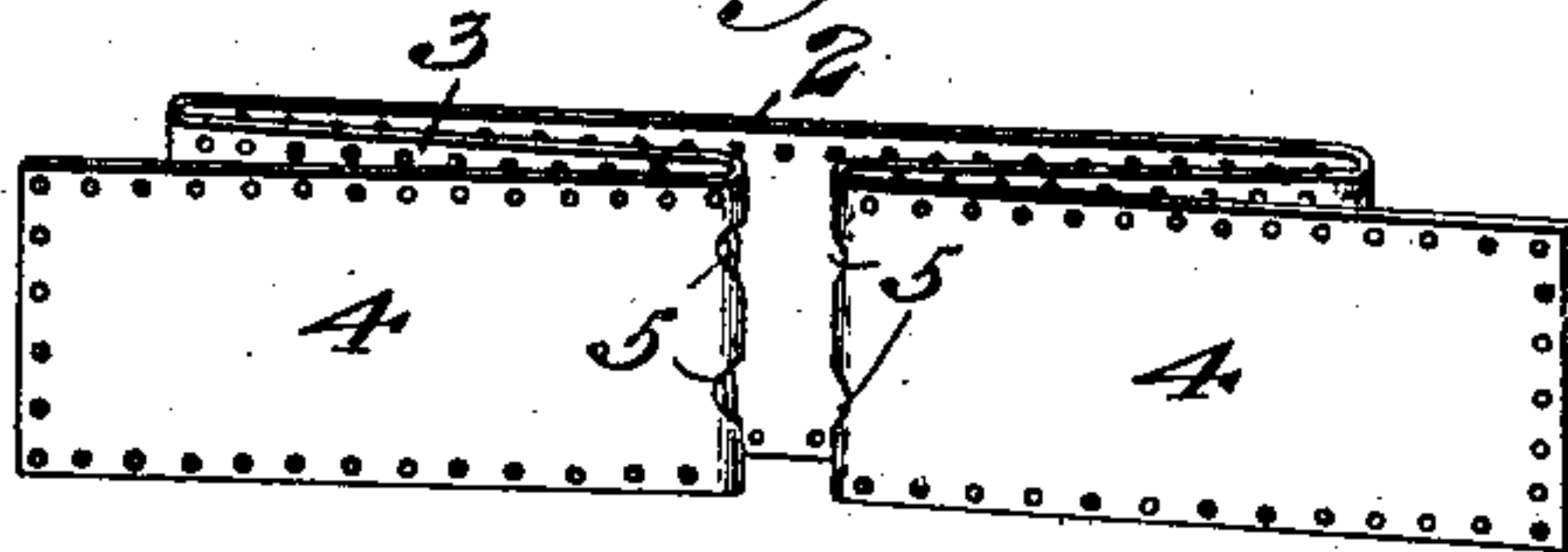
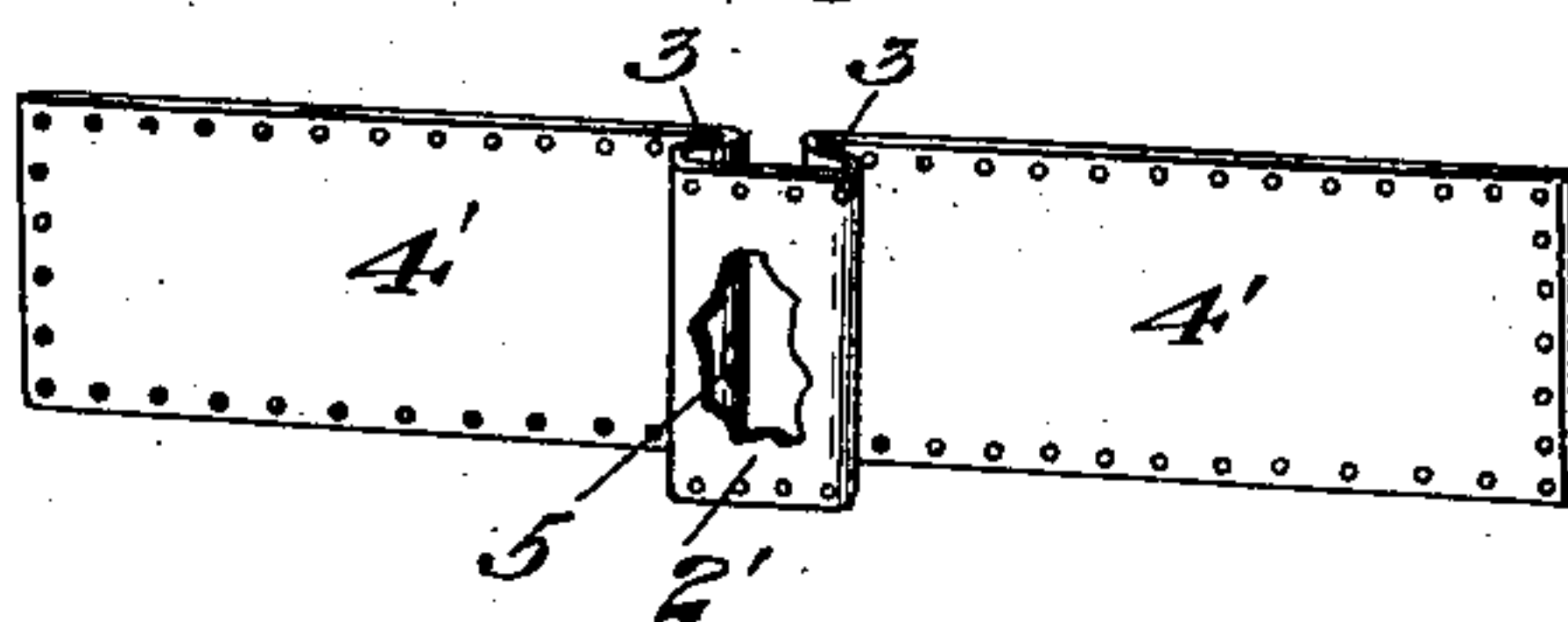


Fig. 4.



WITNESSES

L. A. Conner
S. M. Corwin

INVENTOR

G. H. L. Clark
by Barker & Byrnes
his attys.

UNITED STATES PATENT OFFICE.

GEORGE H. L. CLARK, OF PITTSBURG, PENNSYLVANIA.

SKIRT ATTACHMENT.

SPECIFICATION forming part of Letters Patent No. 713,286, dated November 11, 1902.

Application filed June 24, 1902. Serial No. 112,947. (No model.)

To all whom it may concern:

Be it known that I, GEORGE H. L. CLARK, of Pittsburg, in the county of Allegheny and State of Pennsylvania, have invented a new and useful Skirt Attachment, of which the following is a full, clear, and exact description, reference being had to the accompanying drawings, forming part of this specification, in which—

Figure 1 is a rear perspective view showing a skirt provided with my improved attachment with the parts in open position. Fig. 2 is a front perspective view of the same in closed position, and Figs. 3 and 4 are detail perspective views showing different forms of the attachment.

My invention relates to the closing and holding of the waistbands of skirts, and is designed to provide a simple, neat, and cheap attachment which can be cheaply made and will not be unsightly.

In the drawings I show in Fig. 3 one form of the attachment proper, which consists of a strip of sheet metal having a central portion 2, with reversely-bent portions 33, terminating in reversely-bent flaps 44. At the inner ends of the flaps are holes 5, through which the tapes or cords 6 extend. The outer ends of these cords are fastened to the waistband at opposite points 7 7, the waistband being preferably stiffened by whalebone inserts where the tapes are connected. The inner ends of the tapes are connected to the rear ends of a belt 8, which is cut into two pieces. Each portion of this belt extends through a slot 9 in the rear part of the waistband, the belt portions thence extending around to the front, where they are provided with the usual buckle or securing device 10.

In applying the device the attachment proper is secured to the rear of the waistband, the flaps 4 4 being sewed or otherwise secured to the band, with the central portion 2 on the outside and preferably containing and secured to a plait 11, extending down the skirt. In using the attachment the belt portions being released the skirt may be pulled open at the top a sufficient distance, depending on the length of the tapes, to allow

the skirt to be slipped on over the shoulders of the wearer. When lowered into position, the wearer pulls upon the two belt portions, thereby drawing the rear portions of the waistband from both sides into the space between the reverse folds of the attachment. The band is thus drawn to the proper diameter, and the belt may then be buckled or secured in the usual way.

The length of the central portion 2 may be varied as desired, and I have shown in Fig. 4 a form wherein it is much narrower, the flaps 4' and reverse folds being substantially the same as before. It will be noted that in each form the reverse folds give side recesses or pockets, which receive the waistband portions at the points where the tapes are attached.

Many variations may be made in the form and arrangement of the attachments, the belt, &c., without departing from my invention.

I claim—

1. A skirt attachment comprising a central plate portion having reversely-bent end portions terminating in flaps and arranged to be secured to the rear of the waistband; substantially as described.

2. A skirt attachment having a central plate portion with perforated inwardly-bent end portions provided with outwardly-extending flaps arranged to be secured to the rear of the skirt-band; substantially as described.

3. A skirt-band having crossing tapes or cords, secured to the waistband on opposite sides of the center at the rear and extending to the inside of the band through a rear attachment, said cords having extensions passing to the front of the band and extending out through holes in said band; substantially as described.

4. A skirt-band having a two-part belt extending through slots in the band, and secured to cords which cross each other and extend through a rear attachment, the ends of the cord being secured to the rear of the waistband on opposite sides of the center; substantially as described.

5. A waistband having a rear attachment with pockets or recesses, and crossed cords or tapes having their ends secured to the waist-

band, and arranged to draw through the attachment into the recesses; substantially as described.

5 6. A waistband having a rear attachment, consisting of a plate with inwardly-extending reversely-bent end portions having perforations, and crossing cords extending through the perforations with their outer ends secured to the waistband, the inner ends of the cords

being secured to the rear ends of a two-part 10 belt extending through the band; substantially as described.

In testimony whereof I have hereunto set my hand.

GEORGE H. L. CLARK.

Witnesses:

GEO. B. BLEMING,
JOHN MILLER.