

No. 713,209.

Patented Nov. 11, 1902.

T. A. EDISON.

PROCESS OF DUPLICATING PHONOGRAMS.

(Application filed Mar. 5, 1898.)

(No Model.)

3 Sheets—Sheet 1.

Fig. 1<sup>a</sup>


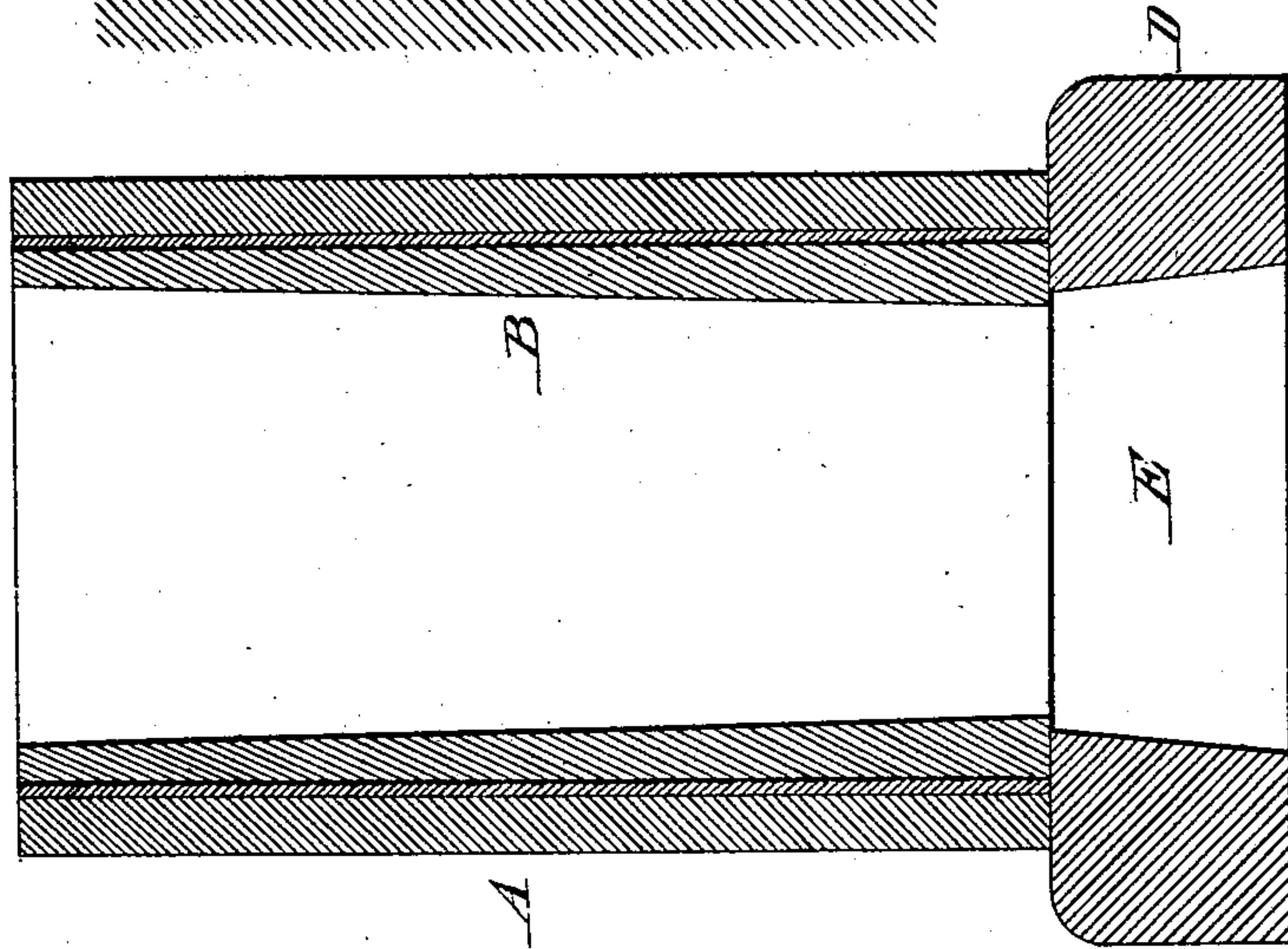


Fig. 1



Witnesses:

Jas. F. Coleman

Geo. Robt Taylor

Inventor

Thomas A. Edison

by Ryer Edwards & Co.

Att'ys.



No. 713,209.

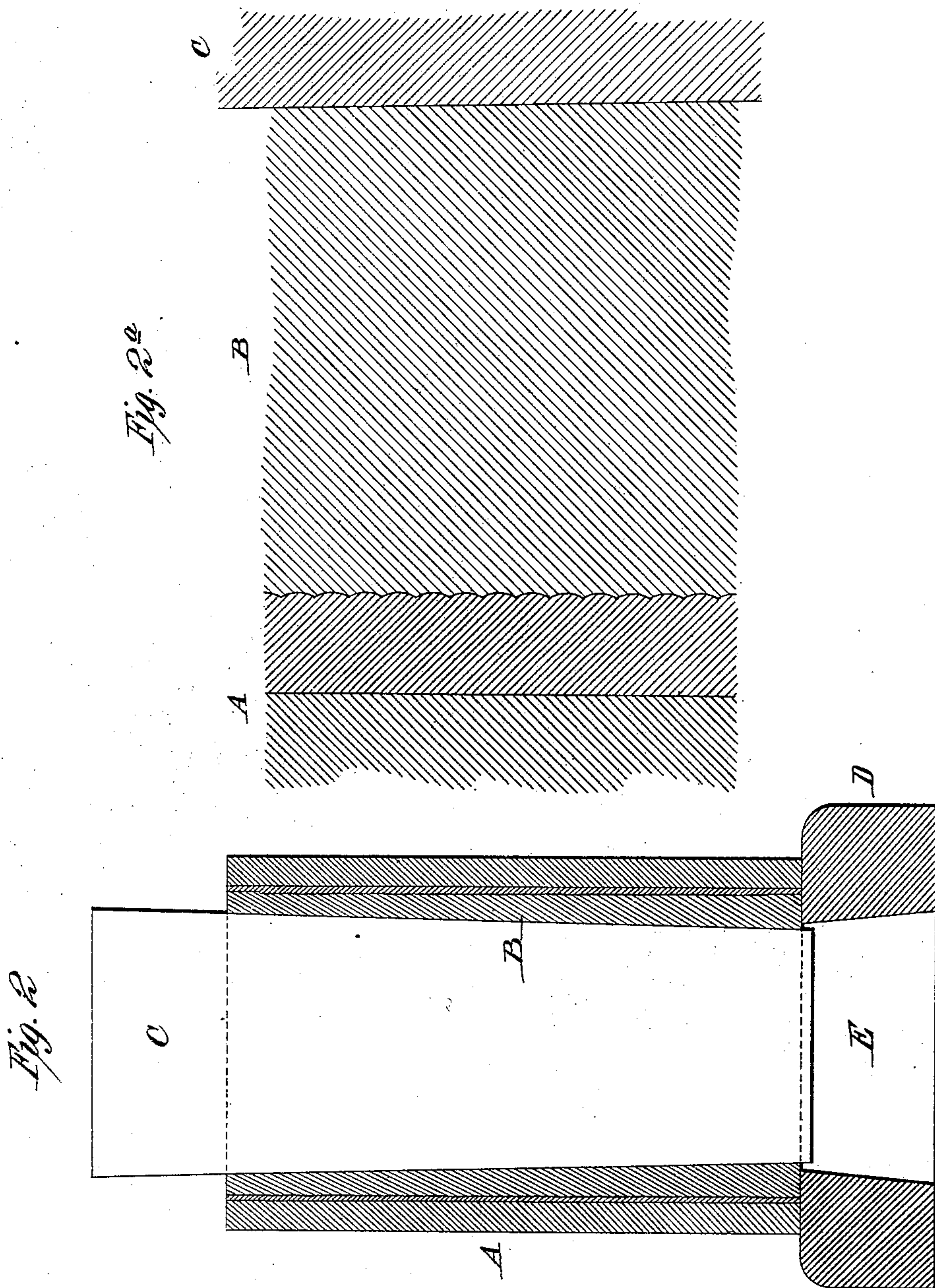
Patented Nov. 11, 1902.

T. A. EDISON.  
PROCESS OF DUPLICATING PHONOGRAMS.

(Application filed Mar. 5, 1898.)

(No Model.)

3 Sheets—Sheet 2.



Witnesses:

Jas. F. Coleman  
 Mo. Robt Taylor

Inventor

Thomas A Edison  
 by Rper Edmunds Rper  
 Att'ys.



No. 713,209.

Patented Nov. 11, 1902.


T. A. EDISON.  
PROCESS OF DUPLICATING PHONOGRAMS.

(Application filed Mar. 5, 1898.)

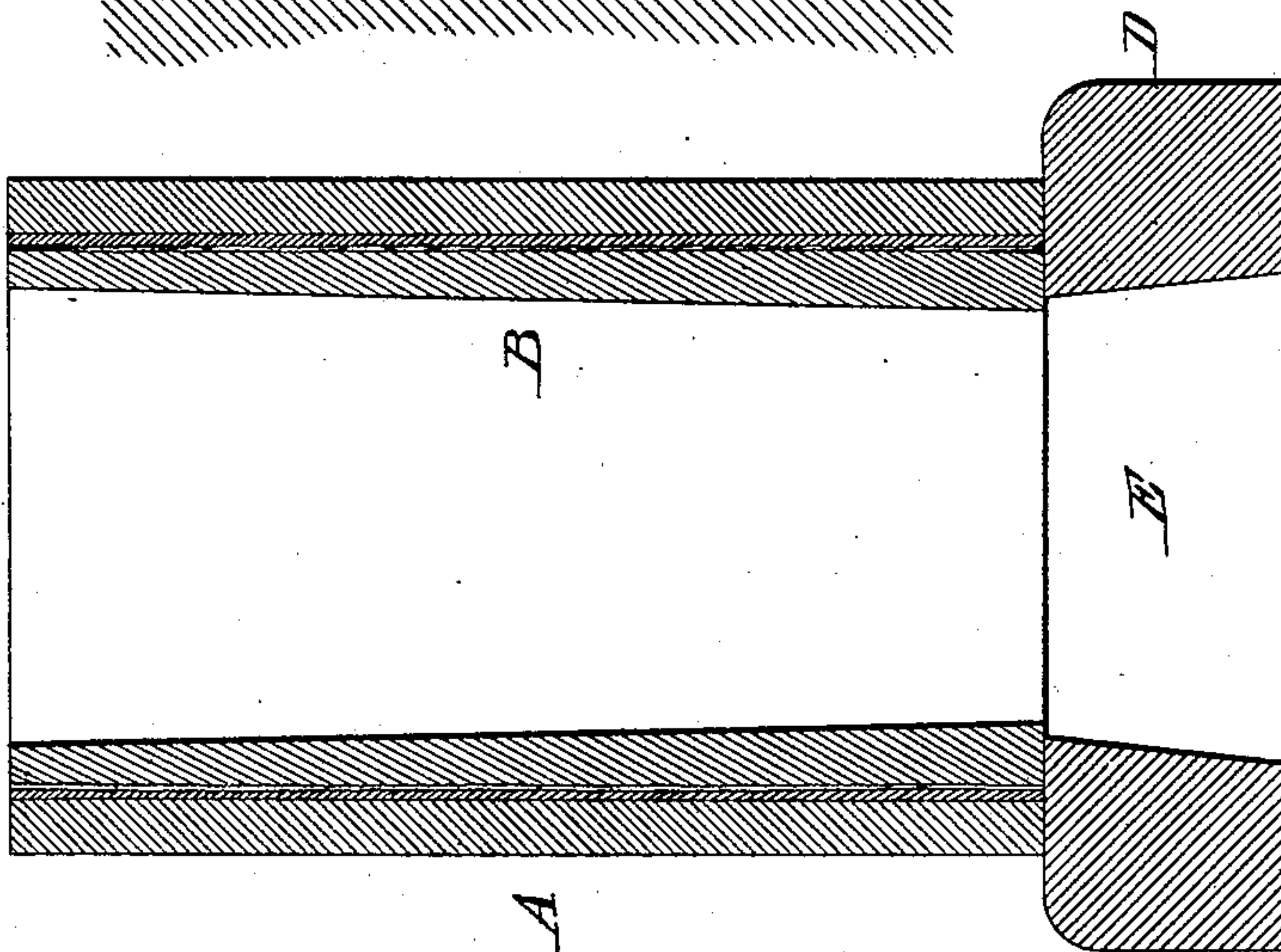
(No Model.)

3 Sheets—Sheet 3.

*Fig. 3a*



*Fig. 3*



Witnesses:

*Jas. F. Coleman*  
*Mo. Robt Taylor*

Inventor

*Thomas A Edison*  
*by Rye Edmunds & Co*  
Att'ys.



# UNITED STATES PATENT OFFICE.

THOMAS A. EDISON, OF LLEWELLYN PARK, NEW JERSEY.

## PROCESS OF DUPLICATING PHONOGRAMS.

SPECIFICATION forming part of Letters Patent No. 713,209, dated November 11, 1902.

Application filed March 5, 1898. Serial No. 672,650. (No specimens.)

*To all whom it may concern:*

Be it known that I, THOMAS A. EDISON, a citizen of the United States, residing at Llewellyn Park, in the county of Essex and State of New Jersey, have invented certain new and useful Improvements in Processes of Duplicating Phonograms, (Case No. 994,) of which the following is a specification.

The object I have in view is to produce a practical process for the duplication of phonographic records, whereby a practically unlimited number of duplicate phonographic records may be obtained which will be absolutely identical in every respect with the original record. Generally I propose to construct a suitable matrix, preferably in metal, and by its use to impress duplicate phonograms with a phonographic record thereon, such phonograms being preferably constructed of a material having a greater coefficient of expansion than the material of the matrix or mold.

By my process the duplicate phonogram or the surface thereof may be and preferably is constructed of a material too hard for the satisfactory cutting of an original record therein by the usual phonographic recorder, whereby the duplicate phonograms may be made more durable than it is possible to make original records; but the duplicate phonograms may obviously be made of a softer material.

My improved process can be carried out for the reproduction of phonographic records of any desired form, either flat disks or hollow cylinders; but it has been specially devised for use in connection with the duplication of records of the latter type. For the duplication of cylindrical phonographic records from a tubular matrix my improved process also provides for the effective removal of the finished duplicate from the matrix without injury to the record-surface of the former.

In carrying my process into effect I first construct a matrix carrying a negative representation of the record, which matrix can be produced by any of the known processes—as, for example, those indicated in my Patent No. 484,582, dated October 18, 1892. As I explained in this patent, an original phonographic record having a surface of the usual wax-like material is first secured and its sur-

face coated with a coating of conducting material in order to permit the original record to be electroplated. This conducting coating can be and preferably is applied by a process of vacuous deposit, as I described in my Patent No. 527,147, dated September 18, 1894, by placing the record in a vacuum-chamber in which a metal is vaporized by an electric arc produced between electrodes of the metal, the metallic vapor depositing as a thin uniform coating on the original record. I prefer to apply a preliminary coating by a process of vacuous deposit, for the reason that the highly-comminuted condition of the vaporized metal permits the coating to form as a uniform film, following accurately all the variations of the record, however minute. Instead of coating the original record with a vaporized metal it may be coated with a very thin layer of specially-prepared plumbago of exceedingly-great fineness, or instead thereof gold-leaf or silver salts reduced by chemical reagents to the metallic state may be used for the same purpose. Having thus applied a very thin preliminary coating to the original record, the latter is immersed in an electroplating bath and electroplated with a metal to the desired thickness, thereby forming a shell inclosing the original record, which shell carries on its bore an accurate negative representation of that record. Preferably this shell is suitably incased in a close-fitting cylindrical jacket, although if the electroplating is carried on long enough to form an electroplated coating of sufficient thickness a jacket need not be used. The original record is removed from the electroplated matrix obtained as described either before or after the jacket, if used, is applied to the shell. This removal of the original record can be effected either by dissolving or melting the wax-like material or by contracting the original record radially and removing it by a direct longitudinal movement. In the case of cylindrical phonographic records the resulting matrix will be a hollow metal cylinder or tube or one internally faced with metal carrying the phonographic record in relief upon its inner surface.

While I have indicated convenient and well-known methods for producing the ma-



trix, it will be obvious that the matrix can be obtained in any other way familiar to those skilled in the art.

Having obtained a suitable matrix carrying  
 5 a negative representation of the original phonographic record to be duplicated, I proceed with the duplication of the records as follows: The blanks which are to receive the duplicate records are preferably composed of a material having a higher coefficient of expansion  
 10 than that of the matrix or mold, and said blanks are made sufficiently thick to maintain their shape during and after the act of disengagement from the matrix, as will be explained. The blank under normal temperatures is of a diameter very slightly less than the bore of the matrix or mold, whereby the blank may be inserted in the same. After  
 15 the blank has been thus placed within the matrix or mold both the matrix and the blank contained therein are, or the blank alone is, brought to a higher temperature, whereby the blank will expand and will be brought into intimate contact with the record-surface of  
 20 the matrix or mold, whereby the negative record thereof will be impressed with absolute accuracy upon the surface of the blank. The expansion of the blank into this intimate engagement with the interior of the  
 25 matrix or mold may be effected in any suitable way, such as by maintaining the matrix or mold, with the blank contained therein, in a heated atmosphere. By making the blank of a material having a higher coefficient of  
 30 expansion than the matrix or mold the blank will be properly expanded to receive the impression of the record, notwithstanding the fact that both the blank and the matrix or mold may be subjected to the same temperature.  
 40

In order to facilitate the operation and make the resulting duplicate record somewhat sharper, I prefer to introduce a tapering mandrel within the blank after the blank  
 45 has been placed in the matrix or mold and heat applied to the blank, as explained, and to force the mandrel tightly within the blank after the latter has been expanded into engagement with the record, whereby the blank  
 50 will be further expanded mechanically into absolute intimacy with the record, after which the mandrel will be immediately withdrawn. With blanks made of sufficiently viscous material the entire expansion may be effected  
 55 mechanically by forcing a tapering mandrel within the same.

After the blank has been expanded, so as to receive the impression of the matrix or mold, it is removed by first shrinking it radially in any suitable way, as in a refrigerating-chamber, and by then withdrawing the resulting duplicate record by a direct longitudinal movement. Owing to the shallowness  
 60 of the phonographic-record groove this radial shrinkage of the duplicate record effects a sufficient separation of the surfaces of the

matrix and of the duplicate record to prevent injury to the surface of the duplicate record due to any longitudinal contraction thereof.

I find that by the process above described,  
 70 and particularly when a matrix or mold is obtained by a process of vacuous deposit, as explained, duplicate phonographic records can be obtained which will be accurate reproductions of the original records and be free  
 75 from extraneous noises and wherein the quality and intensity of the original vibrations will be reproduced with absolute faithfulness. I find, moreover, that since by this process there is little or no wear upon the matrix or  
 80 mold a practically unlimited number of duplicates may be obtained from a single matrix or mold.

The degree of heat necessary to properly expand the blank will depend largely upon  
 85 the material of which the blank is formed and upon the closeness of fit of the blank when inserted within the matrix or mold. For the same reasons the extent of the reduction of temperature in chilling and shrinking  
 90 the duplicate record will vary to a considerable extent.

The invention is illustrated in the accompanying drawings for convenience in connection with a cylindrical phonogram.  
 95

In the drawings, Figure 1 is a sectional view showing a matrix or mold with a blank introduced therein prior to the expansion of the blank into engagement with the record-surface of the matrix; Fig. 1<sup>a</sup>, a section  
 100 through a part of the walls of the blank and matrix very greatly enlarged; Fig. 2, a view similar to Fig. 1, showing the blank expanded into engagement with the matrix and illustrating also a tapered mandrel forced into  
 105 the blank; Fig. 2<sup>a</sup>, a view corresponding to Fig. 1<sup>a</sup>, showing a part of the walls of the matrix, blank, and mandrel of Fig. 2, very greatly enlarged; Fig. 3, a view corresponding to Figs. 1 and 2 with the tapered mandrel  
 110 removed and illustrating the formed duplicate as having been contracted radially preparatory to being removed from the blank by a direct longitudinal movement; and Fig. 3<sup>a</sup>, a section, very greatly enlarged, corresponding  
 115 to Figs. 1<sup>a</sup> and 2<sup>a</sup> and illustrating the relative relation between the duplicate and matrix prior to the removal of the former.

In the views corresponding parts are represented by the same letters of reference.  
 120

A represents the matrix or mold, carrying on its bore a negative representation of the record to be reproduced.

B represents the blank to be duplicated, which is preferably provided with a tapered  
 125 bore, as is now common, and which is of sufficient thickness to maintain its shape during and after the act of disengagement from the matrix. This blank is turned down so that it may be inserted within the matrix or mold with  
 130 a close fit, as shown in Figs. 1 and 1<sup>a</sup>. The blank to be duplicated may be and prefer-



ably is of a harder material than can be practically or satisfactorily engraved, indented, or cut by a phonographic recorder, whereby the duplicate phonographic records will be  
 5 more durable than could be obtained in the first instance by the operation of a recording or indenting device actuated directly by the sound-waves. These blanks may therefore be made of a relatively hard material, such as  
 10 asphalt, or of stearic acid or stearate of soda mixed with varying proportions of fine precipitates—such as chalk, slaked lime, or lamp-black—or waxes or resins may be used, such as sealing-wax or shellac mixed with fine  
 15 precipitates, like chalk, or polished ebonite, vulcanized hard rubber, or celluloid may be used, or glue may be employed either alone or mixed with precipitates, such as chalk.

C, Figs. 2 and 2<sup>a</sup>, represents a tapered mandrel, which may be inserted within the blank B.

D represents a support for the matrix or mold and for the blank within the same, said support having an opening E therein, whereby the mandrel C may be moved longitudinally within the blank.

In carrying out the process I first introduce the blank within the matrix with as close a fit as practical, as shown in Figs. 1 and 1<sup>a</sup>, after which the mandrel C is inserted within  
 30 the blank. These parts are then subjected to heat, such as by being maintained in a heated atmosphere, whereby the blank will, by reason of its greater coefficient of expansion than the matrix or mold, be expanded  
 35 into intimate contact with the record-surface of the latter, and an impression of such record will be accurately received on the blank. When the blank has been thus expanded into engagement with the matrix or mold, the  
 40 mandrel C is forced tightly within the blank, so as to further expand it mechanically, whereby the blank will be forced into absolute intimacy with the record, and an impression will be received on the blank which will  
 45 be clear, sharp, and an absolutely faithful reproduction of the original record. After the mandrel has been forced within the blank it is immediately withdrawn, and the blank is then chilled in any suitable way, such as  
 50 by placing the matrix, with the blank contained therein, in a refrigerating-chamber. In this way the blank or duplicate will shrink or contract radially, as shown in Figs. 3 and 3<sup>a</sup>, sufficiently to be removed from the matrix  
 55 or mold by a direct longitudinal movement. Owing to the extreme shallowness of the phonographic-record groove, a sufficient radial separation between the resulting duplicate and the matrix or mold will take place to  
 60 prevent any longitudinal contraction of the duplicate from injuring the record-surface thereof.

Having now described my invention, what I claim as new, and desire to secure by Letters  
 65 Patent, is as follows:

1. The process of duplicating sound-records

that consists in impressing a plastic record-tablet against a suitable matrix by its own expansive force.

2. The method of producing hollow cylindrical phonograms, which consists in obtaining a mold having a reverse phonogram-record on the inner wall of a cylindrical opening, forming a hollow cylindrical plastic phonogram within said mold, releasing the  
 75 phonogram from the mold by a radial contraction of the phonogram sufficient to entirely clear the surfaces, and removing the phonogram from the mold by direct longitudinal movement.  
 80

3. The method of producing hollow cylindrical phonograms which consists in obtaining a mold having a reverse phonogram-record on the inner wall of a cylindrical opening, forming a hollow cylindrical plastic phonogram within said mold, releasing the phonogram from the mold by a reduction in temperature sufficient to entirely clear the surfaces, and removing the phonogram from the mold by direct longitudinal movement.  
 85  
 90

4. The method of producing phonograph-cylinders which consists in placing within a hollow cylindrical record mold or matrix, a hollow cylindrical phonograph-blank of sufficient thickness to maintain its shape during  
 95 and after its engagement with the matrix, outwardly expanding such blank against said matrix, disengaging the impressed record-cylinder from the matrix, and withdrawing said record-cylinder from the matrix by direct longitudinal movement.  
 100

5. The method of producing phonograms which consists in placing within a hollow cylindrical record-matrix a hollow cylindrical phonograph-blank of sufficient thickness to  
 105 maintain its form under normal conditions, softening said blank by heat and expanding the same while heated so as to take the record from the matrix, shrinking the phonogram so made by change of temperature, and withdrawing the same from the matrix by direct longitudinal movement.  
 110

6. The method of producing phonograms which consists in placing within a hollow matrix a hollow body of plastic material, said  
 115 body being a cylinder on its outer surface and having a tapering central longitudinal aperture, softening said body by heat and expanding it into the matrix by the longitudinal movement of a tapering plunger within the  
 120 plastic body, shrinking the plastic material and withdrawing it from the matrix by direct longitudinal movement.

7. The process of duplicating phonograms having a phonographic record thereon, which  
 125 consists in forming a matrix or mold wherein the original record will be reproduced in relief, in loosely engaging a blank phonogram with said matrix, and in finally intimately engaging the blank phonogram with said matrix  
 130 or mold by changes in temperature, substantially as set forth.



8. The process of duplicating phonograms having a phonographic record thereon, which consists in depositing a metal on said phonogram to form a matrix or mold wherein the original record will be reproduced in relief, and in intimately engaging a blank phonogram with the said matrix or mold by a change in temperature, substantially as set forth.

9. The process of duplicating cylindrical phonograms having a phonographic record thereon, which consists in depositing a metal on said phonogram to form a matrix or mold wherein the original record will be reproduced in relief, in inserting the continuous cylindrical blank to be reproduced within said matrix or mold, in expanding the blank into intimate engagement with the record in relief carried by the bore of said matrix or mold, the cylindrical blank being sufficiently thick to maintain its shape during and after the act of disengagement from the matrix, and finally removing the cylinder by direct longitudinal movement, substantially as set forth.

10. The process of duplicating cylindrical phonograms having a phonographic record thereon, which consists in depositing a metal upon the original phonogram so as to form a matrix or mold, in inserting the blank to be reproduced within said matrix or mold, in expanding the blank into intimate engagement with the record in relief carried by the bore of said matrix or mold, in finally shrinking the blank to disengage it from the matrix or mold, the cylindrical blank being made sufficiently thick to maintain its shape during and after the act of disengagement from the matrix, and finally removing the cylinder by direct longitudinal movement, substantially as set forth.

11. The process of duplicating cylindrical phonograms having a phonographic record thereon, which consists in depositing a metal on said phonogram to form a matrix or mold wherein the original record will be reproduced in relief, in inserting the blank to be reproduced within said matrix or mold, in heating the blank, whereby the same will be expanded into engagement with the record in relief carried by the bore of said matrix or mold, and in finally subjecting the expanded blank to pressure to more intimately engage it with said record, substantially as set forth.

12. The process of duplicating cylindrical phonograms having a phonographic record thereon, which consists in depositing a metal on said phonogram to form a matrix or mold wherein the original record will be reproduced in relief, in inserting the blank to be reproduced within said matrix or mold, in heating the blank, whereby the same will be expanded into engagement with the record in relief carried by the bore of said matrix or mold, in subjecting the expanded blank to pressure to more intimately engage it with such record, and in finally chilling the blank to re-

move it from the matrix or mold, substantially as set forth.

13. The process of duplicating cylindrical phonograms having a phonographic record thereon, which consists in depositing a metal upon the original phonogram to form a matrix or mold, in covering said matrix or mold with a metal backing, in introducing the continuous cylindrical phonogram to be reproduced within said matrix or mold, in expanding said phonogram into intimate engagement with the record in relief carried by the bore of said matrix or mold, the cylindrical blank being made sufficiently thick to maintain its shape during and after the act of disengagement from the matrix, and finally removing the cylinder by direct longitudinal movement, substantially as set forth.

14. The method of producing phonograms, which consists in securing a hollow metallic mold or shell containing the reverse record, placing in said mold an expansible blank sufficiently thick to maintain its shape during and after its removal from the mold, expanding both by heat, impressing the record in the blank, contracting the phonogram so made by the withdrawal of heat, and removing the phonogram from the mold by a direct longitudinal movement, substantially as set forth.

15. The process of duplicating cylindrical phonograms having a phonographic record thereon, which consists in depositing a metal upon the original phonogram so as to form a matrix or mold, in inserting within said matrix or mold a blank to be reproduced made of a material having a higher coefficient of expansion than said matrix or mold, and in heating the blank and matrix carried thereby, whereby the blank will be expanded into intimate engagement with the record in relief carried by the bore of said matrix or mold, substantially as set forth.

16. The process of duplicating cylindrical phonograms having a phonographic record thereon, which consists in depositing in a vacuum a metal vapor upon the original phonogram, electroplating a metal thereon so as to form a matrix or mold, in inserting the continuous cylindrical blank to be reproduced within said matrix or mold, in expanding the blank into intimate engagement with the record in relief carried by the bore of said matrix or mold, the cylindrical blank being made sufficiently thick to maintain its shape during and after the act of disengagement from the matrix, and finally removing the cylinder by direct longitudinal movement, substantially as set forth.

17. The method of producing record-cylinders for phonographs, which consists in first forming a record on a cylinder of wax or other relatively soft material, rendering the surface of the wax cylinder electrically conductive, and electrolytically depositing metal thereon forming a matrix, and then outwardly

expanding under pressure within the matrix  
a cylinder or tube of softened material suffi-  
ciently thick to maintain its shape during  
and after the act of disengagement from the  
5 matrix, and finally removing the cylinder or  
tube by direct longitudinal movement.

18. The herein-described process of mold-  
ing sound-records in celluloid, which consists  
of softening a celluloid tablet and then fore-

ing the same against a suitable matrix by its  
own expansive force, substantially as de-  
scribed.

This specification signed and witnessed this  
21st day of February, 1898.

THOMAS A. EDISON.

Witnesses:

J. F. RANDOLPH,  
RICHD. N. DYER.