

No. 712,189.

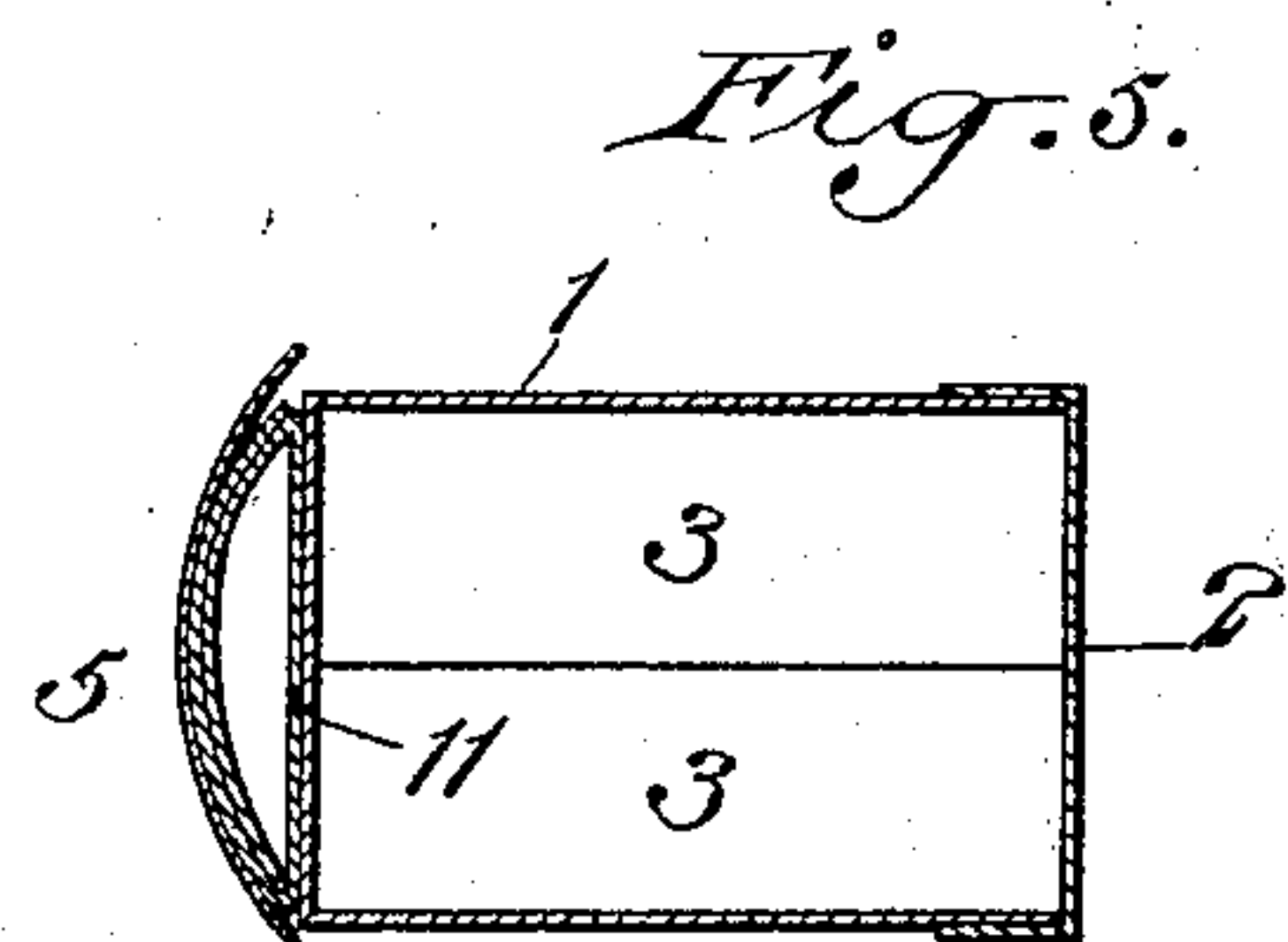
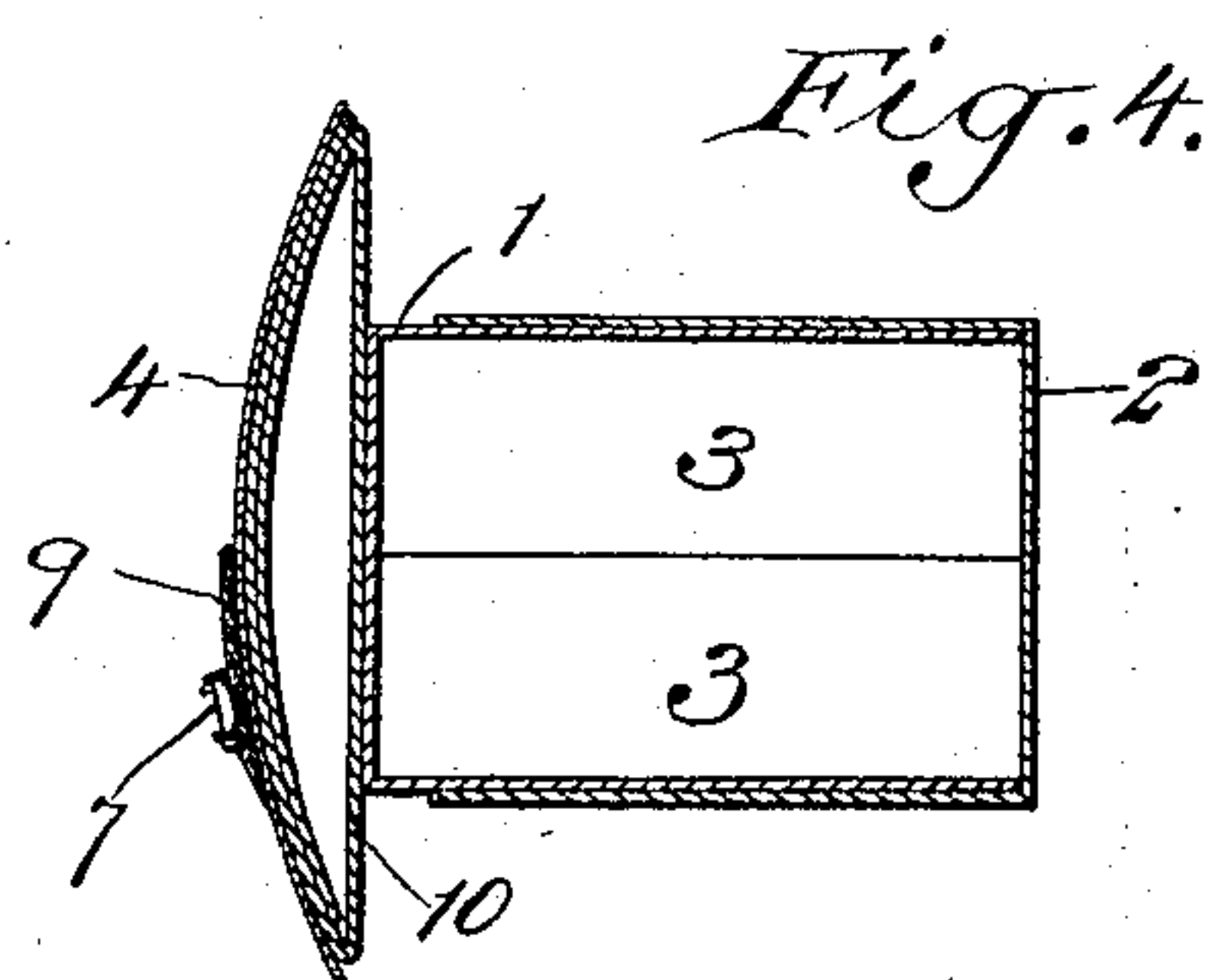
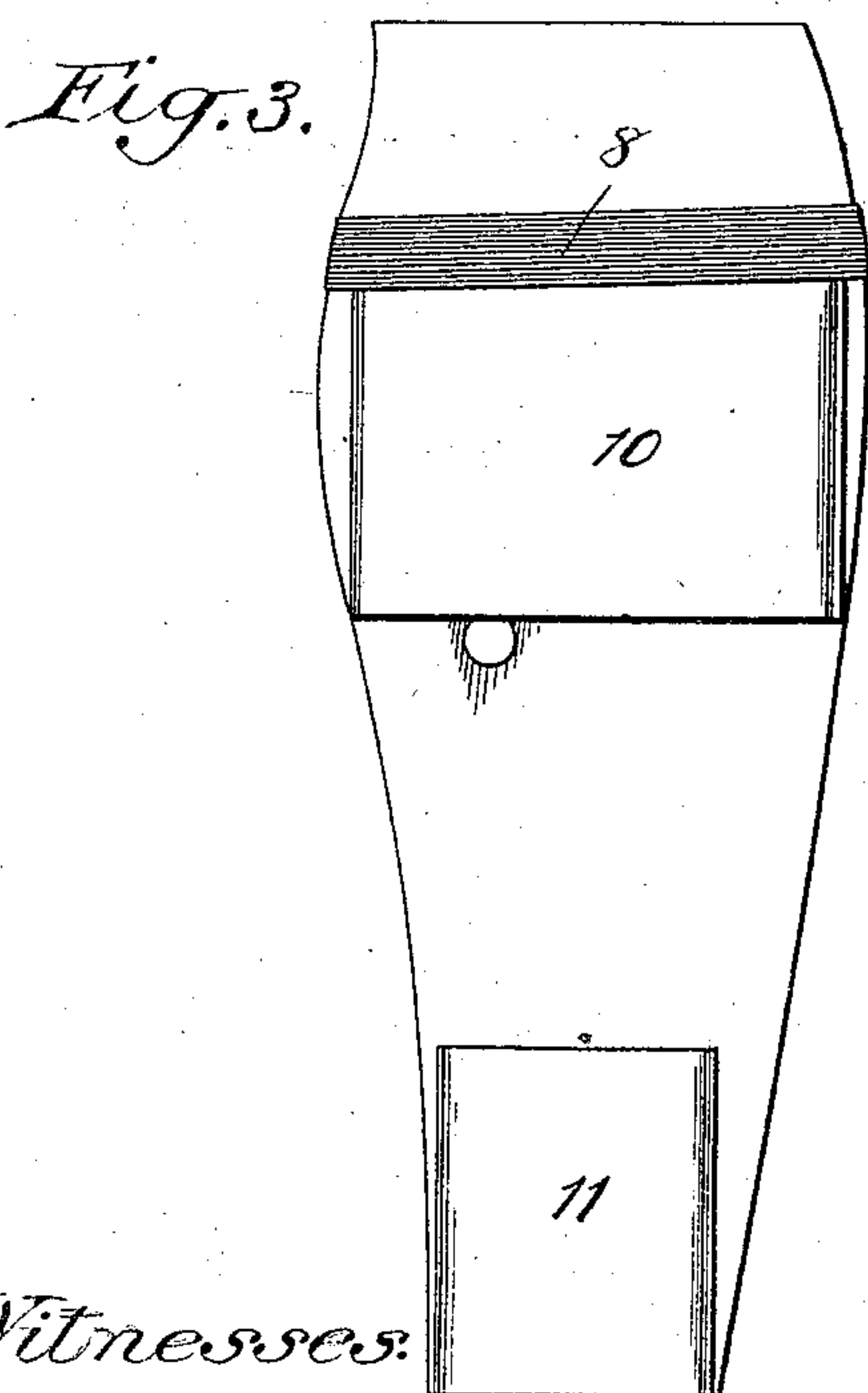
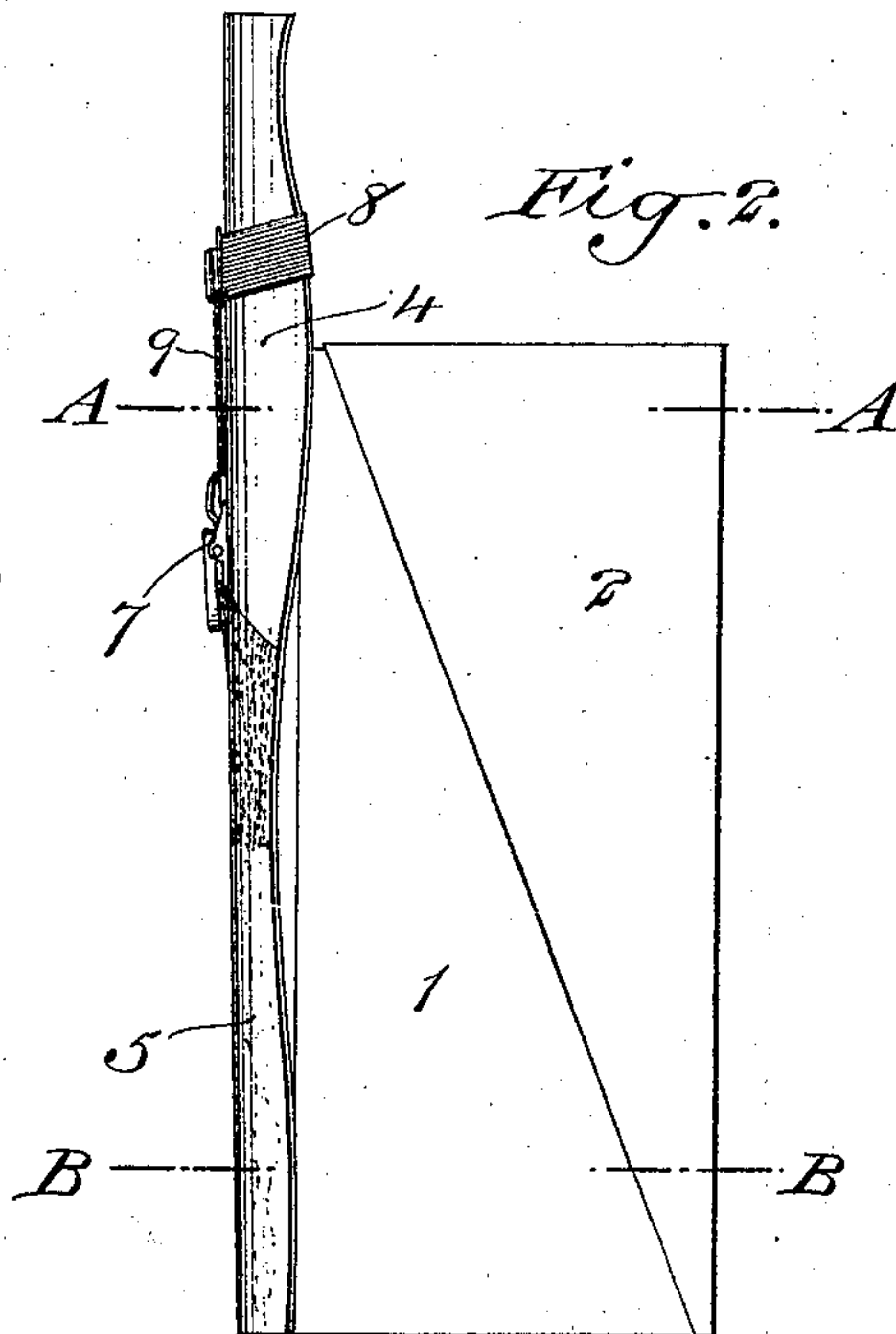
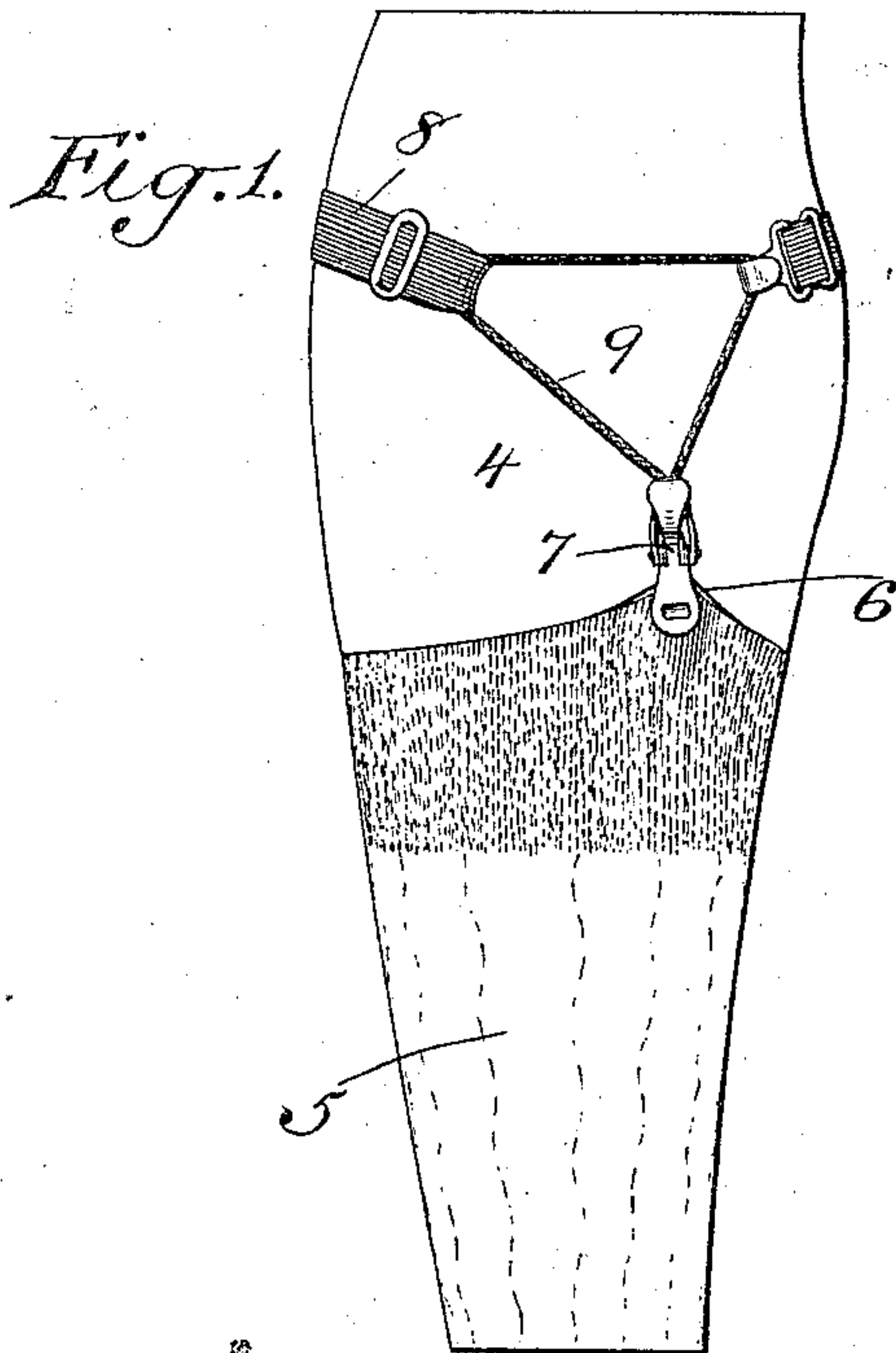
Patented Oct. 28, 1902.

E. GUTMANN.

ARTICLE DISPLAY DEVICE.

(Application filed July 22, 1902.)

(No Model.)



Witnesses:  
George Barry Jr.  
Henry Schme

Inventor:-  
Emil Gutmann  
by attorneys  
Brown & Seward



# UNITED STATES PATENT OFFICE.

EMIL GUTMANN, OF NEW YORK, N. Y.

## ARTICLE-DISPLAY DEVICE.

SPECIFICATION forming part of Letters Patent No. 712,189, dated October 28, 1902.

Application filed July 22, 1902. Serial No. 116,484. (No model.)

*To all whom it may concern:*

Be it known that I, EMIL GUTMANN, a citizen of the United States, and a resident of the borough of Manhattan, in the city and State of New York, have invented a new and useful Article-Display Device, of which the following is a specification.

My invention consists of an article-display device, and has for its object to provide a device of the above character which is fitted to display the contents of the box to which the device is attached.

A further object is to provide a device of the above character in which a garter is displayed by the device in its operative position, the said device comprising a card attached to the front of a box containing garter-packages, the said card being shaped and ornamented to represent a leg, a slit being formed in the card to permit the garter-clasp to be engaged therewith to display the garter in its operative position.

A practical embodiment of my invention is represented in the accompanying drawings, in which—

Figure 1 represents the display device in front elevation. Fig. 2 is a side view of the same. Fig. 3 is a rear view of the card which represents the leg upon which the garter is displayed. Fig. 4 is a transverse section taken in the plane of the line A A of Fig. 2, and Fig. 5 is a transverse section taken in the plane of the line B B of Fig. 2.

The box for containing the garter-packages is denoted by 1, and it is provided with a suitable cover 2, the cover in the present instance being so constructed as to permit it to be removed without disturbing the box. The garter-packages within the box are denoted by 3.

The face of the card 4 is ornamented to represent a portion of a sock 5, and a slit 6 is formed through the card along the upper edge of the representation of the sock for permitting the engagement of the card at this point by the clamp 7 of the garter, the strap 8 of the garter being passed around the card above the slit 6 therein.

The usual cord 9 of the garter connects the clasp 7 with the strap 8.

The card 4 is permanently secured to the front of the box 1.

The card 4 is preferably bent transversely into curved form to add to the display effect of the device, and the card is held in its curved form by means of one or more braces, which braces also serve to secure the card to the front of the box.

In the present instance I have shown the card as provided with an upper brace 10 and a lower brace 11, each of which braces comprises a curved portion permanently secured to the back of the card 4 and a straight portion connecting the ends of the curved portion, which straight portion may be permanently secured to the front of the box.

It will thus be seen that the braces 10 and 11 not only serve to hold the card in its transversely-curved position, but also serve as means for securing the card to the front of the box.

The display device as above constructed may be utilized for displaying a sample of the style and quality of the garters contained within the packages 3 within the box and at the same time serve to display the article in its operative position. Furthermore, this device serves to present an attractive front for the box containing the garters.

What I claim is—

1. An article-display device comprising a box for containing the articles, a sheet for displaying a sample of the articles contained within the box and means for permanently securing the sheet to the box, substantially as set forth.

2. A display device comprising a box for containing garter-packages, a card formed and ornamented to support and display a sample of the garters contained within the box and means for permanently securing the card to the box, substantially as set forth.

3. An article-display device comprising a card cut to represent a leg and ornamented by a representation of a sock, the said card having a slit therein along the edge of the representation of the sock for the attachment of a garter-clasp thereto, the said card being shaped to display the garter in its operative position, substantially as set forth.

4. A display device comprising a box, a card for displaying a sample of the articles contained within the box, said card being curved transversely and means for permanently hold-

ing the card in its curved position and securing it to the box, substantially as set forth.

5. A display device comprising a box, a card for displaying a sample of the articles contained within the box, said card being curved transversely, means for permanently holding the card in its curved position and securing it to the box, comprising a brace having a curved portion secured to the back of the card and a straight portion connecting the end of the

curved portion, which straight portion is secured to the box, substantially as set forth.

In testimony that I claim the foregoing as my invention I have signed my name, in presence of two witnesses, this 18th day of July, 1902.

EMIL GUTMANN.

Witnesses:

FREDK. HAYNES,  
HENRY THIEME.