

No. 711,390.

Patented Oct. 14, 1902.

W. E. EMERY.
COLLAR BUTTON FASTENER.

(Application filed Jan. 9, 1902.)

(No Model.)

Fig. 1.

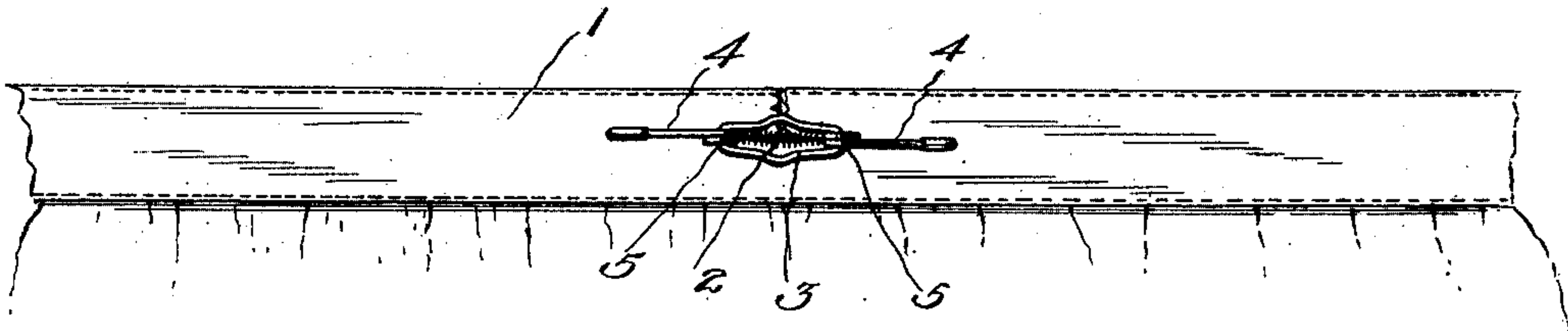


Fig. 2.

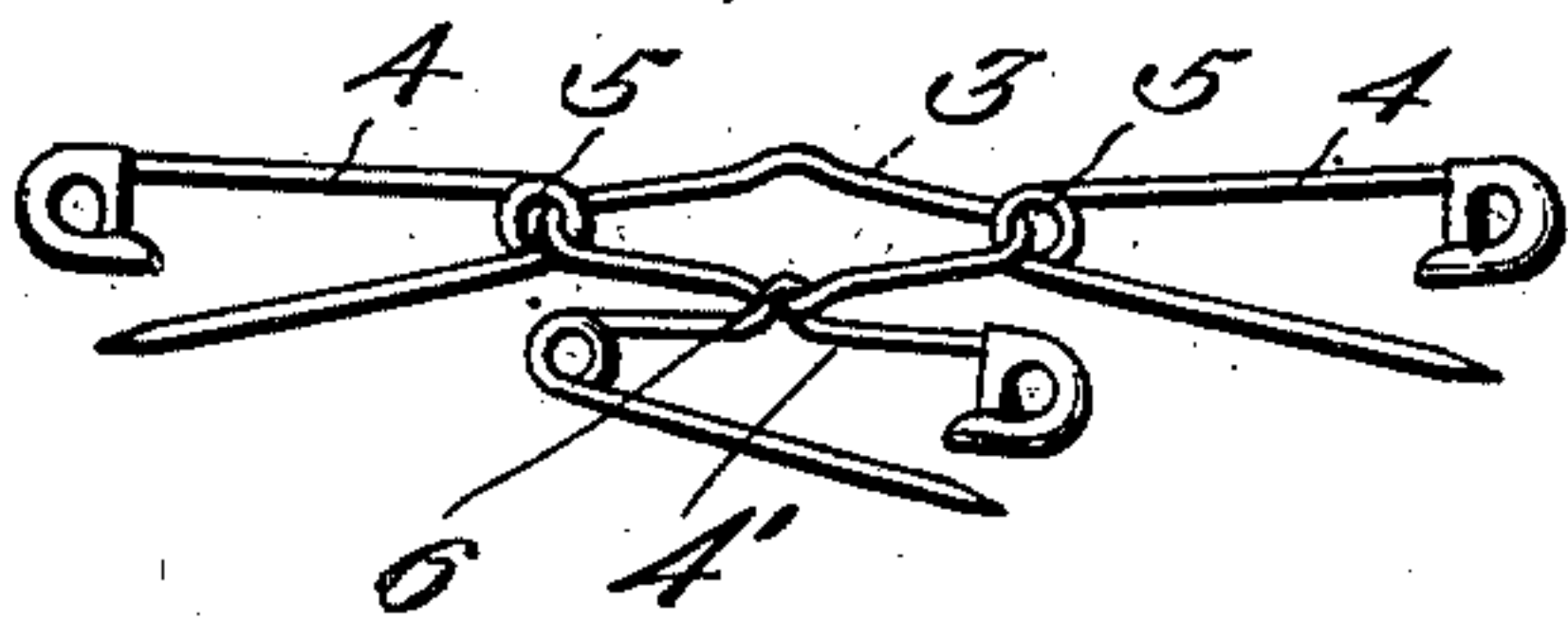


Fig. 3.




Fig. 4.

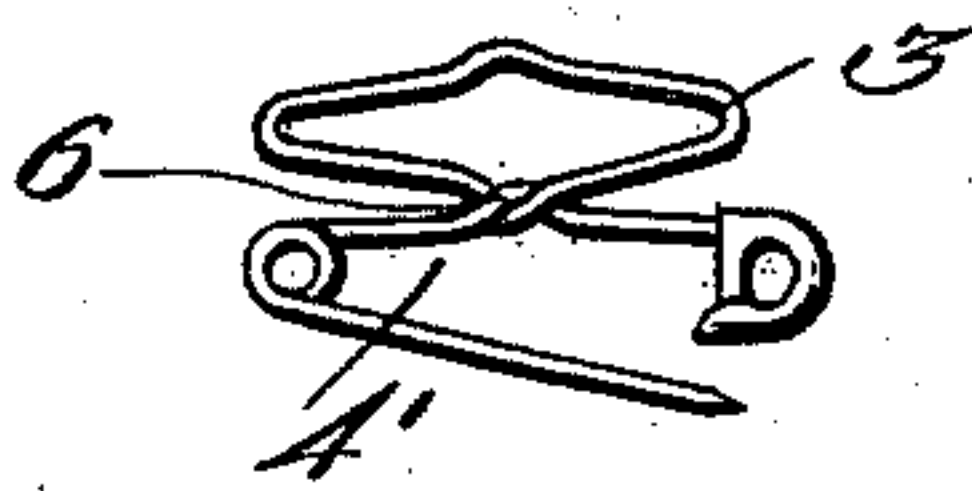



Fig. 5.



Inventor

Walter E. Emery

Witnesses

E. Hunt
J. E. Billson

By

A. R. Wilson & Co

Attorneys

UNITED STATES PATENT OFFICE.

WALTER E. EMERY, OF WEST CHICAGO, ILLINOIS.

COLLAR-BUTTON FASTENER.

SPECIFICATION forming part of Letters Patent No. 711,390, dated October 14, 1902.

Application filed January 9, 1902. Serial No. 89,046. (No model.)

To all whom it may concern:

Be it known that I, WALTER E. EMERY, a citizen of the United States, residing at West Chicago, in the county of Dupage and State of Illinois, have invented certain new and useful Improvements in Collar-Button Fasteners; and I do declare the following to be a full, clear, and exact description of the invention, such as will enable others skilled in the art to which it appertains to make and use the same.

This invention relates to means for fastening a collar-button in place upon the neckband of a shirt or shirt-waist when the wall of the buttonhole breaks or becomes unduly enlarged, so that the hole will no longer hold or retain the button or stud in its proper position.

The object of the invention is to provide a button-holder which is simple, cheap, and durable, efficient for the purpose stated, and easy to apply and remove, and, further, to provide a holder of this character which permits of the easy insertion of the button therein and its removal therefrom and which may be used also where no buttonhole is provided.

It is well known that through accident or undue strain the buttonholes in the collar-bands of shirts and shirt-waists frequently break out or become enlarged, so that they will not retain the button which holds the ends of the collar secured. When this occurs, the shirt, although otherwise perfectly good, must be discarded or a new neckband applied, occasioning loss or inconvenience. The purpose of the present invention is to obviate this waste or annoyance by the provision of a device which may be permanently or temporarily used, as desired, to take the place of the buttonhole, thereby permitting of the immediate use of a shirt so damaged when occasion requires.

In the accompanying drawings, illustrating the invention, Figure 1 is a front view of a collar-band, showing the application of the device thereto. Figs. 2, 3, 4, and 5 are views showing modifications in the attaching means.

Referring now more particularly to the drawings, 1 represents the neckband of a shirt or shirt-waist, which is provided, as shown, with the buttonhole 2, the upper strip of the wall of which is represented as being

broken through, so as to be no longer capable of retaining the collar-button in place.

In carrying my invention into practice I provide a button-holding link or loop 3, formed of wire or other suitable material and adapted to be fastened to the band in front of the buttonhole to serve as a substitute therefor in receiving and holding the button. This loop or link is movably fastened to the band by one or more ordinary safety-pins 4, although any other suitable fastening means may be employed. In Fig. 1 the ends of the link are shown as movably fitted in the eyes 5 of a pair of safety-pins, between which the link is located, which pins are fastened to the collar-band on opposite sides of the buttonhole. The movable connection of the link with the safety-pins or fastenings permits the link to accommodate itself to the movements of the neck and collar, thereby making the fastening comfortable to the wearer. The movable or hinge connection of the link also permits said link to be swung outward when one of the safety-pins is unfastened for the insertion or removal of the button. In Fig. 2 a third safety-pin 4' is shown as employed in addition to the pair of pins 4 to fasten the link. The rigid arm of the pin 4' is formed with a loop 6 to engage the lower arm of the link; but this construction is not essential, as a ring may be substituted for the loop. The pin 4' need not be used under ordinary conditions of service. In Fig. 3 the link is shown fastened by one of the pins 4, while Fig. 4 shows it fastened by the pin 4' alone. In Fig. 5 the end of the link instead of engaging the eye 5 is connected with said eye by a ring 7. It will thus be seen that any number of the fastening-pins may be employed and that in each case the link is movably connected with the fastening, so that it may yield with the collar-band and may be swung outward to permit of the convenient insertion and removal of the button.

The link 3 is preferably of the form shown, having its opening enlarged at the center and tapered toward each end and unbroken or uninterrupted from one end to the other, as this form permits of the ready application of the link to the button and a freer movement of the link on its fastening pin or support.

From the foregoing description, taken in connection with the accompanying drawings, the construction, mode of operation, and advantages of the invention will be readily understood without requiring a more extended explanation.

Various changes in the form, proportion, and details of construction may be made within the scope of the invention without departing from the spirit or sacrificing any of the advantages thereof.

Having thus described my invention, what I claim, and desire to secure by Letters Patent, is—

15 1. In a collar-button holder, the combination of pins adapted to be fastened to the collar-band on opposite sides of the button-hole, and a loop linked to the pins and adapt-

ed to hold the button, substantially as set forth. 25

2. The combination with a fastening; of a link or loop having a pivotal connection with the fastening to swing thereon, said link having its opening enlarged at the center and tapered toward each end and unbroken or un- 25 interrupted from one end to the other of the link, substantially as and for the purpose set forth.

In testimony whereof I have hereunto set my hand in presence of two subscribing witnesses. 30

WALTER E. EMERY.

Witnesses:

J. H. CREAGER,
JAMES U. CARR.