

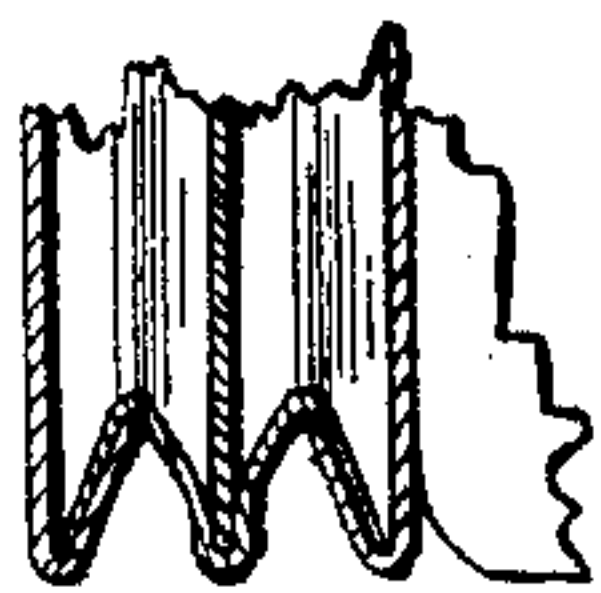

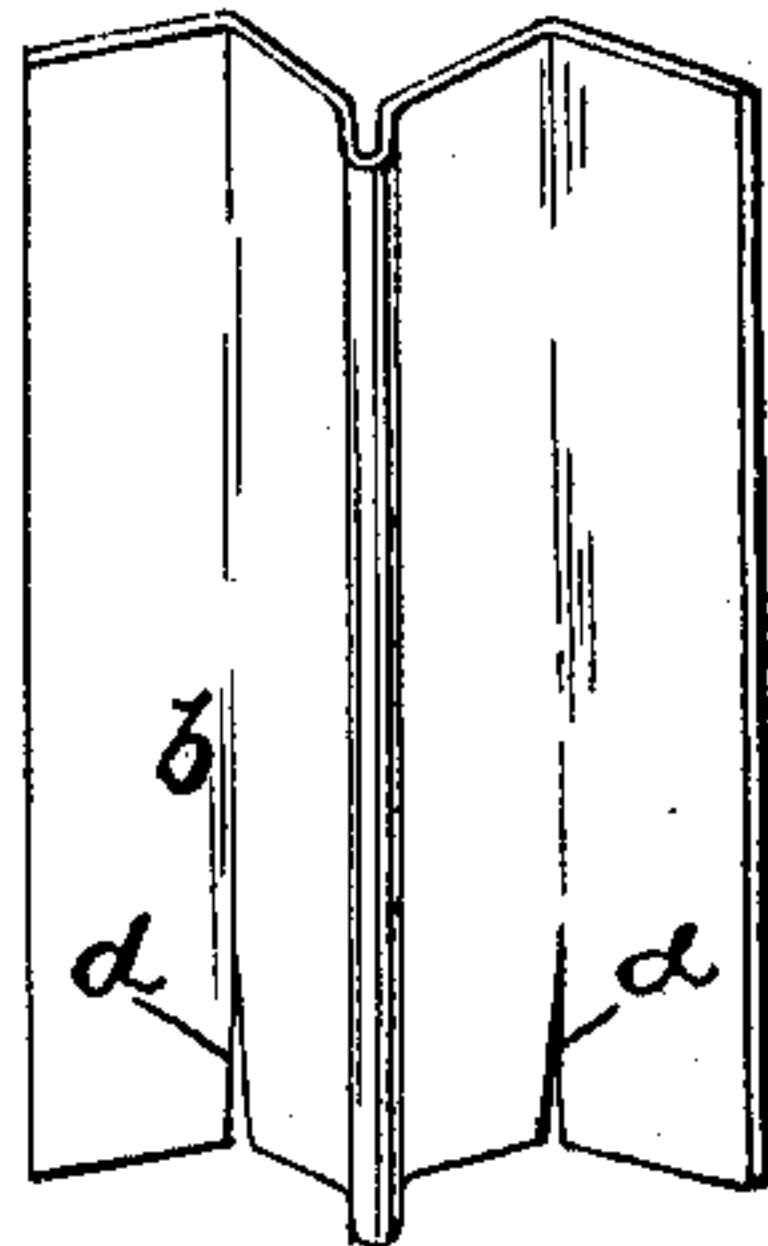
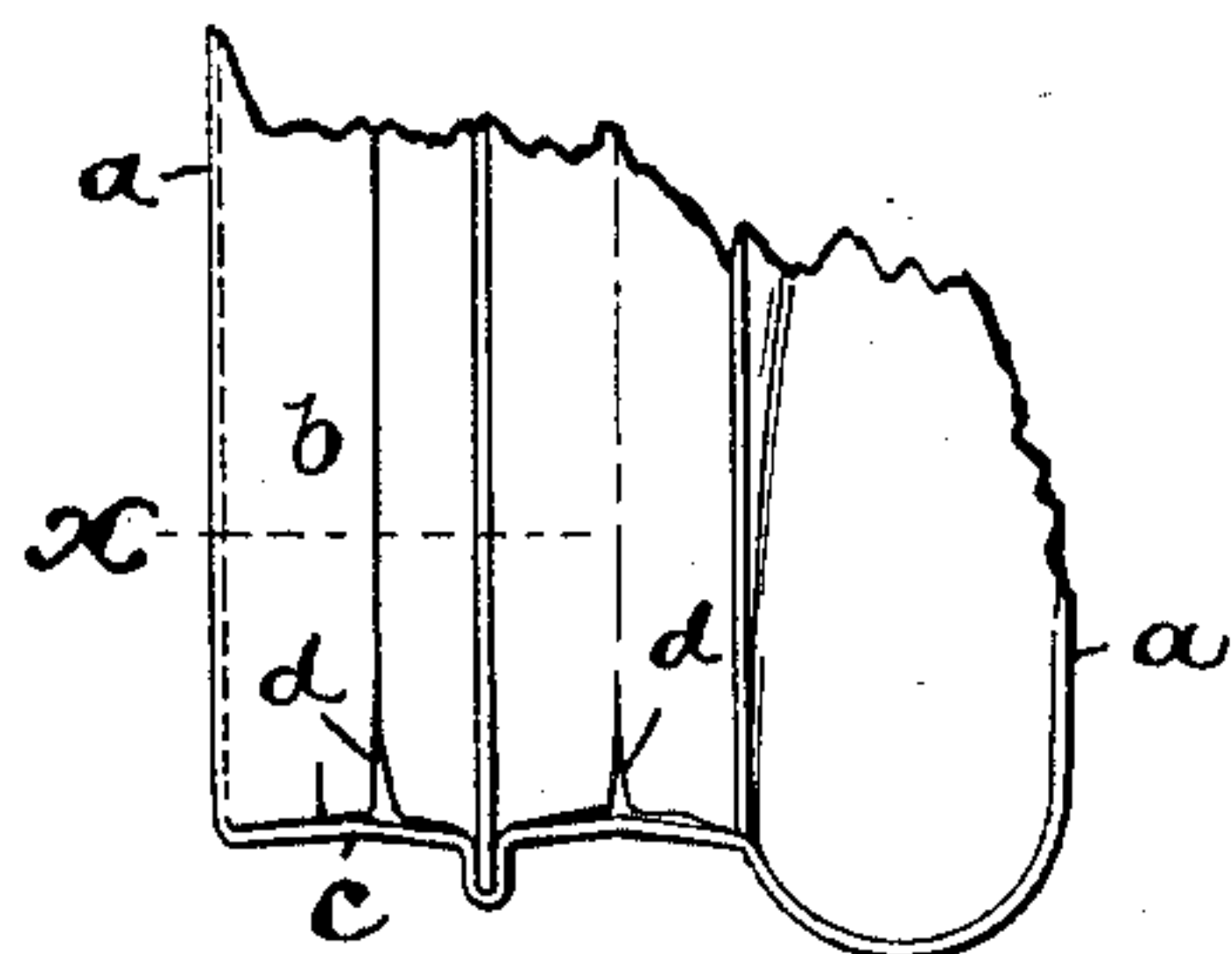
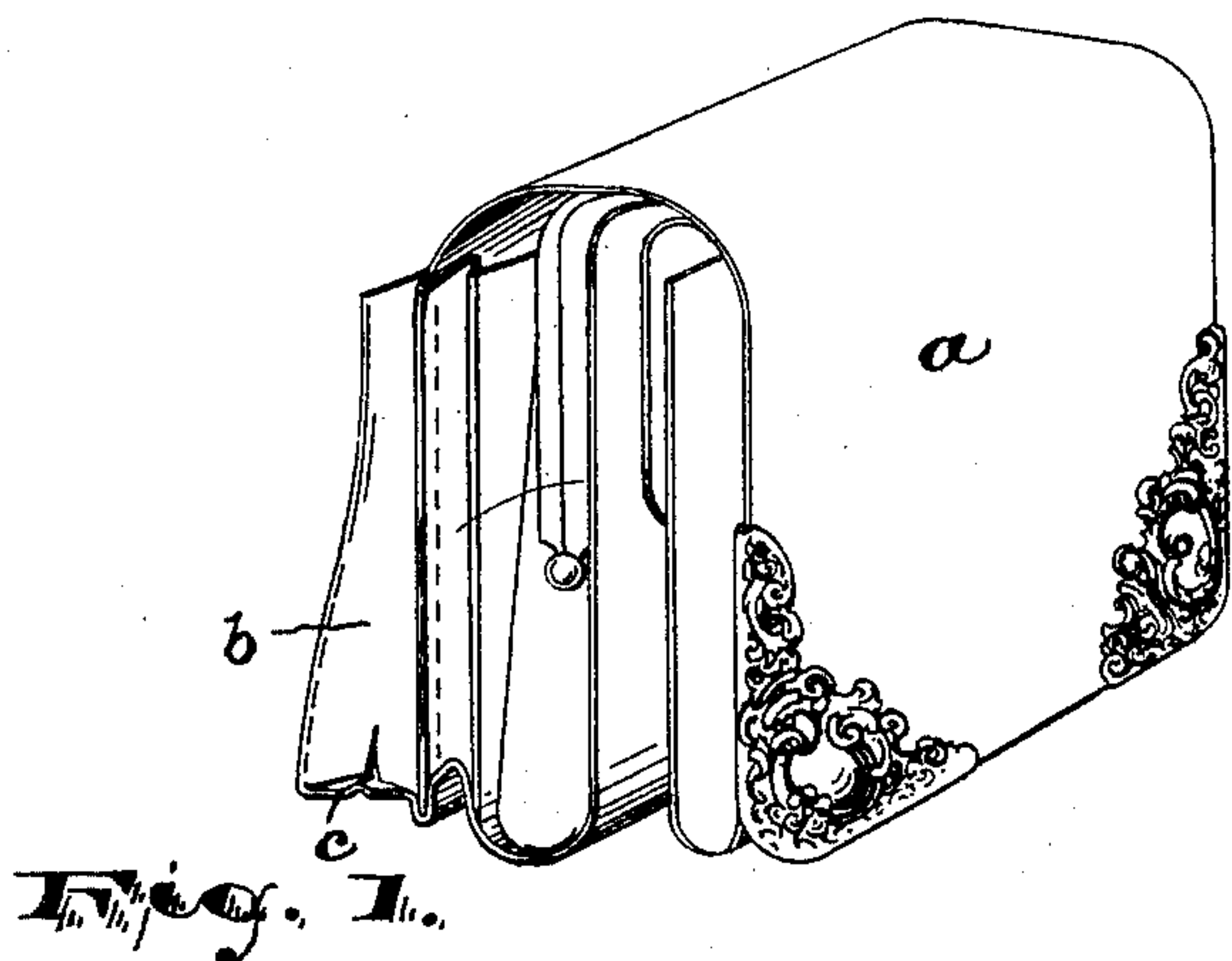
No. 711,156.

Patented Oct. 14, 1902.

J. GOERK.  
POCKET BOOK.

(Application filed Apr. 7, 1902.)

(No Model.)



WITNESSES:

Henry Krug  
C. B. Pitney.

Fig. 5.

Jacob Goerk,

BY

Drake & Co.  
ATTORNEYS.

INVENTOR

# UNITED STATES PATENT OFFICE.

JACOB GOERK, OF IRVINGTON, NEW JERSEY.

## POCKET-BOOK.

SPECIFICATION forming part of Letters Patent No. 711,156, dated October 14, 1902.

Application filed April 7, 1902. Serial No. 101,682. (No model.)

*To all whom it may concern:*

Be it known that I, JACOB GOERK, a citizen of the United States, residing at Irvington, in the county of Essex and State of New Jersey, have invented certain new and useful Improvements in Pocket-Books; and I do hereby declare the following to be a full, clear, and exact description of the invention, such as will enable others skilled in the art to which it ap-  
10 pertains to make and use the same, reference being had to the accompanying drawings, and to letters of reference marked thereon, which form a part of this specification.

The objects of this invention are to reduce  
15 the cost of construction, to provide a pocket-book which will be less bulky and unsightly, especially at the corner folds, and to secure other advantages and results, some of which may be referred to hereinafter in connection  
20 with the description of the working parts.

The invention consists in the improved pocket-book, card-case, portfolio, or like article and in the arrangements and combinations of parts of the same, all substantially as  
25 will be hereinafter set forth and finally embraced in the clauses of the claim.

Referring to the accompanying drawings, in which like letters of reference indicate corresponding parts in each of the several figures, Figure 1 is a perspective view of a  
30 pocket-book embodying my invention. Fig. 2 is a detail view showing the corner folds distended to illustrate more clearly the invention. Fig. 3 is a section taken at line *x*  
35 of Fig. 2; and Fig. 4 is a detail perspective view of a side gusset, showing certain slits at the lower edge to receive the folds of the lower gusset, as will be hereinafter more fully explained.

In said drawings, *a* indicates the body of the pocket-book, which may be of any ordinary construction and be provided at the sides or ends with side gussets *b*, adapted to  
40 be folded after the fashion of accordion-plaiting.

*c* indicates the bottom gusset, which may be formed integral with the outer facing or body of the pocket-book in any usual manner.

Heretofore it has been a common practice to unite the side and bottom gussets along  
50 their edges by paste, glue, or other cement and then to fold the said gussets together. The folding operation thus performed resulted in a bulky and cumbersome structure. To avoid the bulky folds, the parts have been sometimes  
55 united by metallic border-clamps, the use of which, however, permitted very frequently a withdrawal of the material from between the border-clamping surfaces of said clamp, due to the insertion in the pocket-book of papers  
60 or other things too bulky to be properly inserted.

By my construction I secure a very capacious receptacle, permitting of the insertion of a large quantity of papers, handkerchiefs,  
65 or other articles commonly inserted in ladies' pocket-books without injury to the device and at the same time avoid the use of a multiplicity of folds at the corners of the pocket-book. I have formed the end gussets as  
70 shown in Fig. 4, where the end gusset is shown to be provided with slits *d*, into which the inward folds of the lower gusset may enter when folded upward, as shown in Fig. 5.

Having thus described the invention, what  
75 I claim as new is—

1. In a pocket-book or similar receptacle of folded leather, the combination with the body parts thereof, of folded end gussets having slits, into which the folds of the adjacent  
80 folded part are arranged, substantially as set forth.

2. The combination with the body of the pocket-book or like receptacle having bottom folds, of side gussets having slits at their lower  
85 edges to receive said bottom folds, substantially as set forth.

In testimony that I claim the foregoing I have hereunto set my hand this 26th day of March, 1902.

JACOB GOERK.

Witnesses:

CHARLES H. PELL,  
C. B. PITNEY.