

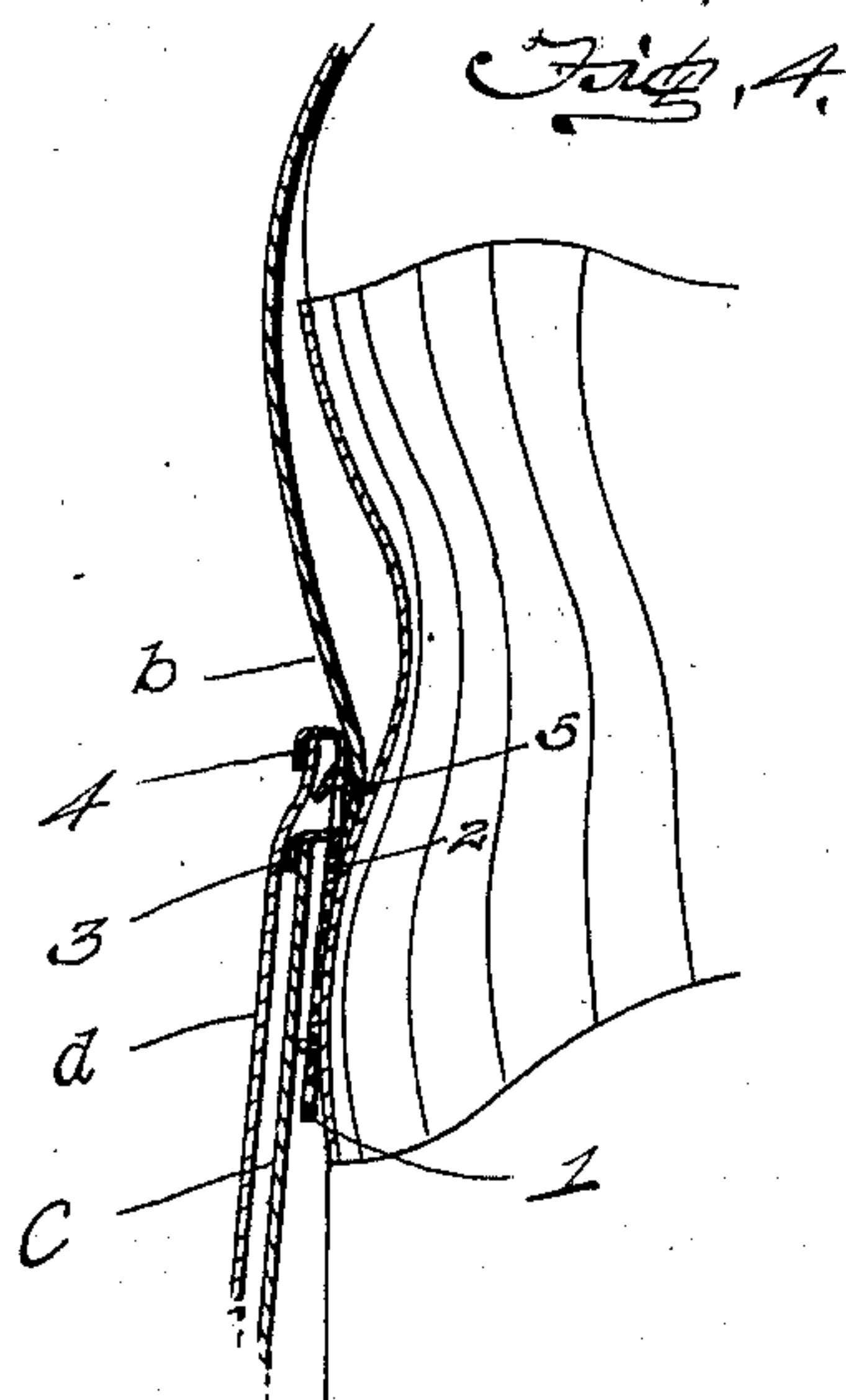
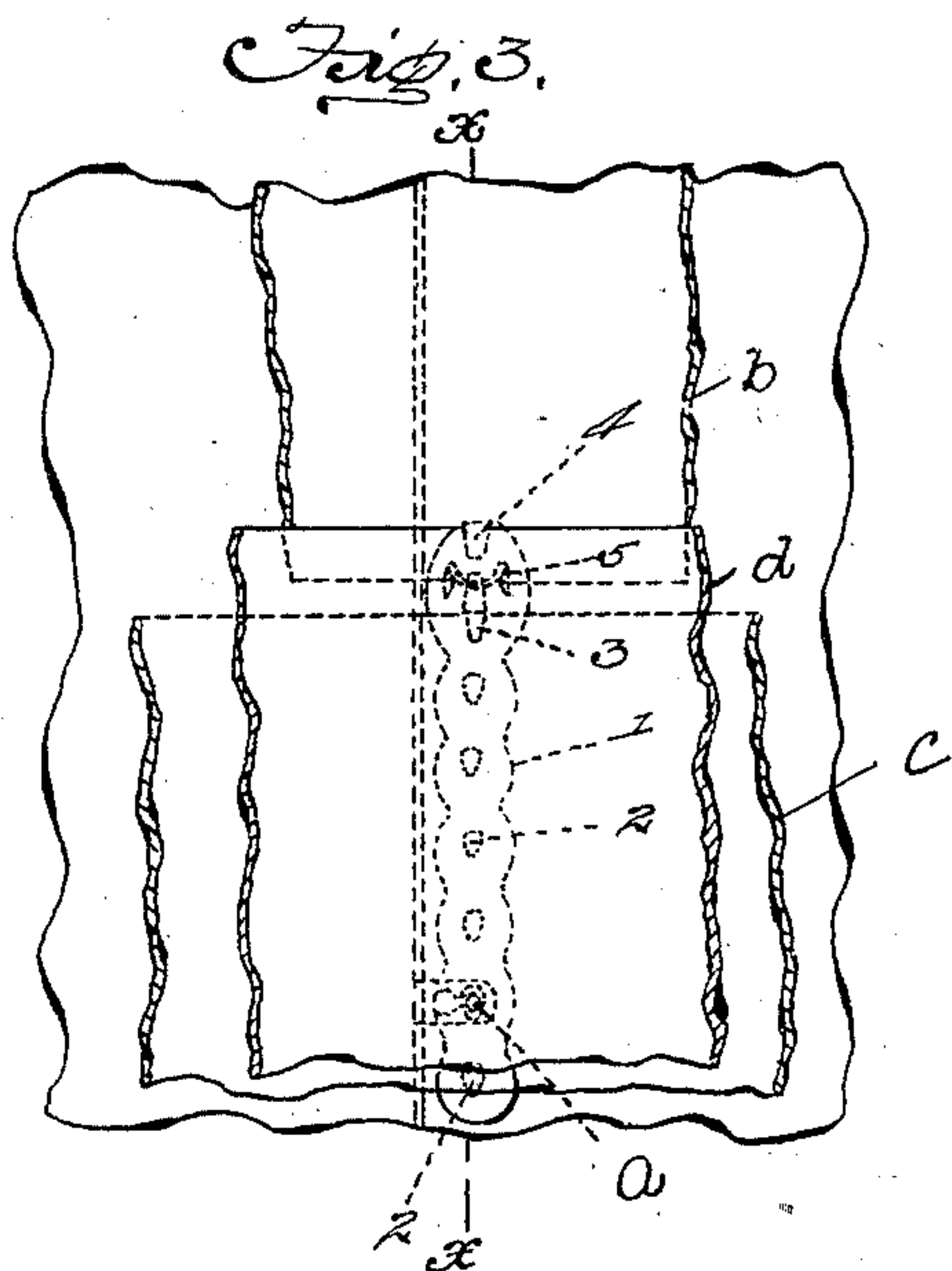
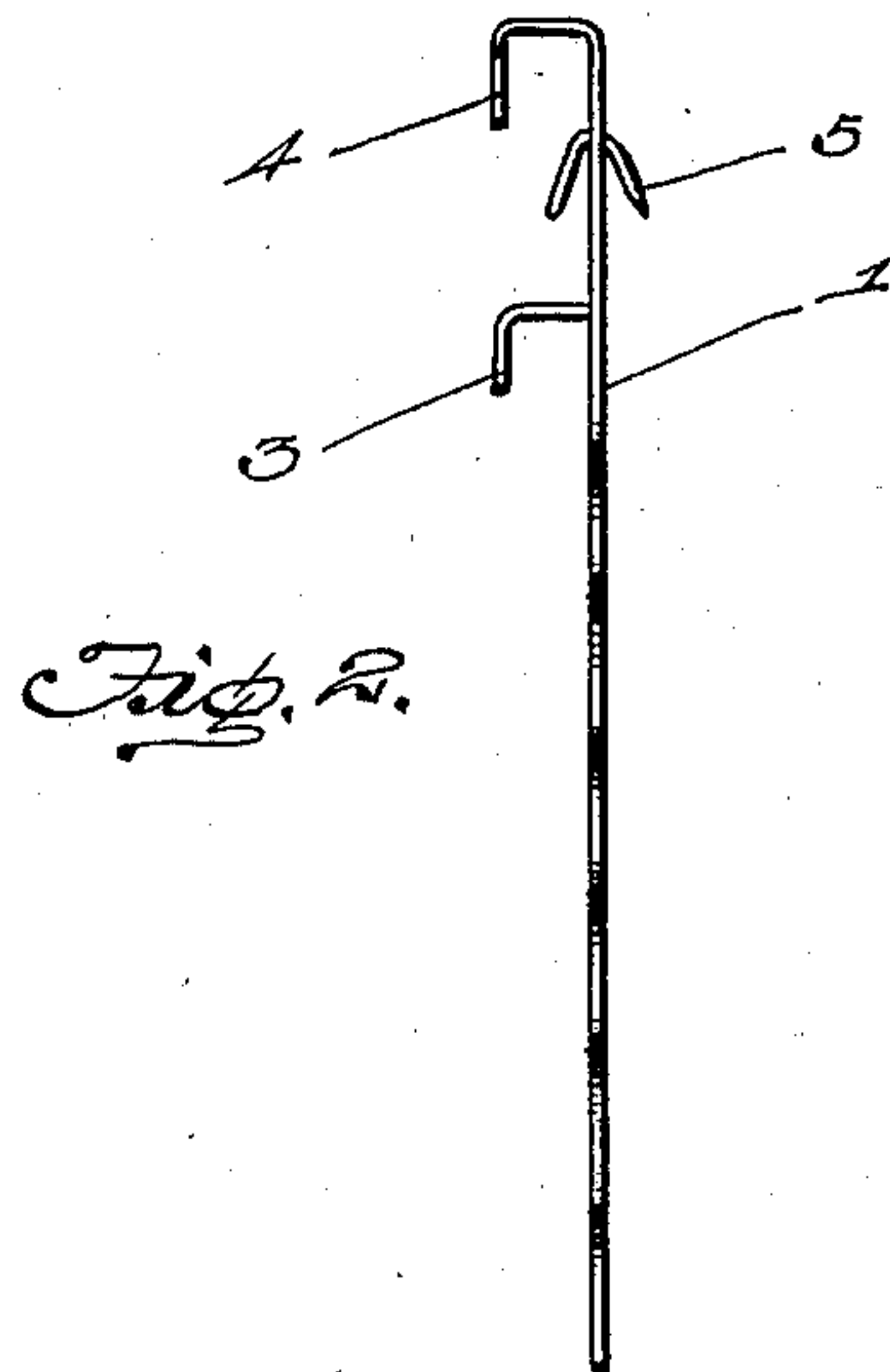
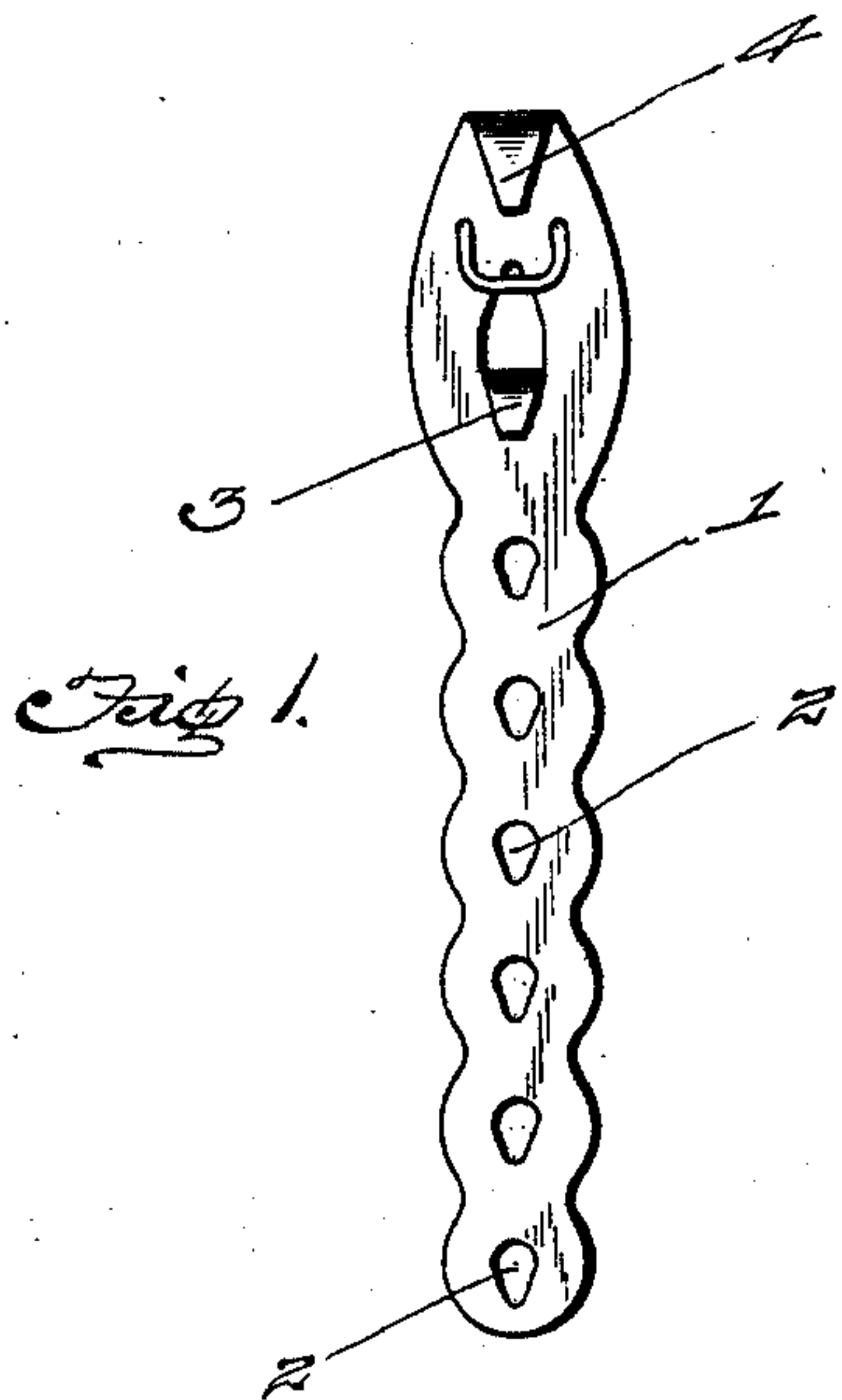
No. 711,096.

Patented Oct. 14, 1902.

L. M. BROWNING.
SKIRT AND SHIRT WAIST FASTENER.

(Application filed July 3, 1902.)

(No Model.)



Inventor
L. M. Browning.

Witnesses
Jas. A. G. Koehl.
J. C. Wilson

By
H. B. Wilson & Co.
Attorneys

UNITED STATES PATENT OFFICE.

LIDA M. BROWNING, OF BLOOMINGTON, ILLINOIS.

SKIRT AND SHIRT-WAIST FASTENER.

SPECIFICATION forming part of Letters Patent No. 711,096, dated October 14, 1902.

Application filed July 3, 1902. Serial No. 114,305. (No model.)

To all whom it may concern:

Be it known that I, LIDA M. BROWNING, a citizen of the United States, residing at Bloomington, in the county of McLean and State of Illinois, have invented certain new and useful Improvements in Skirt and Shirt-Waist Fasteners; and I do declare the following to be a full, clear, and exact description of the invention, such as will enable others skilled in the art to which it appertains to make and use the same.

The invention relates to an improved skirt and shirt-waist fastener.

The object of the invention is to provide a device of this character by means of which the skirt-band and shirt-waist may be attached to a corset or similar garment and be held securely in their adjusted positions and the "extended-waist" effect be produced.

With this object in view the invention consists of certain novel features of construction, combination, and arrangement of parts, which will be hereinafter more fully described, and particularly pointed out in the appended claims.

In the accompanying drawings, Figure 1 is a front view of my improved fastener. Fig. 2 is an edge view of the same. Fig. 3 is a fragmentary front view showing the garment-fastener applied, and Fig. 4 is a section on line *xx* of Fig. 3.

Referring to the drawings, 1 denotes the body of the fastener, which consists of a plate or bar of suitable length provided with a vertical row of apertures 2 and with two forwardly and downwardly projecting hooks 3 and 4, arranged one above the other, and with inwardly and downwardly projecting hooks 5, arranged intermediate the hooks 3 and 4 and preferably consisting of a staple inserted through the body portion between the two hooks 3 and 4 and having its ends bent downwardly.

In use the body portion is attached to one of the studs *a* of the corset-steels, the hooks 5 engaged with the shirt-waist *b* to hold it down in position, the hook 3 engaged with the underskirt *c*, and the hook 4 engaged with the outer skirt *d*, said skirts being prevented from riding up by being engaged with said hooks 3 and 4 and the said shirt-waist prevented from pulling up by being engaged with the hooks 5.

The device is simple of construction, durable in use, comparatively inexpensive of production, easily and quickly applied, and will perform its function in an efficient manner.

From the foregoing description, taken in connection with the accompanying drawings, the construction, mode of operation, and advantages of the invention will be readily understood without requiring an extended explanation.

Various changes in the form, proportion, and details of construction may be made within the scope of the invention without departing from the spirit or sacrificing any of the advantages thereof.

Having thus described my invention, what I claim, and desire to secure by Letters Patent, is—

1. A garment-fastener provided with means for attachment to a corset and provided with two outwardly and downwardly extending hooks one above the other, and a third hook projecting inwardly and downwardly and located between the first two hooks, the uppermost hook being adapted to engage with the upper edge of the outer skirt and the lowermost hook to engage with the upper edge of the underskirt, and the inwardly-projecting hook adapted to engage the shirt-waist, substantially as set forth.

2. A garment-fastener provided with a vertical row of apertures to afford means for attachment to a corset-stud, and also provided with two outwardly and downwardly extending hooks one above the other, and a third hook projecting inwardly and downwardly and located between the first two hooks, the uppermost hook being adapted to engage with the upper edge of the outer skirt and the lowermost hook to engage with the upper edge of the underskirt, and the inwardly-projecting hook adapted to engage the shirt-waist, substantially as set forth.

In testimony whereof I have hereunto set my hand in presence of two subscribing witnesses.

LIDA M. BROWNING.

Witnesses:

W. P. JONES,
A. W. PEASLEY.