

No. 709,965.

Patented Sept. 30, 1902.

F. CUNNING.
FOLDING BOX.

Application filed July 25, 1901.)

(No Model.)

Fig. 1.

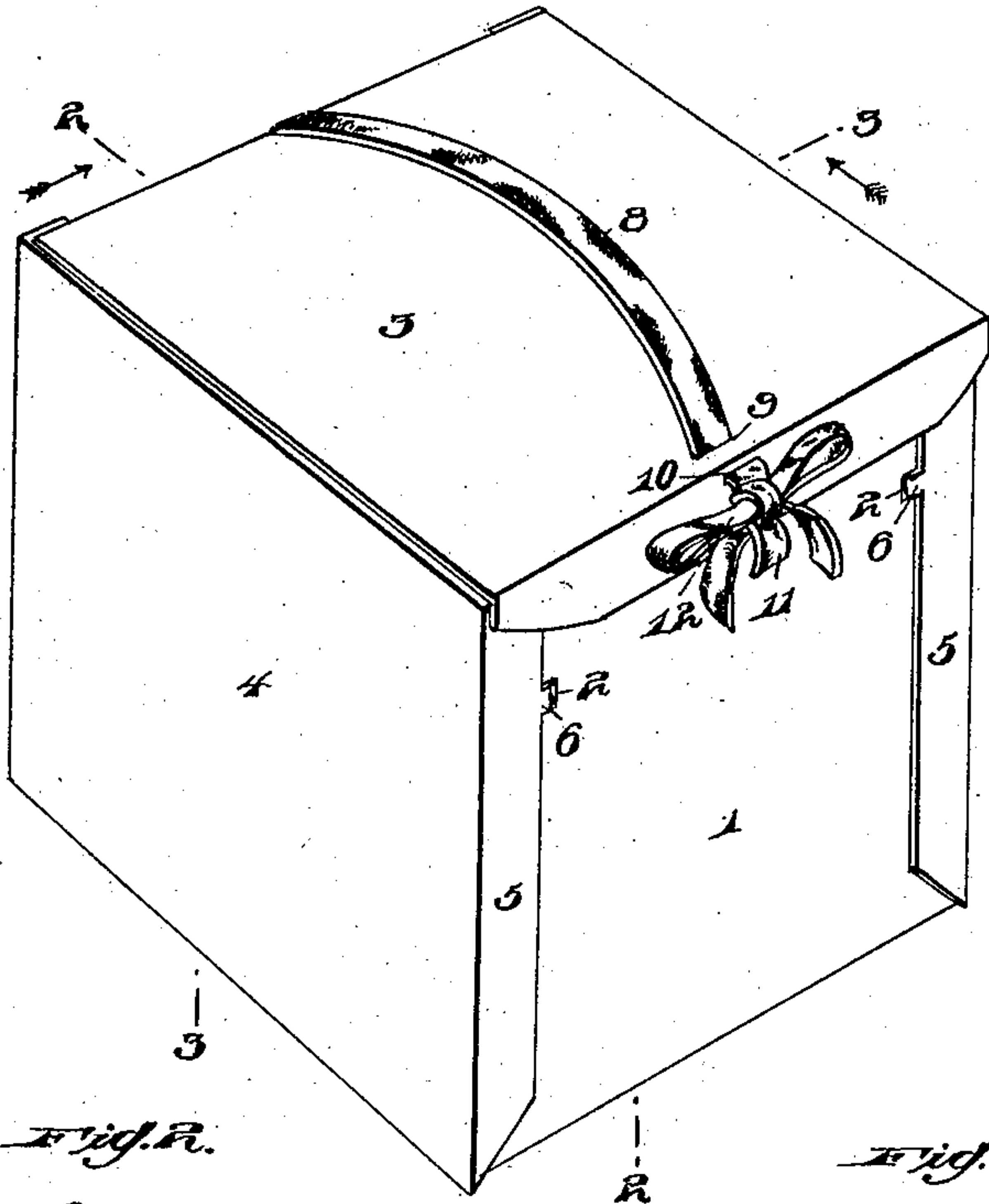


Fig. 2.

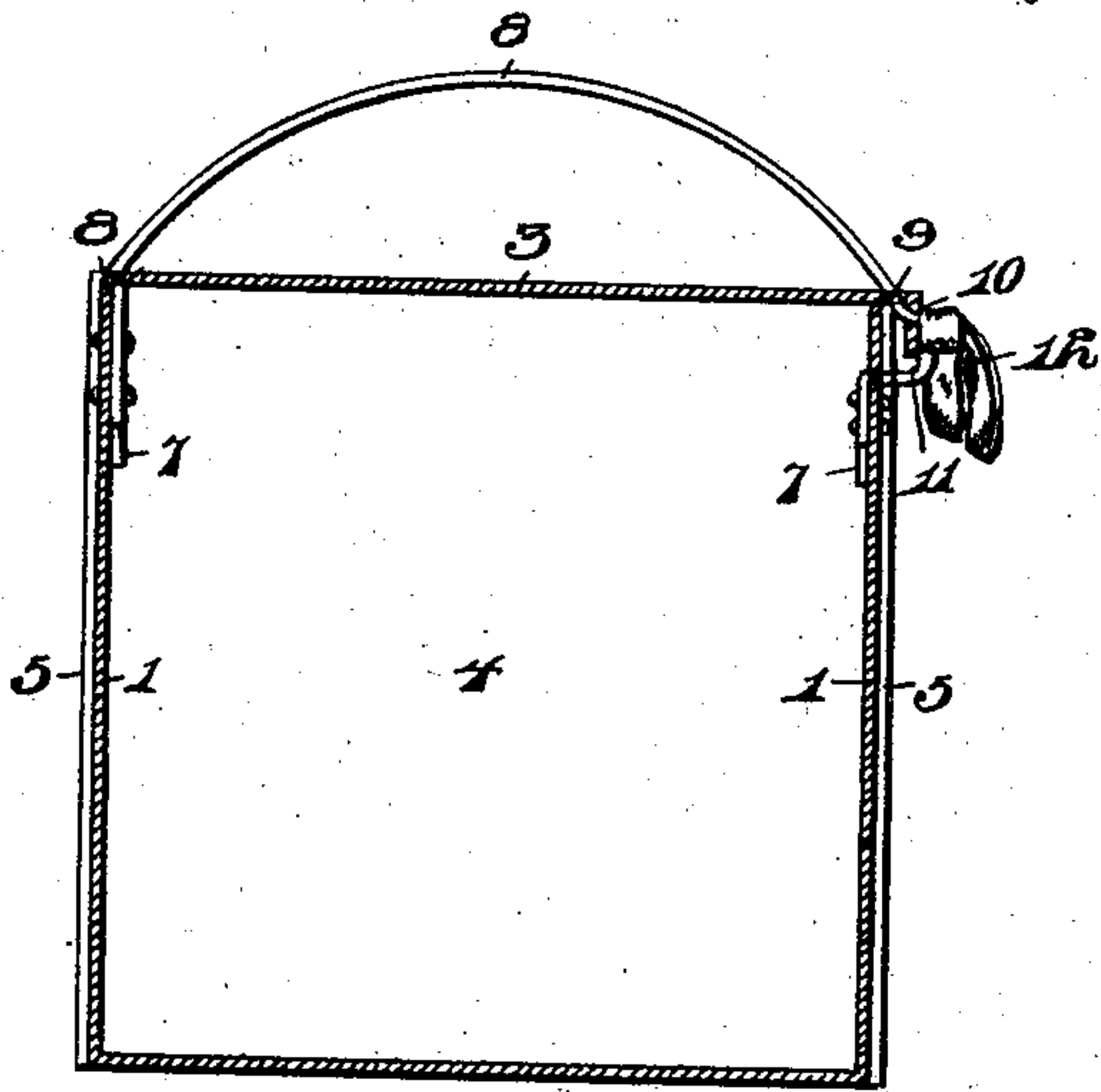


Fig. 3.

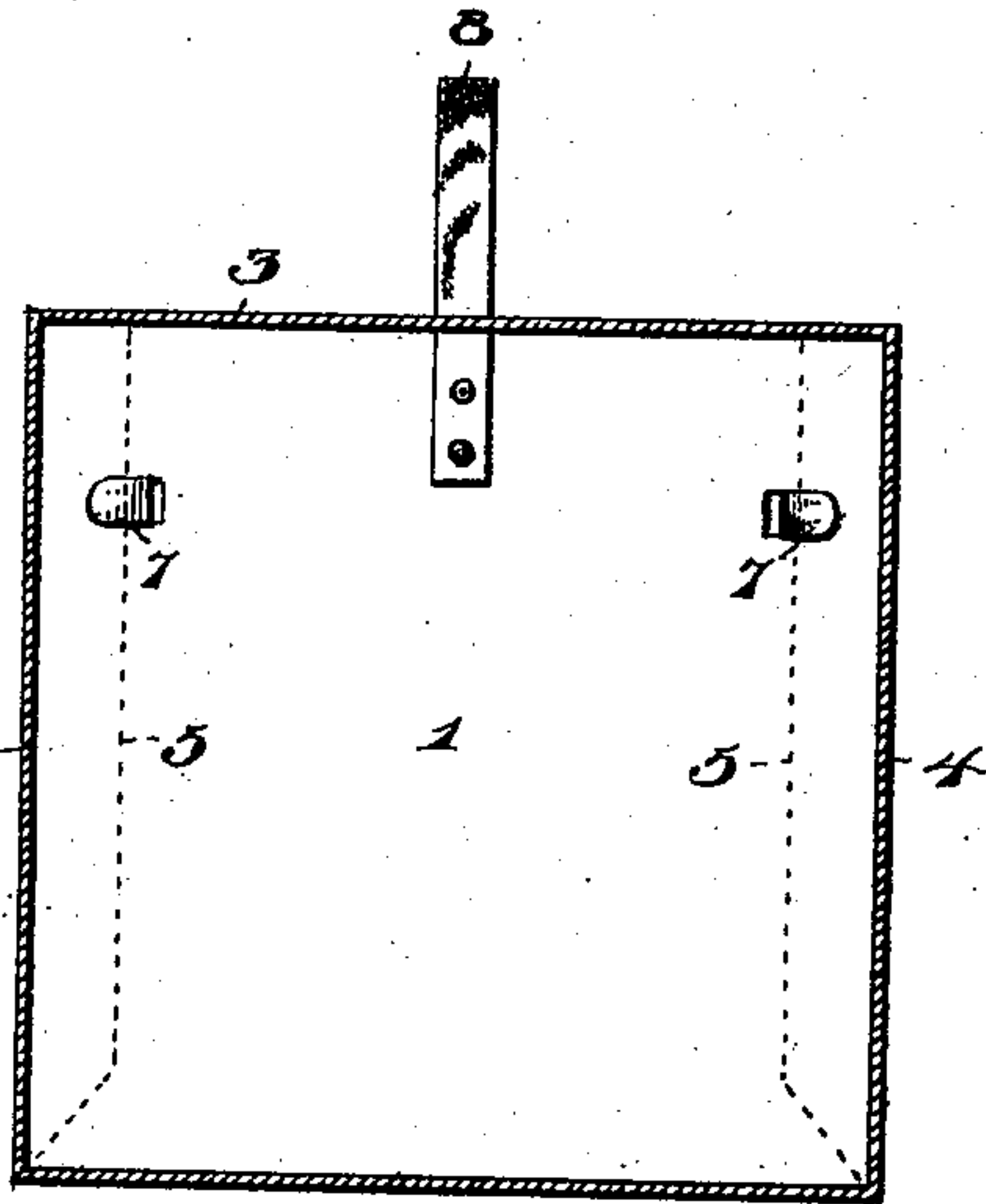
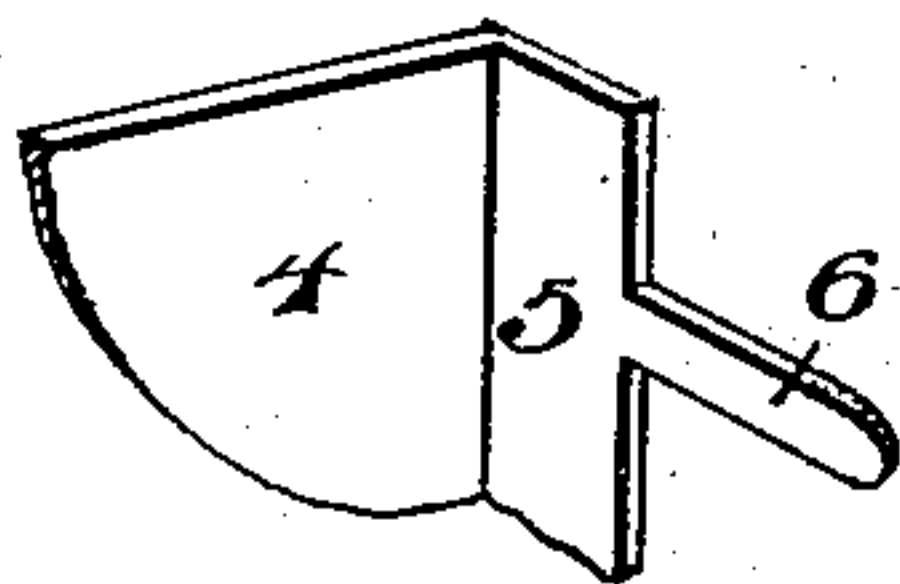


Fig. 4.



Witnesses:

J. P. Hepleman,
W. Hunter

Inventor
Florence Cunniff
BY O W Levy
Atty.

UNITED STATES PATENT OFFICE.

FLORENCE CUNNING, OF EAST LIVERPOOL, OHIO.

FOLDING BOX.

SPECIFICATION forming part of Letters Patent No. 709,965, dated September 30, 1902.

Application filed July 25, 1901. Serial No. 69,637. (No model.)

To all whom it may concern:

Be it known that I, FLORENCE CUNNING, a citizen of the United States of America, residing at East Liverpool, in the county of Columbiana and State of Ohio, have invented certain new and useful Improvements in Folding Boxes; and I do hereby declare the following to be a full, clear, and exact description thereof, reference being had to the accompanying drawings, which form a part of this specification.

This invention relates to certain new and useful improvements in folding boxes, and has for its object the provision of novel means whereby a box may be easily set up and knocked down; furthermore, to provide a novel form of handle that will act in a double capacity both for fastening the lid and serving as a handle in the ordinary manner.

A still further object of the invention is to construct a device of this character that will be extremely simple in construction, strong, durable, comparatively inexpensive to manufacture, and highly efficient in its use.

With the above and other objects in view the invention consists in the novel combination and arrangement of parts to be hereinafter more fully described, and specifically pointed out in the claim.

In describing the invention in detail reference is had to the accompanying drawings, forming a part of this specification, and wherein like numerals of reference indicate corresponding parts throughout the several views, in which—

Figure 1 is a perspective view of my improved folding box. Fig. 2 is a vertical sectional view taken on the line 2 2 of Fig. 1 looking in the direction of the arrow. Fig. 3 is a transverse vertical sectional view taken on the line 3 3 of Fig. 1 looking in the direction of the arrow. Fig. 4 is a detail view of one of the sides, partly broken away, showing the fastening means.

In the drawings the reference-numeral 1 indicates the ends of the box, having formed therein openings 2. One of these ends carries a lid or cover 3, which lid or cover folds over, as shown in perspective view of the drawings.

4 indicates the sides of the box, carrying

wings 5, these wings having attached thereto metallic straps 6, which extend through the openings 2 into the box and are bent over, as shown at 7, in the interior of the box, thus serving as means to secure the sides and ends together.

The reference-numeral 8 represents a band secured to the lid 3, extending over the same through the opening 9, formed in the lid, thence through the opening 10, formed in one of the wings.

The reference-numeral 11 indicates a band secured in the end of the box, the free ends of the bands 11 and 8 being tied together in the form of a bow-knot 12, thus forming a suitable handle for the box.

The many advantages obtained by the use of my improved device will be readily apparent from the foregoing description, taken in connection with the accompanying drawings.

It will be noted that various changes may be made in the details of construction without departing from the general spirit of my invention.

Having fully described my invention, what I claim as new, and desire to secure by Letters Patent, is—

A folding box comprising a bottom carrying sides and ends, and a cover secured to one of said ends, said ends being formed with openings, and said sides carrying wings which overlap the vertical edges of the said ends, metallic straps attached to said wings and secured in the openings of the said ends, said cover carrying at its free end a depending wing, a handle secured to the box at one of its ends, and having its free end extending through openings in the cover and the flap thereof, and a band secured to the end of the box adjacent the said top flap, said band and said handle being tied together, substantially as and for the purpose specified.

In testimony whereof I have hereunto affixed my signature in the presence of two subscribing witnesses.

FLORENCE CUNNING.

Witnesses:

A. E. BOWDLER,

H. C. M. PLUNKETT.