

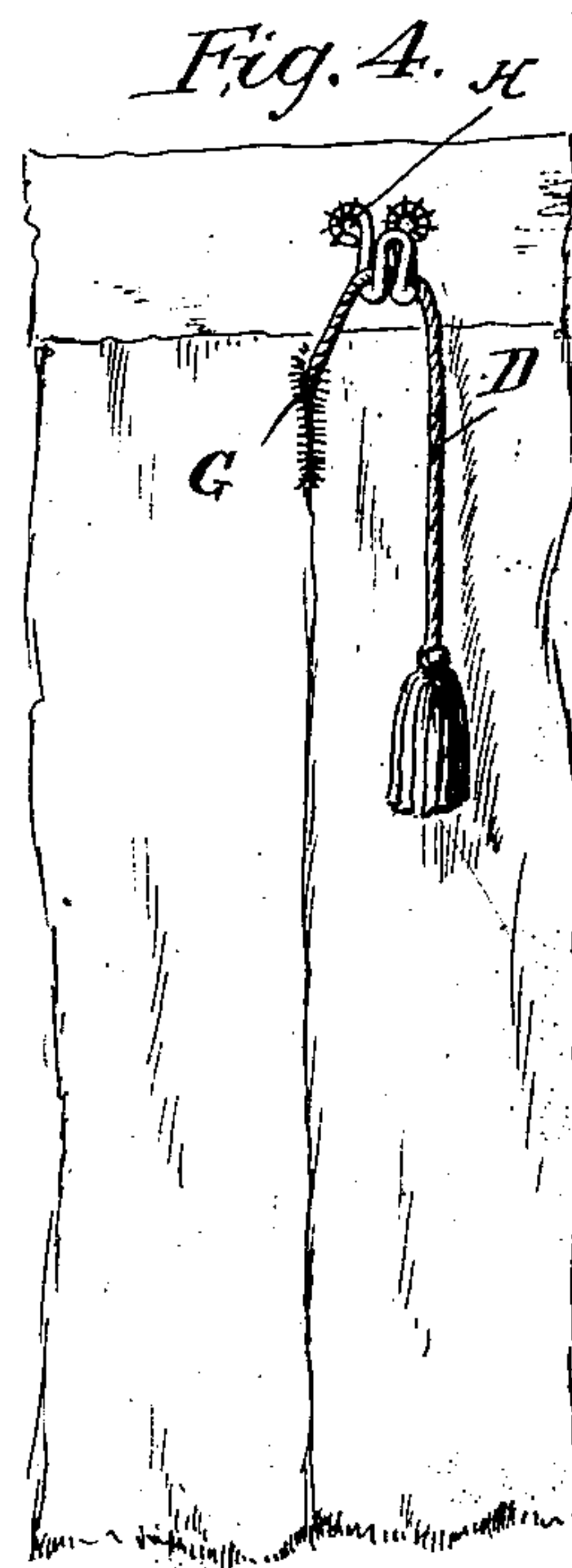
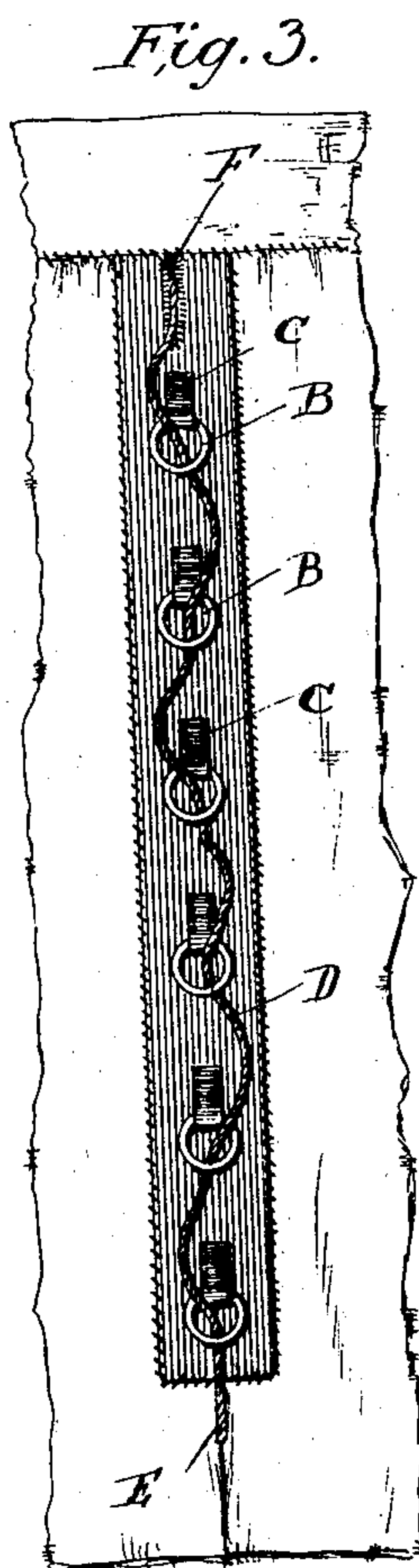
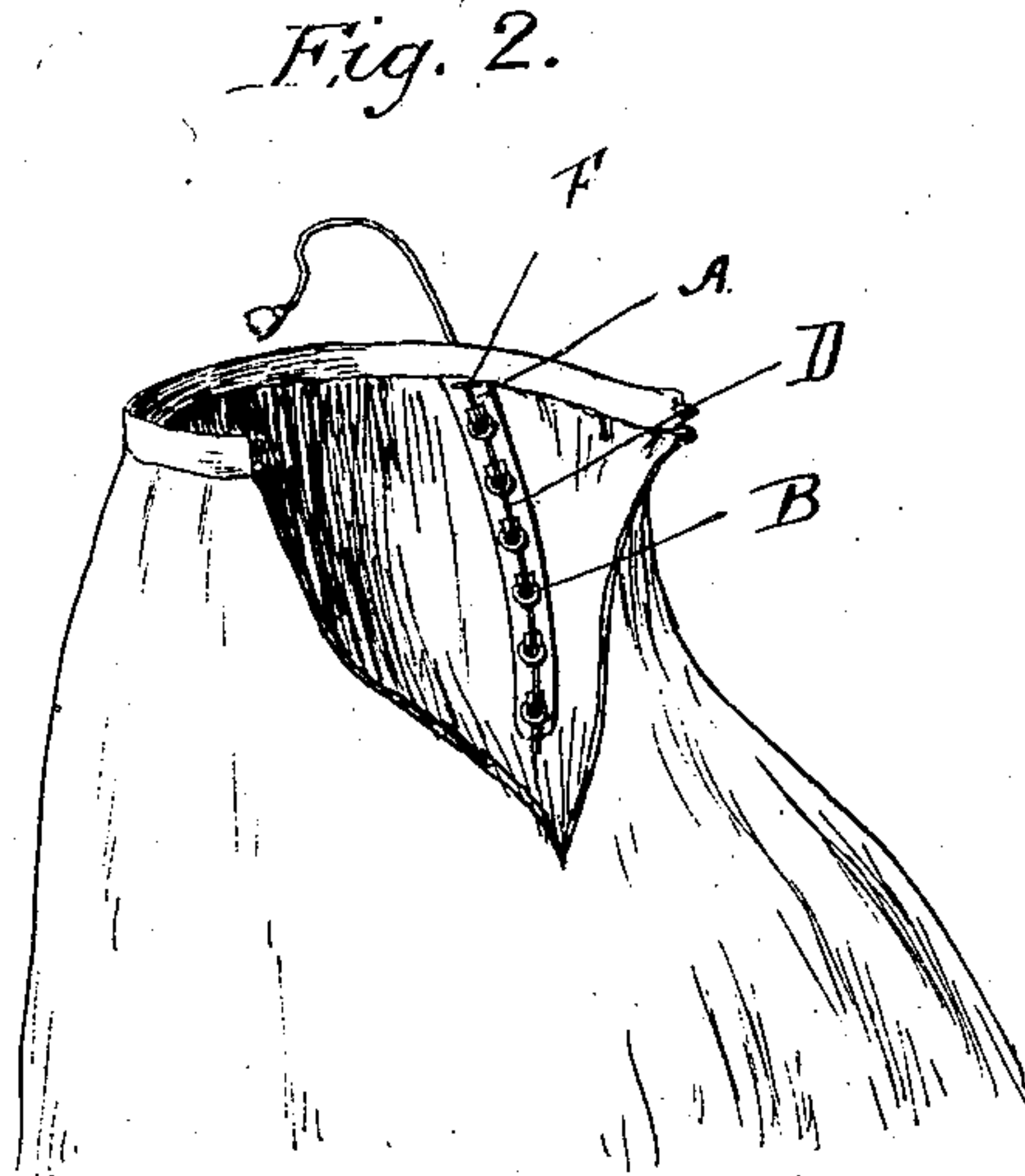
No. 709,862.

Patented Sept. 30, 1902.

C. W. BAUGHMAN.
SKIRT HOLDER.

(Application filed Dec. 1, 1900.)

(No Model.)



Witnesses
Clarence Shaw,
A. M. Magruder.

Inventor
C. W. Baughman
By J. M. H. H.
Attorneys

UNITED STATES PATENT OFFICE.

CHARLES W. BAUGHMAN, OF BALTIMORE, MARYLAND.

SKIRT-HOLDER.

SPECIFICATION forming part of Letters Patent No. 709,862, dated September 30, 1902.

Application filed December 1, 1900. Serial No. 38,351. (No model.)

To all whom it may concern:

Be it known that I, CHARLES W. BAUGHMAN, a citizen of the United States, residing at Baltimore, in the State of Maryland, have
5 invented a new and useful Skirt-Holder, of which the following is a specification.

This invention is an improved skirt elevator and holder, the object being to provide an exceedingly cheap and simple device
10 which can be applied to any of the skirts now in use and which can be quickly and easily operated for the purpose of elevating the skirt and holding it in such position, thereby permitting a woman to have the free use of
15 both hands while her skirt is so elevated.

With these objects in view the invention consists, essentially, of a strip of tape or other fabric having a series of rings attached thereto, a string passing through all of the said
20 rings and attached to the skirt at its lower end, the upper end of said string passing through a buttonhole produced in the end of the strip and also through an opening in the skirt, said string being adapted to be secured in
25 any suitable manner after having elevated the skirt, whereby said skirt is maintained in an elevated position.

The invention consists also in certain details of construction and novelties of combination, all of which will be fully described
30 hereinafter and pointed out in the claim.

In the drawings forming a part of this specification, Figure 1 is a view intended to show the practical application of my invention.
35 Fig. 2 is a view showing a top portion of a skirt opened and illustrating my invention. Fig. 3 is an enlarged detail view showing a portion of the inner side of a skirt and my invention applied thereto, and Fig. 4 is a detail view showing a portion of the outer side of the skirt and illustrating one form of fastening device for the elevating string or cord.
40

As before stated, my invention can be applied to any kind of skirt, and in practice I
45 prefer to arrange it at one side, as most clearly shown in Figs. 1 and 2.

In carrying out my invention I employ a strip of fabric A, such as tape or other suitable material, said strip being attached to the

inner side of the garment, preferably along
50 the line of a seam and extending from the waistband downwardly. A series of rings B are attached to the inner face of the strip A by means of suitable straps C, said rings and straps normally resting flat upon the face of
55 the strip, as most clearly shown in Fig. 3. An elevating cord or string D passes through all of the rings and has its lower end secured to the skirt, as shown at E, said end being preferably secured in the seam. The upper end
60 of the cord or string passes through a buttonhole F, worked in the upper end of the strip A, and out through an opening or buttonhole G, worked also in the garment and registering with the buttonhole F.
65

H indicates a fastening hook or clasp adapted to receive and secure the upper end of the cord or string D. This fastening-hook H is preferably secured upon the waistband of a
70 dress and may be of any desired construction. If preferred, a hook can be secured to the string and an eye can be fastened upon the waistband of the skirt; but in order to receive and hold the cord at any point I prefer a hook, such as shown in Fig. 4, which will
75 receive and hold the string at any point desired. The string or cord is provided with any suitable construction of tassel at its outer end, and when it is desired to elevate the
80 skirt the cord is pulled up through the openings F and G, thereby elevating the lower end of the cord, which being attached to the skirt elevates it at one side and forcing the string into the clasping-hook it will be securely fastened, and the skirt elevated in this
85 manner will remain so elevated without further attention, and the wearer will then have the free use of both hands, thereby avoiding the necessity of holding the skirt with one hand.
90

Having thus fully described my invention, what I claim as new, and desire to secure by Letters Patent of the United States, is—

As an article of manufacture, a skirt-elevator comprising an integral strip of fabric,
95 a series of depending rings carried thereby, said strip adapted to be sewed to the inside of a skirt, said strip also having a perfora-

tion at its upper end, adapted to register with a similar perforation in the waistband of a skirt, and a cord, one end of which is adapted to be secured to the inner side of a skirt at or near the lower end of said strip and its opposite end to pass upward through the depending rings and the registering perforations and adjustably secured to the holding device on the outer side of the waistband of the skirt, substantially as described.

CHARLES W. BAUGHMAN.

Witnesses:

WARREN B. CLOUD,
C. P. SILCOTT.