

R. L. HUNTER.

CROSS INDEX.

(Application filed Jan. 10, 1901.)

(No Model.)

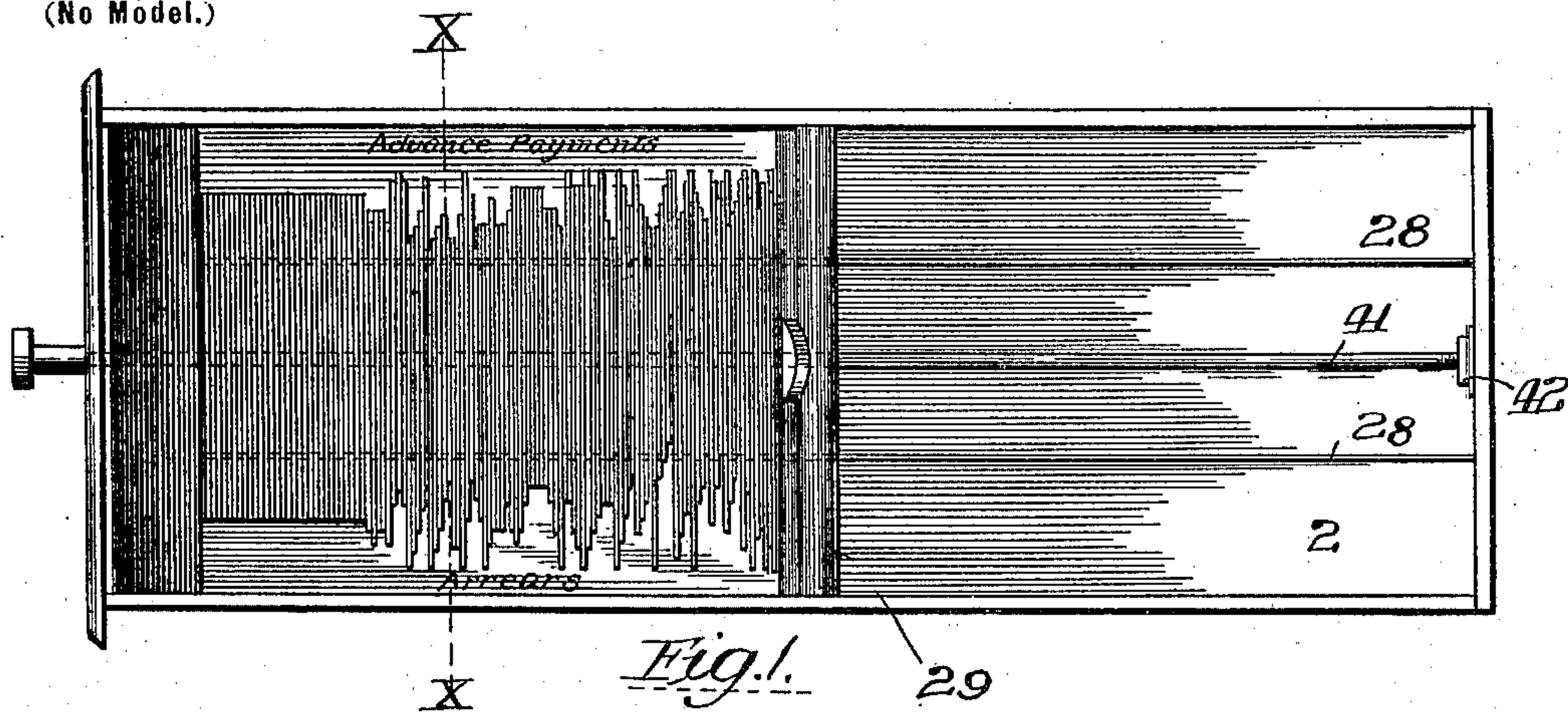


Fig. 4

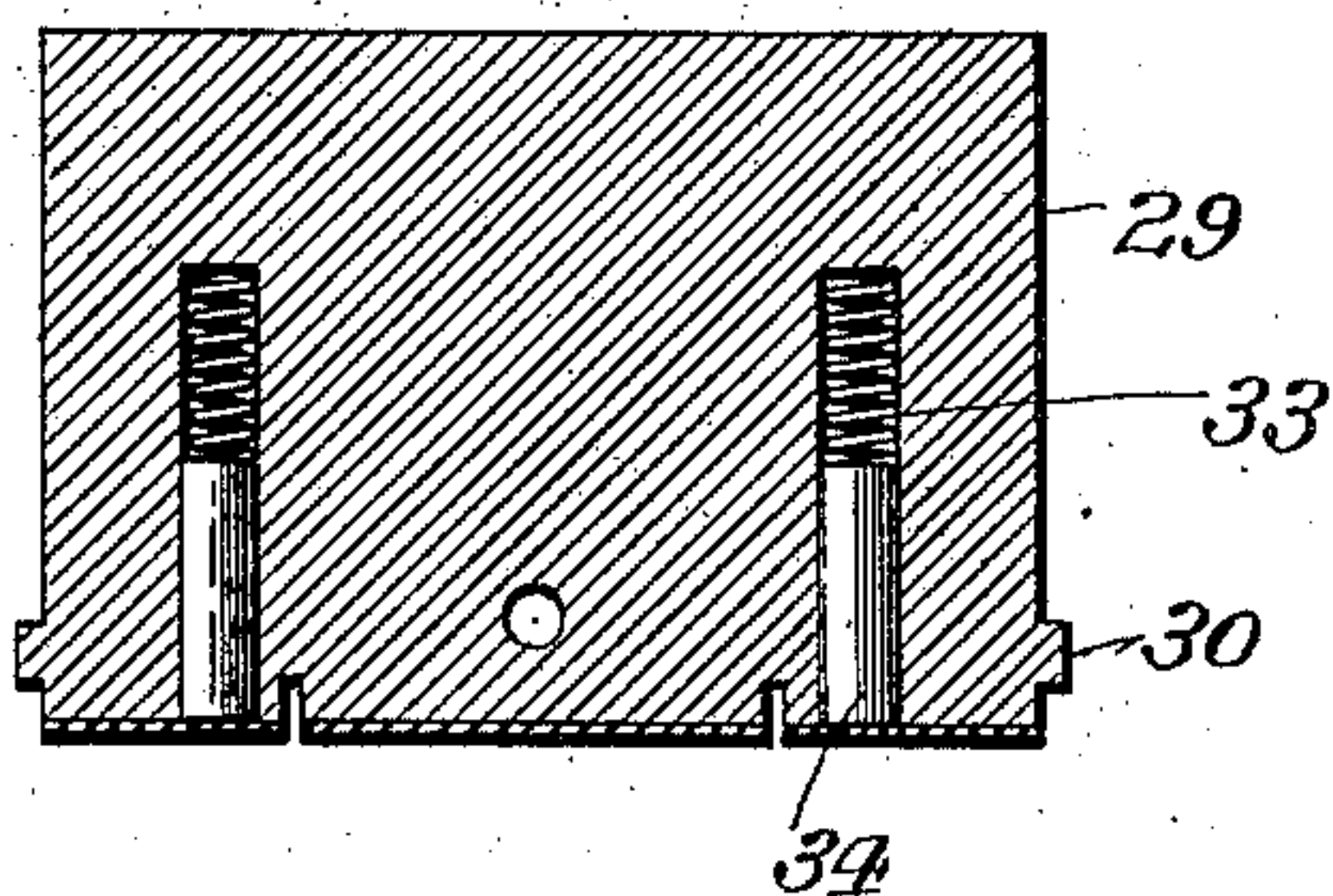


Fig. 5

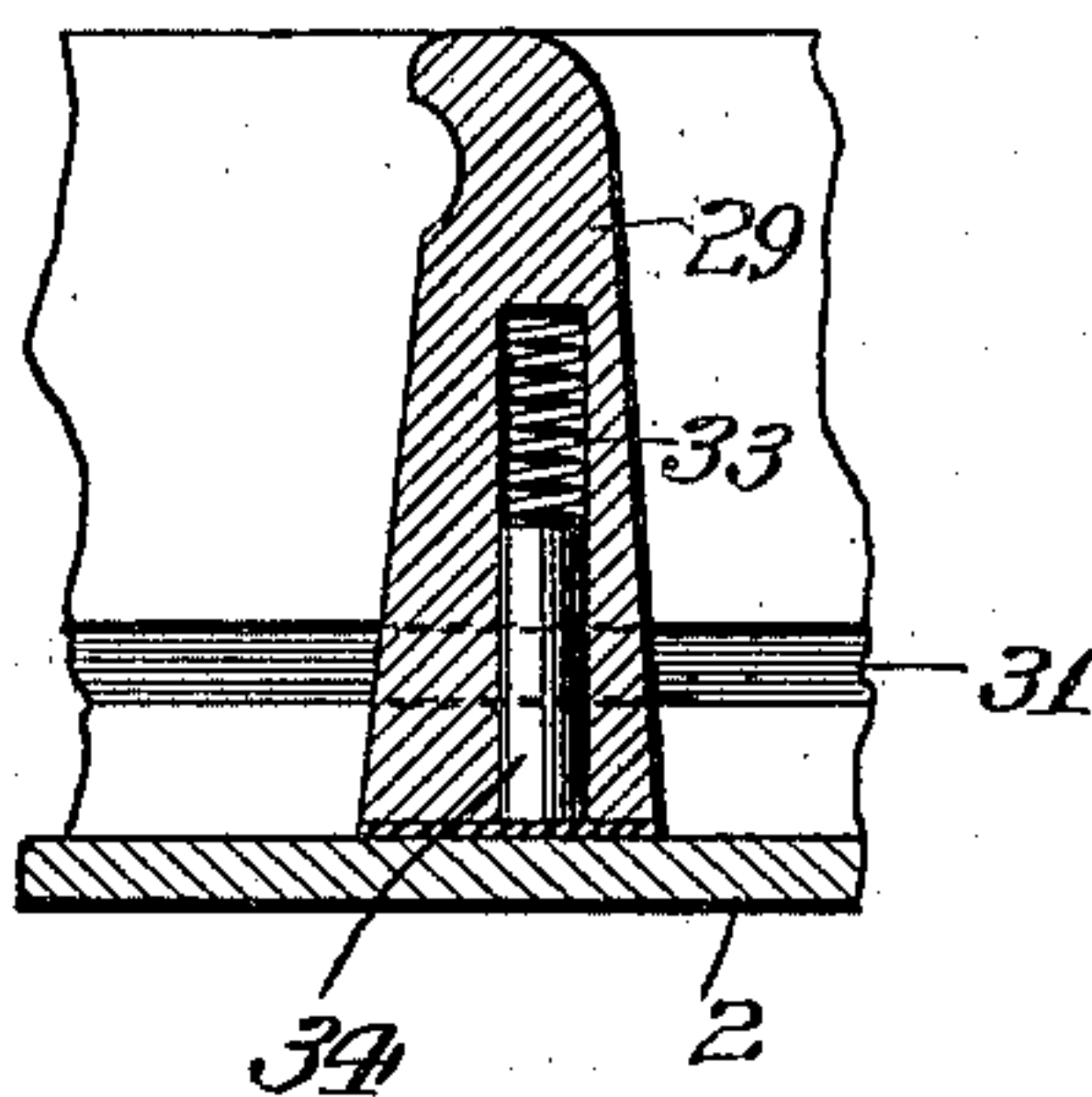


Fig. 2

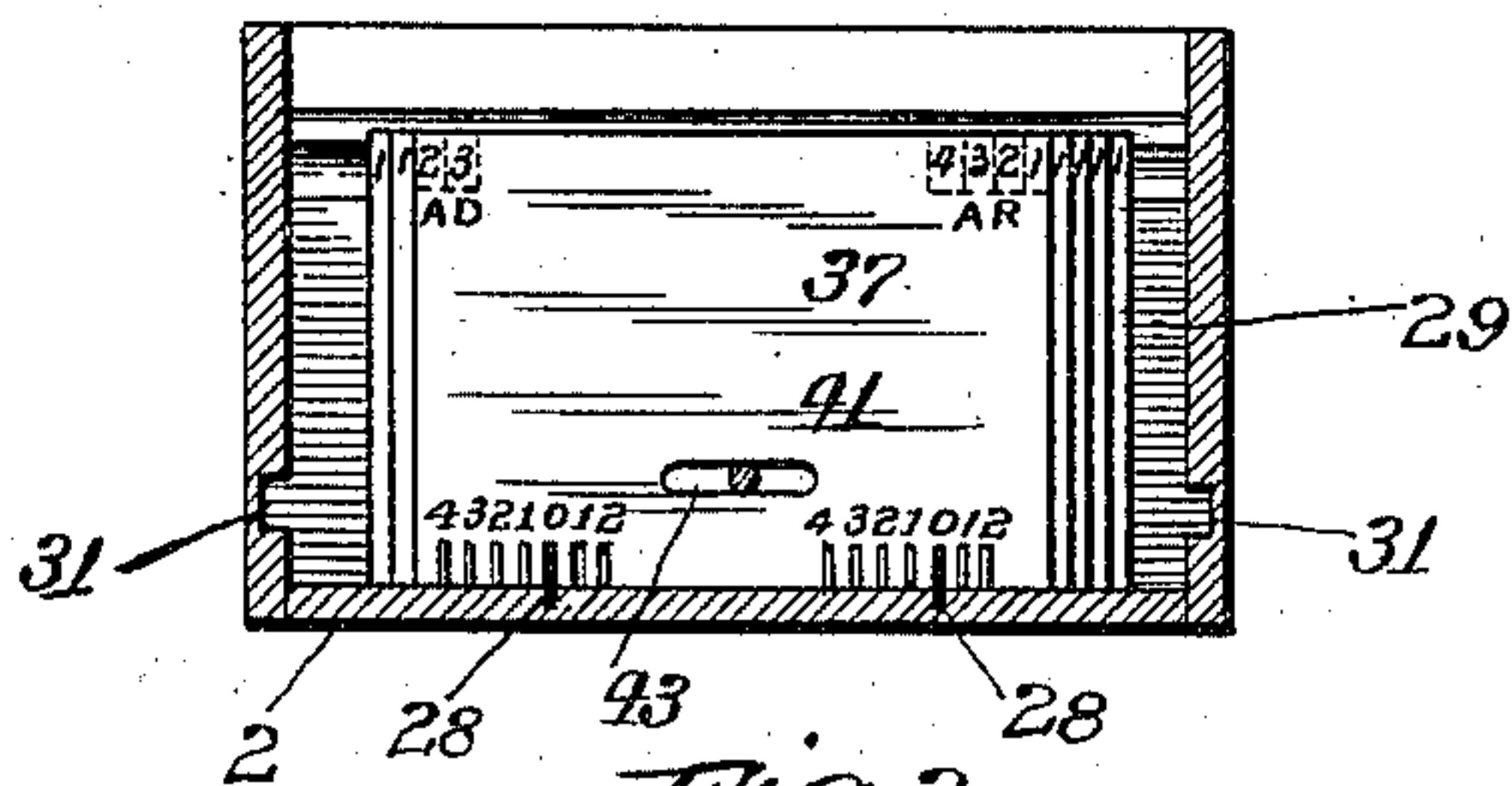
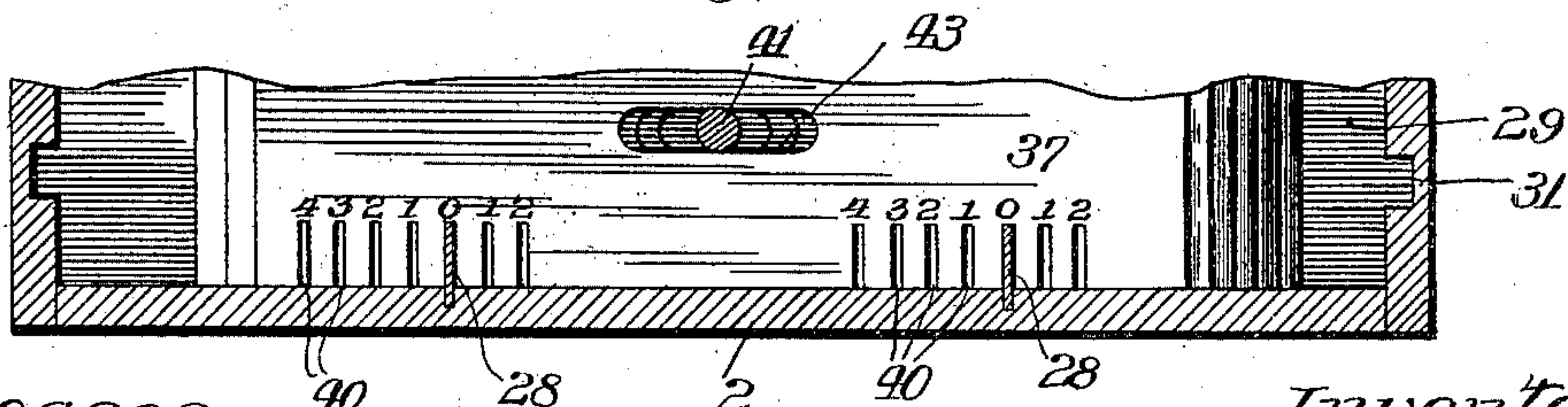


Fig. 3



Witnesses:

Harold Bennett

Edu Bennett

Inventor:

Robert L. Hunter:

By C. Hawley, Atty.

UNITED STATES PATENT OFFICE.

ROBERT L. HUNTER, OF CLEVELAND, OHIO.

CROSS-INDEX.

SPECIFICATION forming part of Letters Patent No. 708,479, dated September 2, 1902.

Application filed January 10, 1901. Serial No. 42,749. (No model.)

To all whom it may concern:

Be it known that I, ROBERT L. HUNTER, of Cleveland, county of Cuyahoga, and State of Ohio, have invented a certain new and Improved Cross-Index, of which the following is a specification.

This invention relates to improvements in card-indexes, and particularly to a card-index by means of which cross-referencing or cross-indexing is made possible.

The object of my invention is to provide a device for cross-indexing purposes whereby certain cards may be held in conspicuous positions relative to the others as a visual indication of unusual conditions.

My invention consists in the combination, with a box or tray of considerably greater width than the cards, of means for holding the cards in various desired transverse positions relatively to each other in said box or tray.

My invention further consists in various constructions and combinations of parts, all as hereinafter described, and particularly pointed out in the claims.

The invention will be more readily understood by reference to the accompanying drawings, forming a part of this specification, and in which—

Figure 1 is a plan of a box or tray, showing the cards in cross-index relations or positions. Fig. 2 is a cross-section of the same on line *x x*, Fig. 1. Fig. 3 is an enlarged detail section of the lower portion of the cards and tray. Fig. 4 is a longitudinal section of the follower. Fig. 5 is a transverse section of the follower.

As shown in the drawings, 2 represents the box or tray, which is of considerably greater width than the cards 37, that are used therein. This box contains a follower 29, provided with horizontal lugs 30 on its ends to enter guide-grooves 31 in the sides of the box. For holding the follower in position behind the cards 37 I provide two spring-plungers 34 in vertical sockets in the follower and backed by springs 33 therein. The bottom of the follower is padded with cloth, through which the plungers exert force upon the bottom of the box to slightly tilt the follower and to cramp the same in the slots 31. To free the follower, it is only necessary to throw it back

against the force of the spring-plungers, after which it is easy to slide the follower back and forth in the box.

The cross-index proper.—28 28 represent metal runners or strips set on edge and projecting up from the bottom of the box. These are parallel and are preferably permanently fixed in the box. Each card 37 is provided with two sets of vertical slots 40, with substantially parallel sides in its lower edge cut at regular distances, so that the cards may be dropped upon the runners 28 and will be held thereby against transverse movement in the box. The cards will usually occupy a position midway across the box, such position indicating a normal condition regarding the matter of record appearing upon the several cards; but if it is desired to distinguish one card from another it is only necessary to raise the same and move it to one side or the other, thereafter dropping it back upon the runners 28, which will hold it in the desired lateral relation to the other cards. Thus in a card-index that is employed for indexing subscribers of a newspaper the ordinary data may be placed upon the faces of the cards, and subscription payments in arrears or which have been made in advance may be readily indicated by setting the cards out one or more notches to the right or to the left, according as the payments are in arrears or in advance for months or years corresponding to the number of spaces or notches that the cards are set out. Such a card-index, which is cross-indexed, as is shown in Fig. 2, greatly simplifies the keeping of records and accounts by showing conditions in a visual manner, making it unnecessary to give attention to any cards except those that are set out or cross-indexed, a glance at the box giving a very accurate idea of the condition of the business.

In addition to the cuts or slots 40, provided in the lower edges of the cards 37, I prefer also to make a slot 43 in each card for the reception of a locking-rod 41. This rod extends from the front of the box to a screw-socket 42 upon the rear end of the box and when secured therein prevents the accidental displacement of the cards upon the runners 28. At the same time the slots 43 in the cards are long enough to admit the rod through all

cards without regard to the lateral projection of some thereof.

It is apparent that my device is capable of being changed and modified without departing from the spirit and scope of my invention, and I therefore do not restrict myself to the construction shown and described.

Having thus described my invention, I claim as new and desire to secure by Letters Patent—

1. In a device of the class described, the combination of a plurality of index-cards and means for holding or retaining said cards in various transverse positions relatively to each other, substantially as described.

2. In a device of the class described, the combination of a guide or guides and a plurality of index-cards, each of said cards being provided with a plurality of means for engaging said guide or guides whereby said cards may be held in various transverse positions, substantially as described.

3. In a device of the class described, the combination of a guide or guides and a plurality of index-cards each card being provided with a plurality of means for loosely engaging said guide or guides whereby said cards may be held in various transverse positions, while free to move in a longitudinal direction, substantially as described.

4. In a device of the class described, the combination of a plurality of index-cards provided with slots upon their edges, means for holding or retaining said cards in various transverse positions relatively to each other, comprising a guide or guides for engaging the slots of said cards, substantially as described.

5. In a device of the class described, the combination of a plurality of index-cards provided with slots, means for engaging said slots and holding or retaining said cards from transverse movement relatively to each other while

permitting the free longitudinal movement of the same, substantially as described.

6. In a device of the class described, the combination with the box or tray of a runner provided in the bottom thereof and cards provided with a plurality of slots 40 and held in desired transverse relations by said runner, substantially as described.

7. In a device of the class described, the combination with the box or tray of the parallel runners 28 provided in the bottom thereof and a plurality of cards each having two sets of vertical slots 40 to fit said runners, substantially as described.

8. In a device of the class described, the combination with the box or tray of the parallel runners 28 provided in the bottom thereof and a plurality of cards each having two sets of vertical slots 40 to fit said runners, said cards also having slots 43 and a locking-rod extending through said slots, substantially as described.

9. In a device of the class described, the combination with the box or tray of the runners 28 in the bottom thereof, cards adapted to be held in various transverse positions by said runners and locking means common to said cards, substantially as described.

10. A cross-index card provided with a plurality of vertical slots 40, with substantially parallel sides, as and for the purpose specified.

11. A cross-index card provided with a plurality of slots 40 with substantially parallel sides and having a middle locking-bar aperture, as and for the purpose specified.

In testimony whereof I have hereunto set my hand this 10th day of December, 1900.

ROBERT L. HUNTER.

In presence of—

C. G. HAWLEY,
T. D. BUTLER.