

No. 708,397.

Patented Sept. 2, 1902.

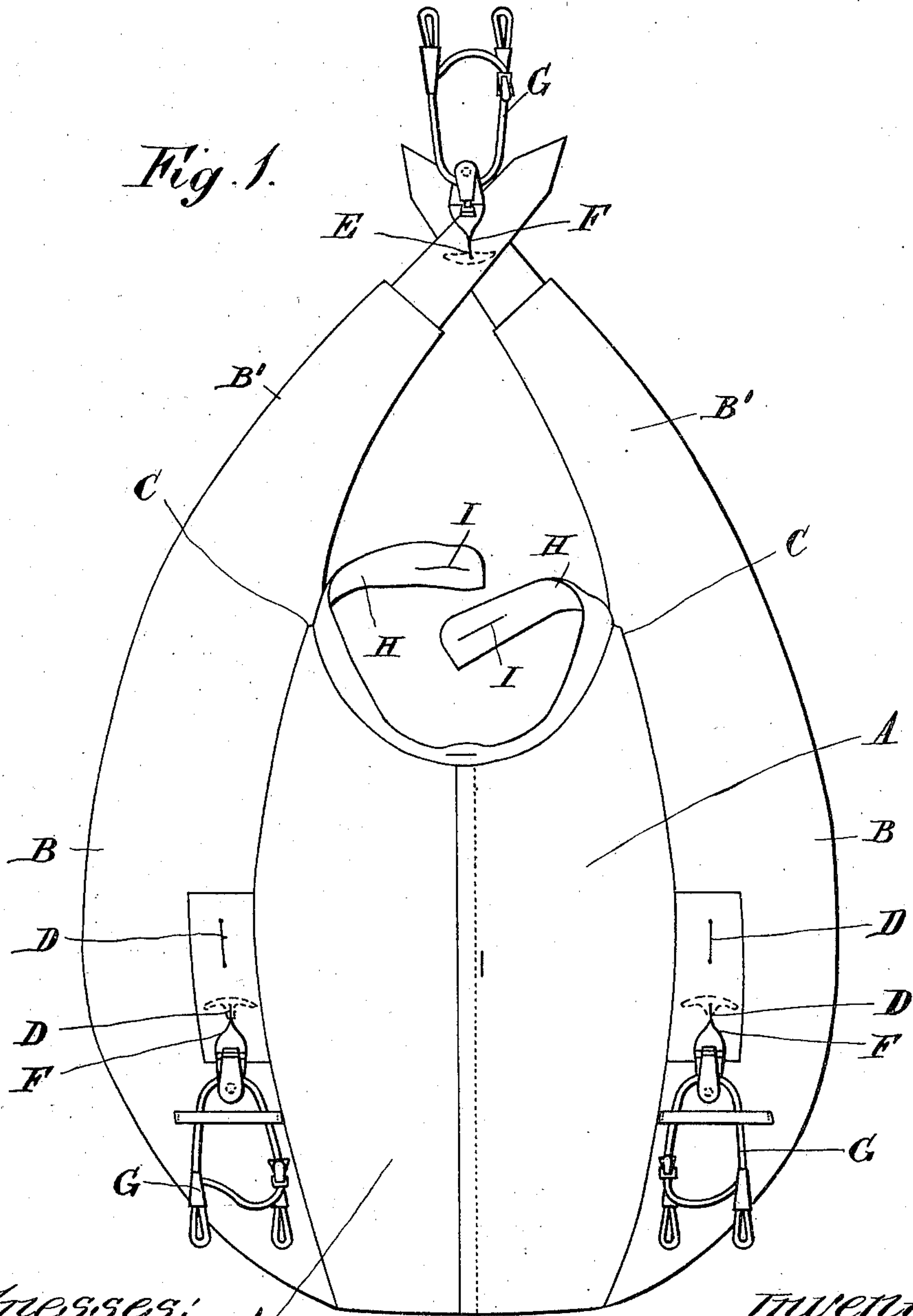
M. E. POORE.

COMBINED SHIRT FRONT AND BRACES.

(Application filed May 22, 1902.)

(No Model.)

4 Sheets—Sheet 1.



Witnesses:
Dennis Sumby,
J. B. Keefe

Inventor:
Margaretta E. Poore
By James L. Norris,
Atty.

No. 708,397.

Patented Sept. 2, 1902.

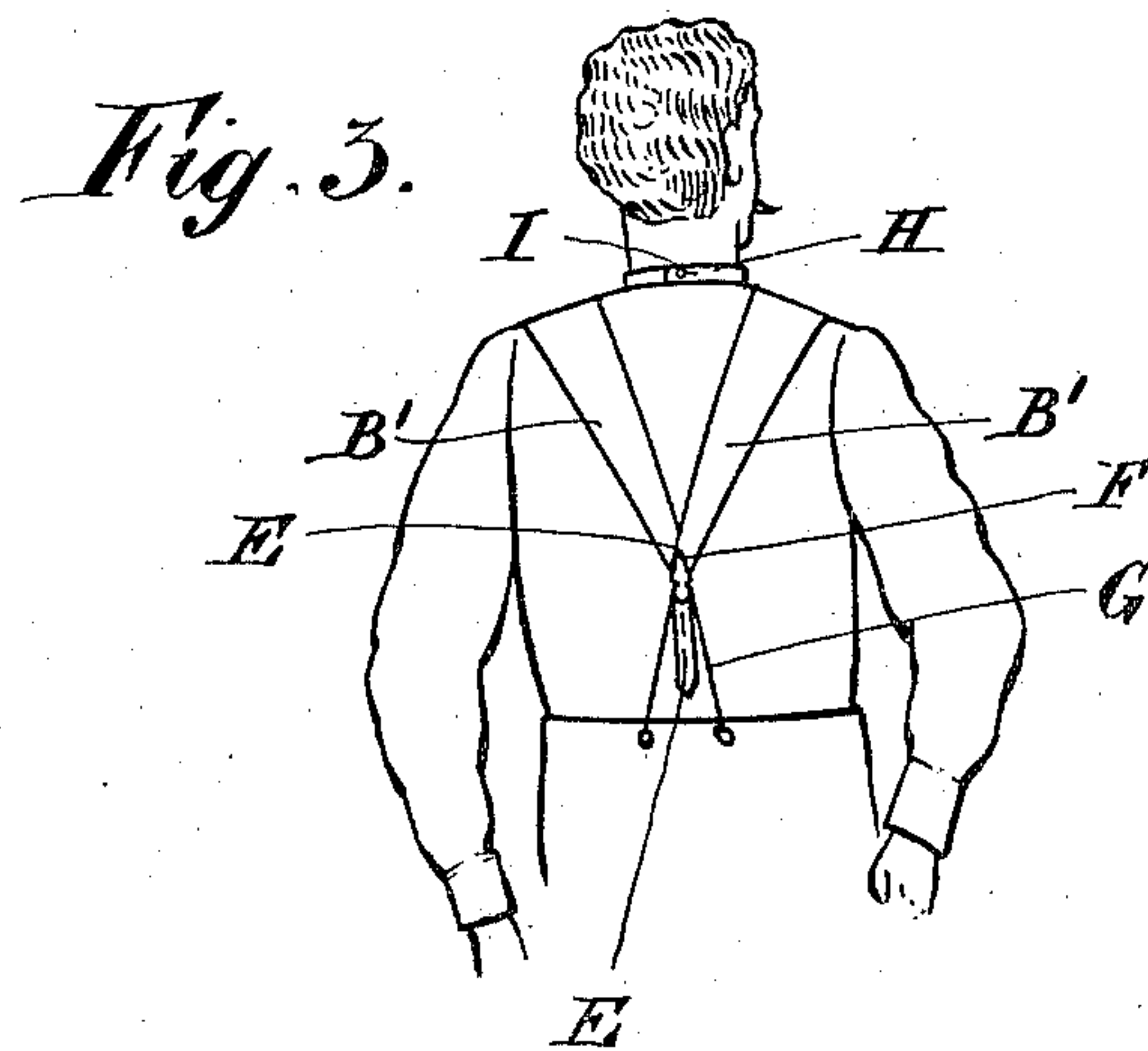
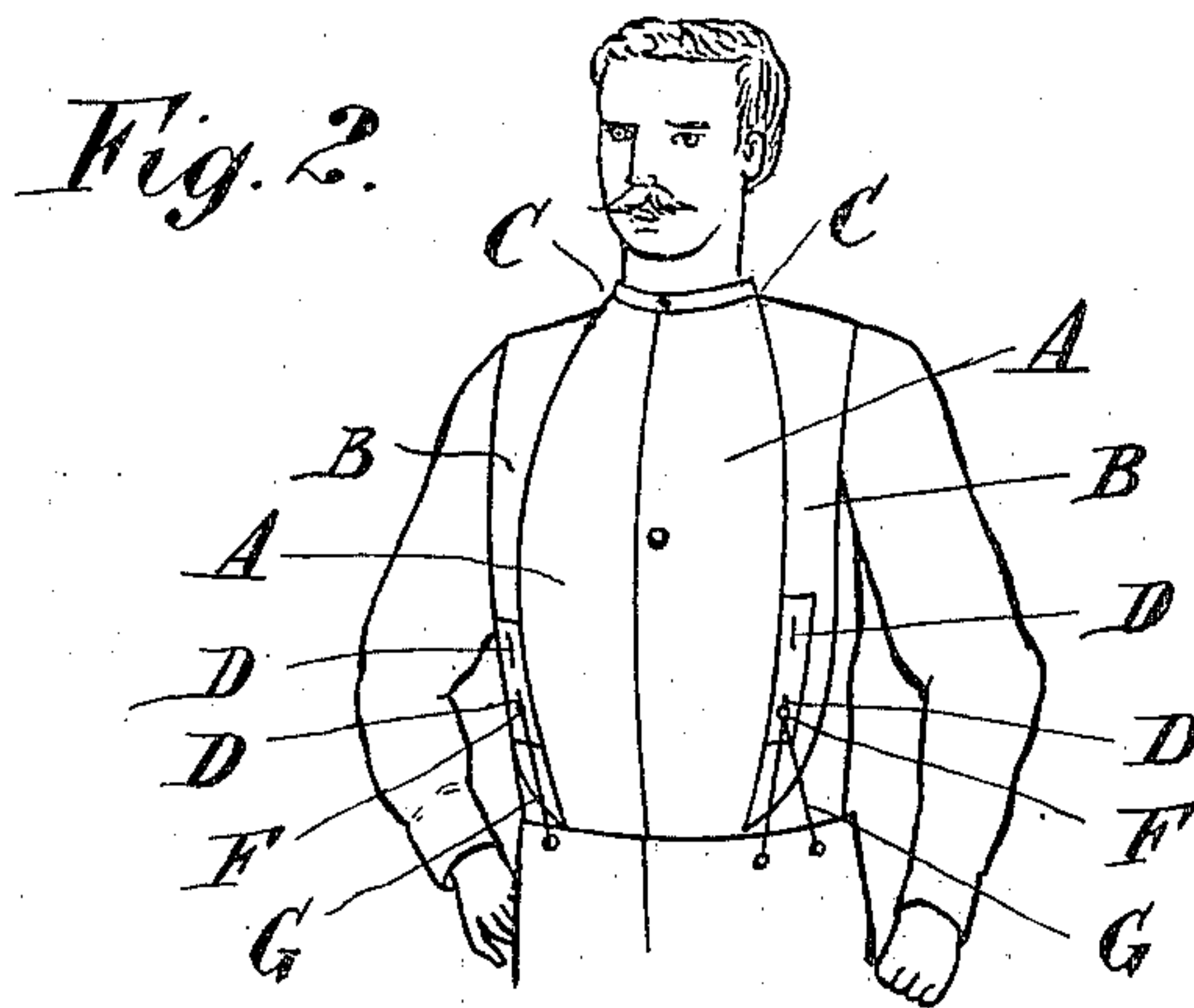
M. E. POORE.

COMBINED SHIRT FRONT AND BRACES.

(Application filed May 22, 1902.)

(No Model.)

4 Sheets—Sheet 2.



Witnesses:
Dennis Sumby,
J. B. Kuyper

Inventor:
Margaretta E. Poore
By
James L. Norris
Atty.

No. 708,397.

Patented Sept. 2, 1902.

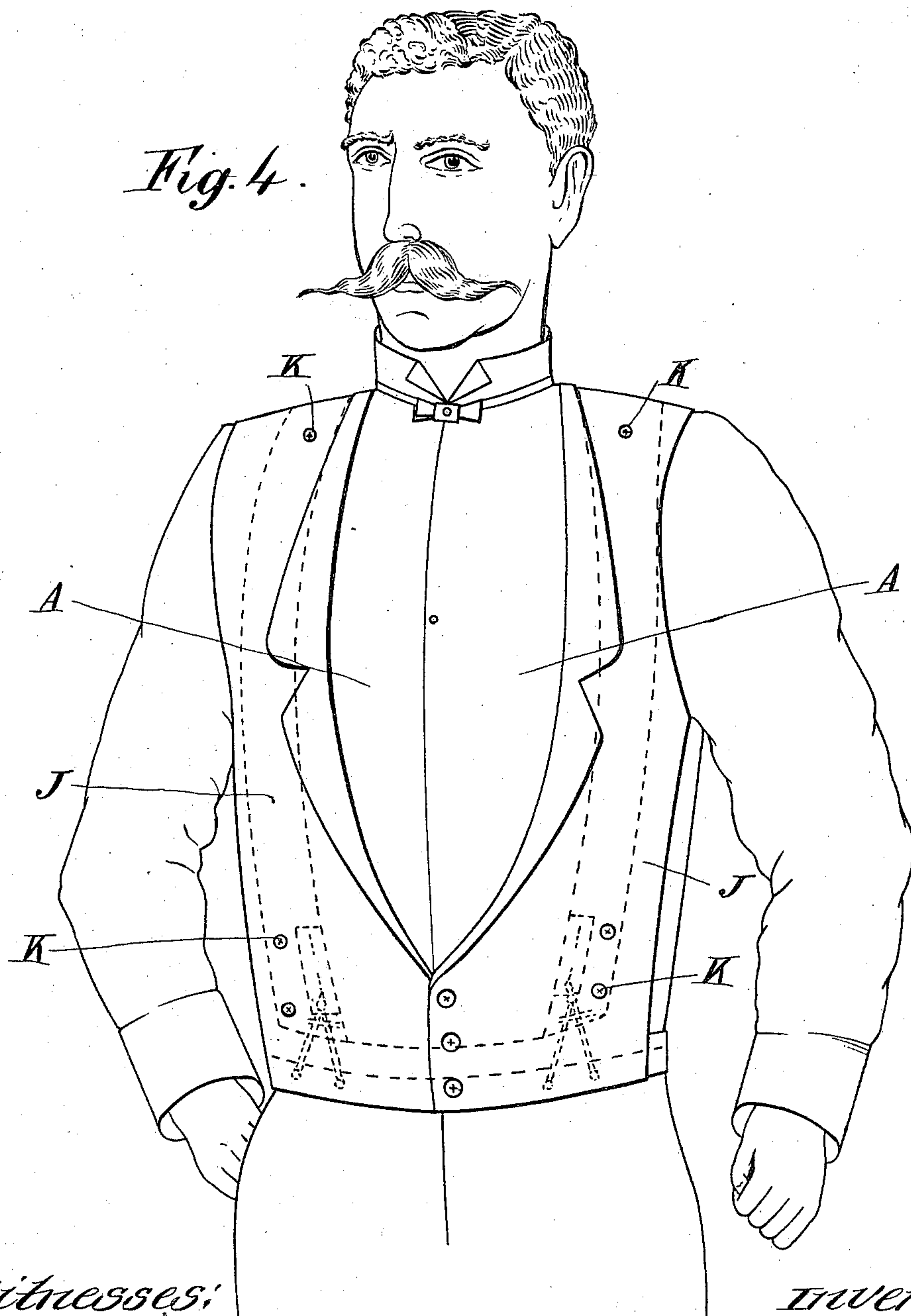
M. E. POORE.

COMBINED SHIRT FRONT AND BRACES.

(Application filed May 22, 1902.)

(No Model.)

4 Sheets—Sheet 3.



Witnesses:
Dennis Sully,
J. B. Keefe

Inventor
Margaretta E. Poore
By
James L. Norris,
Atty

No. 708,397.

Patented Sept. 2, 1902.

M. E. POORE.

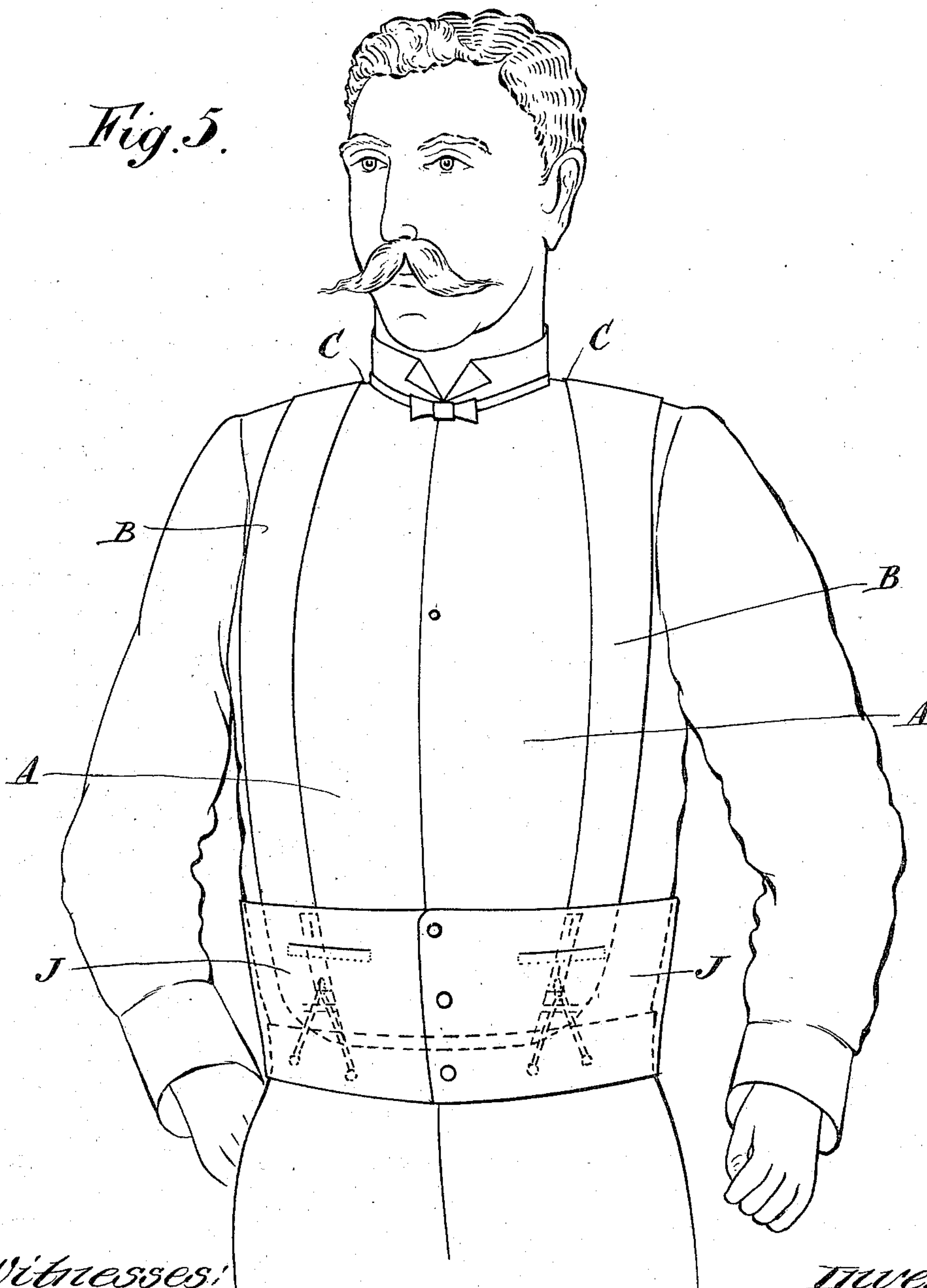
COMBINED SHIRT FRONT AND BRACES.

(Application filed May 22, 1902.)

(No Model.)

4 Sheets—Sheet 4.

Fig. 5.



Witnesses:

Dennis Sumbly,
J. B. Keefe

Inventor

Margaretta E. Poore

By

James L. Norris

Atty.

UNITED STATES PATENT OFFICE.

MARGARETTA EMILY POORE, OF LONDON, ENGLAND, ASSIGNOR TO RICHARD POORE, OF HERNE HILL, LONDON, ENGLAND, AND WILLIAM BRADLEY, OF WOOD GREEN, MIDDLESEX, ENGLAND.

COMBINED SHIRT-FRONT AND BRACES.

SPECIFICATION forming part of Letters Patent No. 708,397, dated September 2, 1902.

Application filed May 22, 1902. Serial No. 108,575. (No model.)

To all whom it may concern:

Be it known that I, MARGARETTA EMILY POORE, a subject of the King of Great Britain, residing at 33 Chaucer road, Herne Hill, London, England, have invented certain new and useful Improvements in a Combined Shirt-Front and Braces, of which the following is a specification.

The object of this invention is an improved combined shirt-front and braces, whereby the ordinary braces are dispensed with and the front is kept in shape close to the body of the wearer, and thus prevented bulging beyond the opening at the waistcoat.

My invention will be clearly understood from the following description aided by the accompanying drawings, in which—

Figure 1 is a plan view of my combined shirt-front and braces complete. Fig. 2 is a front view of the body and head of a man with my combined shirt-front and braces in position. Fig. 3 is a back view of a man with my combined shirt-front and braces in position. Fig. 4 is a front view of a man with my combined shirt-front and braces, together with a false full-front waistcoat. Fig. 5 is a front view of a man with my combined shirt-front and braces, together with a false waistcoat around the waist only.

For the purpose of this invention the front is made with the usual stiffening or soft portion A with projecting pieces or flaps B at each side of a width and strength suitable for the size of front of the wearer, the flaps B continuing from the top C of the shirt-front A in the form of straps B', which pass down the back and cross each other, as at Fig. 3.

The wings B and the straps B' are provided with buttonholes D E for engagement of hook, cross-piece, or other device F of appliances carrying suspenders G for suspending the trousers back and front, and the wings B may have loops through which the suspenders may be passed to assist in keeping the front in proper position upon the wearer.

Any number of buttonholes D E can be made in the wings B and straps B', so that the suspenders G and their appliances may be positioned to suit the desired height of the trousers on the wearer.

The straps B' cross at the back at a buttonhole portion, so that the hook of the back suspender appliance engages both buttonholes and centralizes the strap, as seen at Fig. 3, but such straps can be lengthened and fastened to the buttons on the trousers direct.

The wings B and straps B' are cut to fit the shoulders of the wearer in any easy manner and so that the whole of the weight and strain of the trousers is equally borne on both shoulders, thus insuring perfect ease and comfort during wear.

The neckband H is made to fasten at the back and the stud-holes I are of great length, so as to allow of the front being worn for different sizes of necks, which can be done by bars stitched across, making one or more stud or button holes, the connecting-stud having free movement along the stud-holes I, or the neckband may be secured by an elastic or other device.

A front made as above described may be used with a waistcoat, in which case it has attached pieces of material J, cut and made in imitation of the front portion of dress or other kind of waistcoat, as at Fig. 4, or as the lower part of a waistcoat, as at Fig. 5, which imitation waistcoat renders unnecessary the cummerbund or waist-cloth usually worn in hot weather in place of a waistcoat, and such pieces can be attached to the shirt-front by buttons K, secured to the front flaps B or other part. The front or the wings may also have buttons or other fastenings to prevent the coat flying open and showing the sides of the front and may be worn over underclothing during hot weather or in hot climates, thus dispensing with the usual shirt.

In some cases my combined shirt-front and braces may form part of an ordinary shirt.

What I claim, and desire to secure by Letters Patent, is—

1. A shirt-front, flaps secured a portion of their length to the sides of said shirt-front and the remaining portion of their length free of the shirt-front and adapted to be passed down the back of the wearer and crossing each other at their ends, said flaps provided with buttonholes at each side of the shirt-front and buttonholes registering with each other in their

free ends, in combination with suspender-
straps adapted to engage in the buttonholes
at the side of the shirt-front and in the reg-
istering buttonholes in the free end of the
5 flaps.

2. A shirt-front, flaps secured a portion of
their length to the sides of said shirt-front and
the remaining portion of their length free of
the shirt-front and adapted to be passed down
10 the back of the wearer and crossing each other
at their ends, said flaps provided with button-
holes at each side of the shirt-front and but-
tonholes registering with each other in their
free ends, in combination with suspender-
15 straps adapted to engage in the buttonholes
at the side of the shirt-front and in the regis-
tering buttonholes in the free end of the flaps,
and loops secured to the outer face of said
flaps at the sides of the shirt-front for retain-
20 ing said suspender-straps in position.

3. A shirt-front, a flap at each side of said
shirt-front, each of said flaps extending a por-
tion of its length the entire length of the side

edges of the shirt-front and suitably secured
thereto and the remaining portion of the 25
length of the said flaps being free of the shirt-
front and adapted to be passed down the back
of the wearer and crossing each other at their
ends, each of said flaps provided with a plu-
rality of buttonholes at each side of the shirt- 30
front and further provided in their free ends
with a buttonhole, the buttonholes in the ends
of the flaps registering with each other, in
combination with suspender-straps adapted
to engage in the buttonholes at the sides of 35
the shirt-front and in the registering button-
holes in the ends of the flaps, substantially as
shown and described.

In testimony whereof I have hereunto set
my hand in presence of two subscribing wit- 40
nesses.

MARGARETTA EMILY POORE.

Witnesses:

WM. O. BROWN,
HUGH HUGHES.