

No. 706,566.

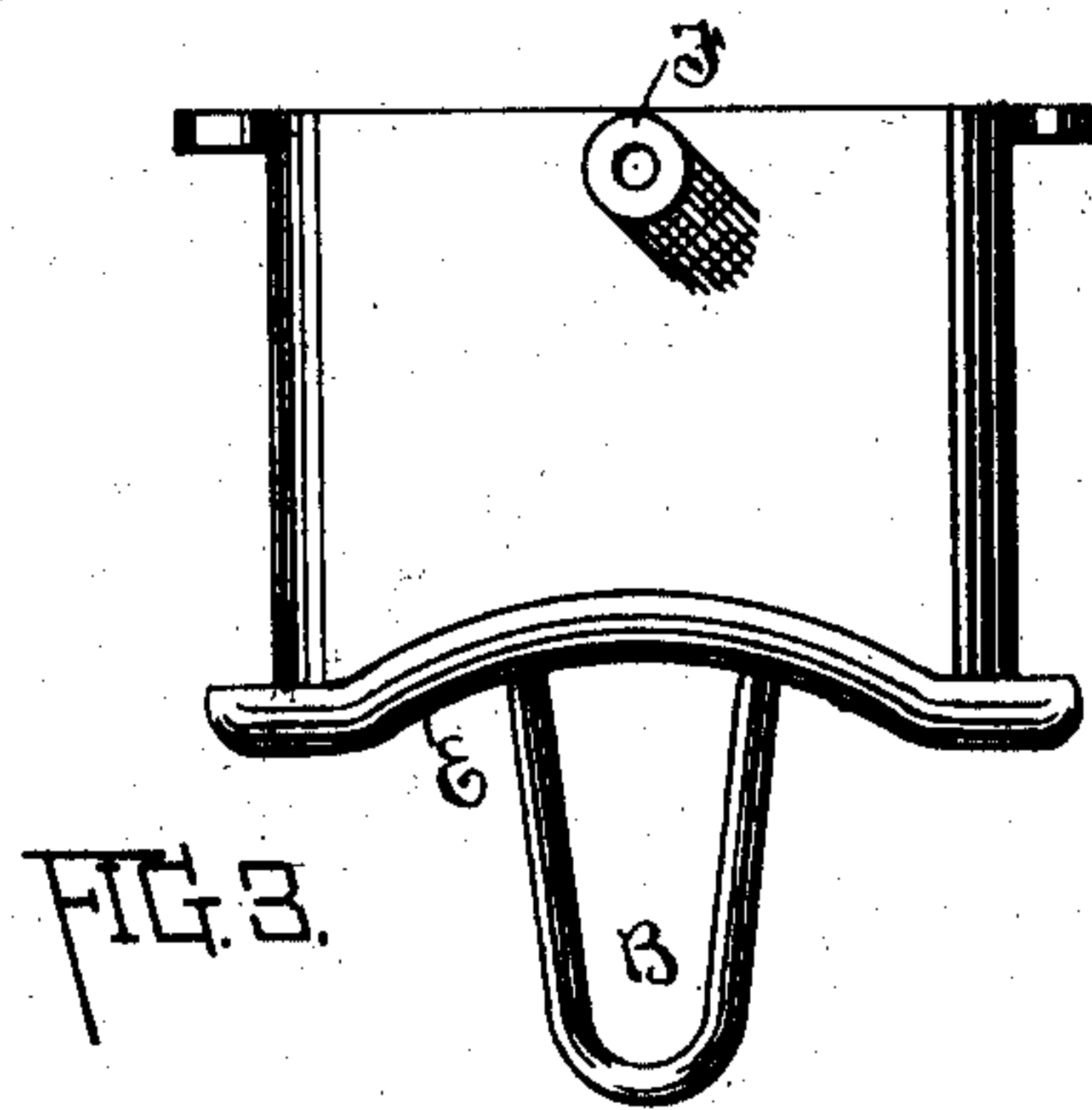
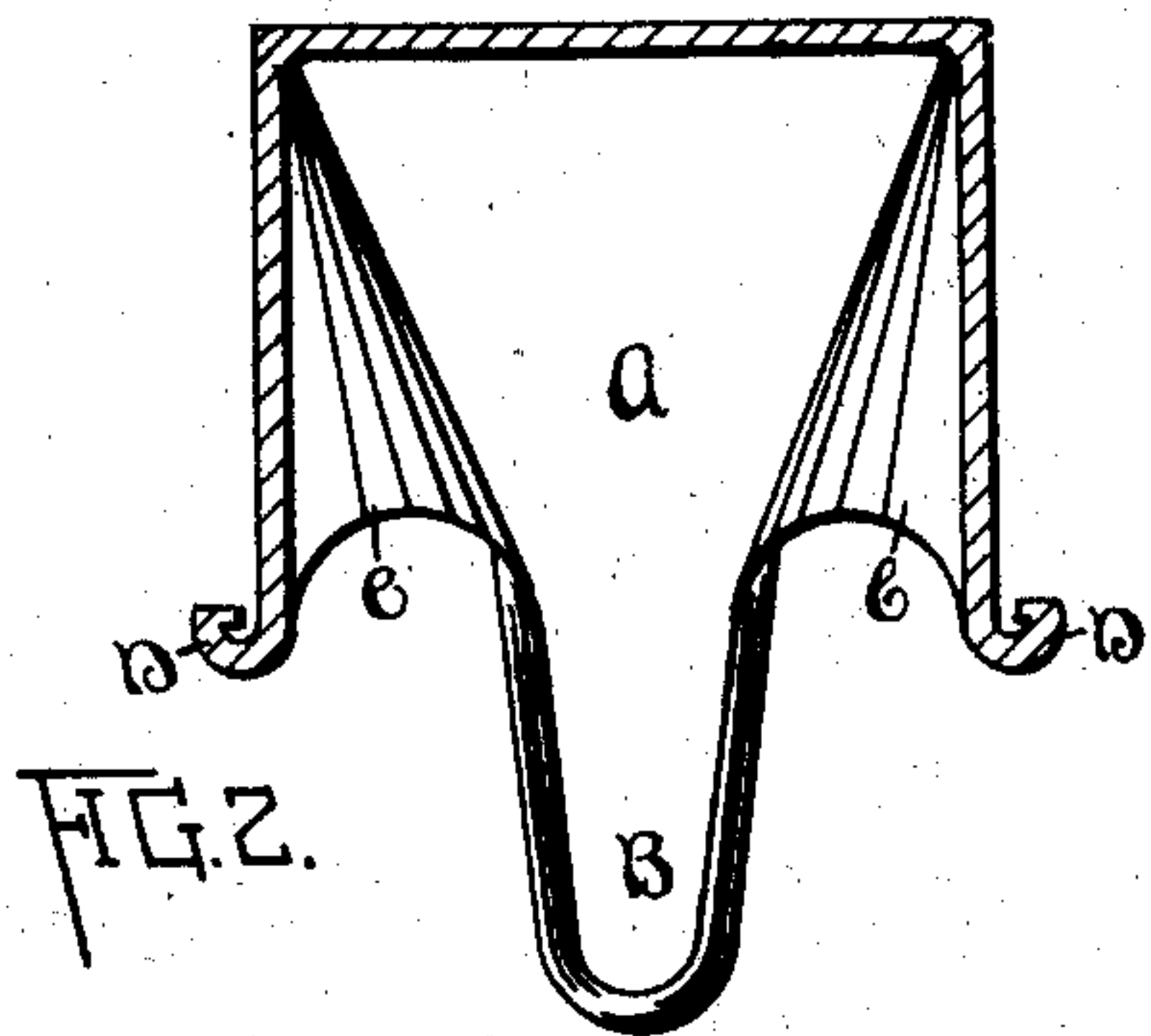
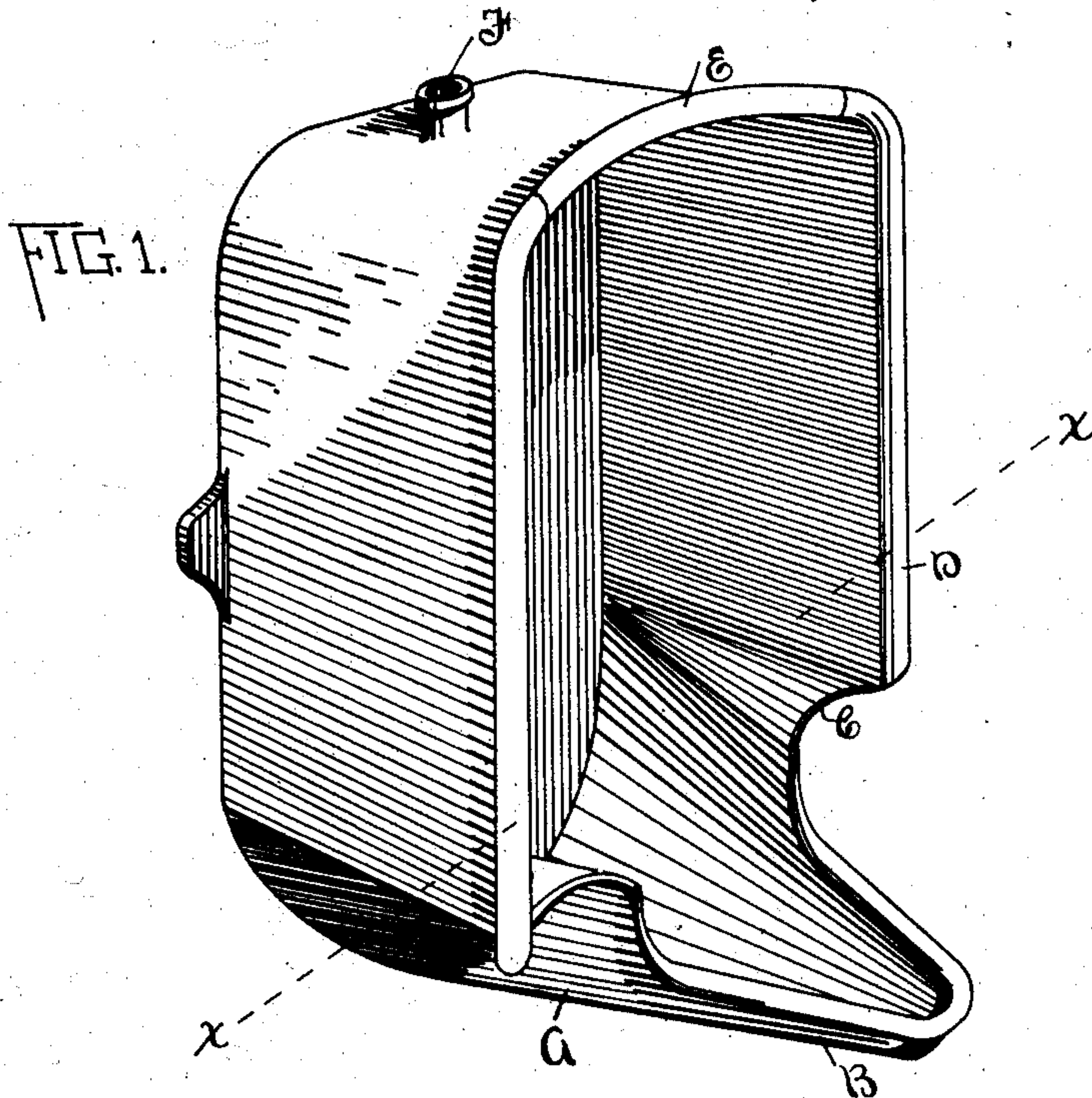
Patented Aug. 12, 1902.

H. D. JAMES.

URINAL.

(Application filed May 11, 1901.)

(No Model.)



WITNESSES:

E. Warren
William Stephens.

Herman D. James INVENTOR

BY

Geo. B. Wilcox ATTORNEY

UNITED STATES PATENT OFFICE.

HEMAN D. JANES, OF SAGINAW, MICHIGAN.

URINAL.

SPECIFICATION forming part of Letters Patent No. 706,566, dated August 12, 1902.

Application filed May 11, 1901. Serial No. 59,739. (No model.)

To all whom it may concern:

Be it known that I, HEMAN D. JANES, a citizen of the United States, residing at Saginaw, in the county of Saginaw and State of Michigan, have invented certain new and useful Improvements in Urinals; and I do hereby declare the following to be a full, clear, and exact description of the invention, such as will enable others skilled in the art to which it appertains to make and use the same.

This invention relates to improvements in urinals; and the improvements consist in certain constructions and arrangements of the parts of a urinal whereby the objects of my invention are attained. These objects are to make a urinal of such construction that adequate privacy will be secured without the necessity of the stalls and partitions required with urinals of common construction, thus greatly reducing the cost of installation; to make a urinal of such construction that the liability of the surroundings becoming foul is reduced to a minimum and the cost of labor for scrubbing and cleaning is reduced; to make a urinal that will occupy less space than the ordinary urinal with its partitions, at the same time possessing all the advantages of accessibility and facility for ventilation.

My improved urinal is illustrated in the accompanying drawings, in which—

Figure 1 is a perspective view. Fig. 2 is a horizontal section on the line $x-x$ of Fig. 1, and Fig. 3 is a top view.

As is clearly shown in the drawings, the device consists in the bowl A with its projecting part B, as in ordinary urinals; but I prefer to make the part B of somewhat greater length than is now customary. Above the bowl A the sides are flared out nearly in a horizontal plane toward the front, as at C. From the outer edge of the flared sides walls D extend upwardly, forming the combined hood and guard, the purpose of which will be explained. The top of the hood has a curved front edge E, which is above the projection B, and the front edges of the parts C are likewise curved.

In use the device operates as follows: The urinal is secured to a wall or other support considerably lower than is customary with

the common types. Being so situated, the front edge E conforms to the waist of the user and serves not only as a screen, but acts as a support and also increases the ventilation through the opening F. Similarly the flared parts C, which are substantially horizontal, but are preferably inclined sufficiently for drainage, support the lower part of the body by contact with the legs between the knees and trunk.

In practice I prefer to construct the entire urinal in one piece, as is shown in the drawings; but the bowl and the hood might be made in two or more parts without departing from my invention.

By the means above described I have produced a urinal that is cleanly, simple in construction, occupies but little space, induces increased ventilation when it is most needed, and can be installed without the necessity of partitions or stalls to insure privacy.

It will be noticed that with this construction the user in order to secure privacy must stand directly over the projecting portion of the bowl, and when so used the urinal effectually prevents soiling of the floor.

In some cases the hood portion of the urinal is so constructed as to fit urinal-bowls of ordinary construction instead of being made in one piece, and such construction I consider to be within the scope of my invention.

What I claim as my invention, and desire to secure by Letters Patent, is—

1. A hood for urinals having a curved top for supporting the body of the user; inclosing sides; and substantially horizontal flaring portions at the lower ends of the inclosing sides, said flaring portions having curved front edges, for the purposes set forth.

2. A hood for urinals having a top provided with a curved front edge; inclosing sides having substantially vertical front edges; and substantially horizontal flaring lower portions having curved front edges, for the purposes set forth.

In testimony whereof I affix my signature in presence of two witnesses.

HEMAN D. JANES.

Witnesses:

WILLIAM STEPHENS,
EDWARD F. WARREN.