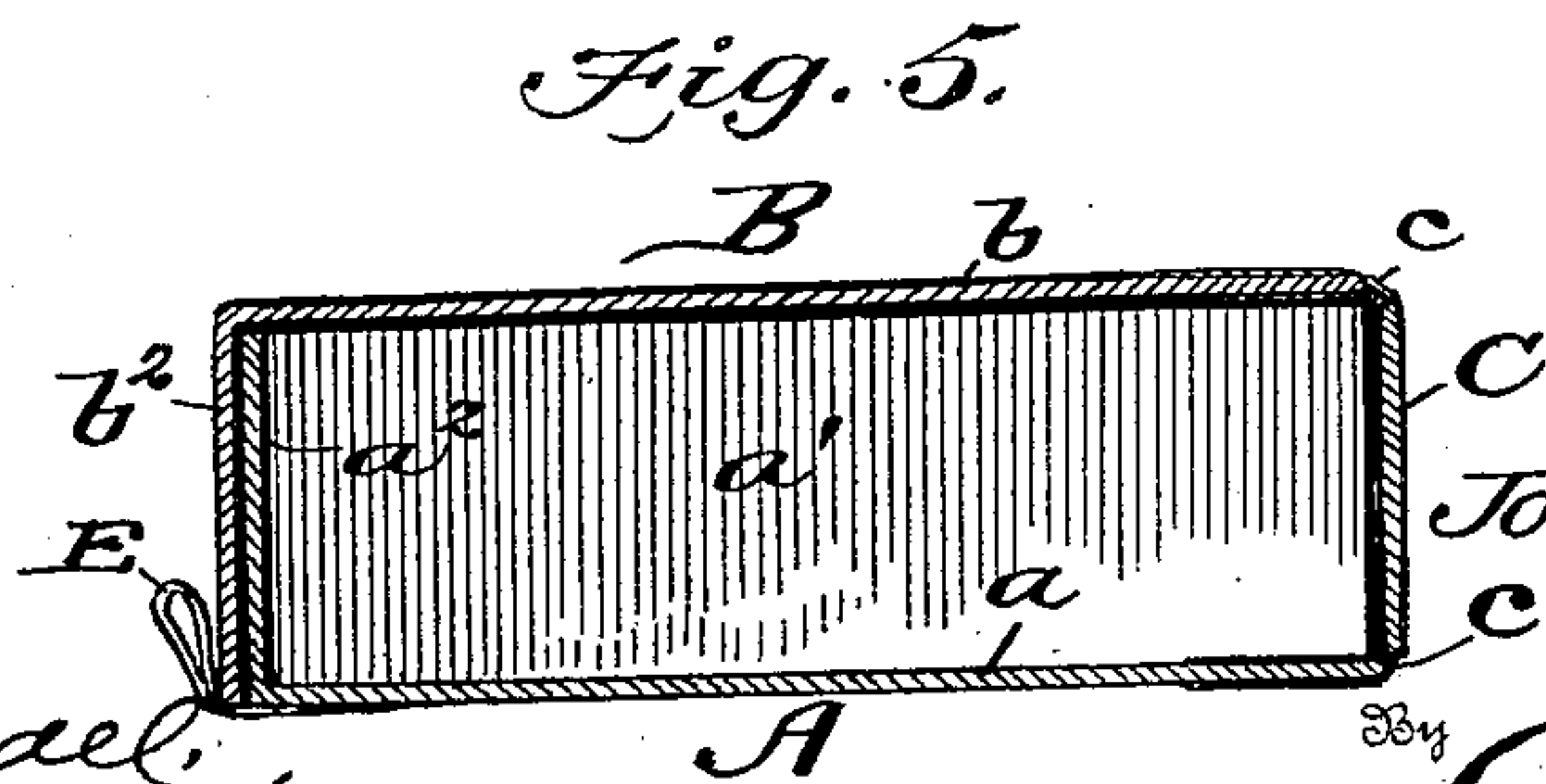
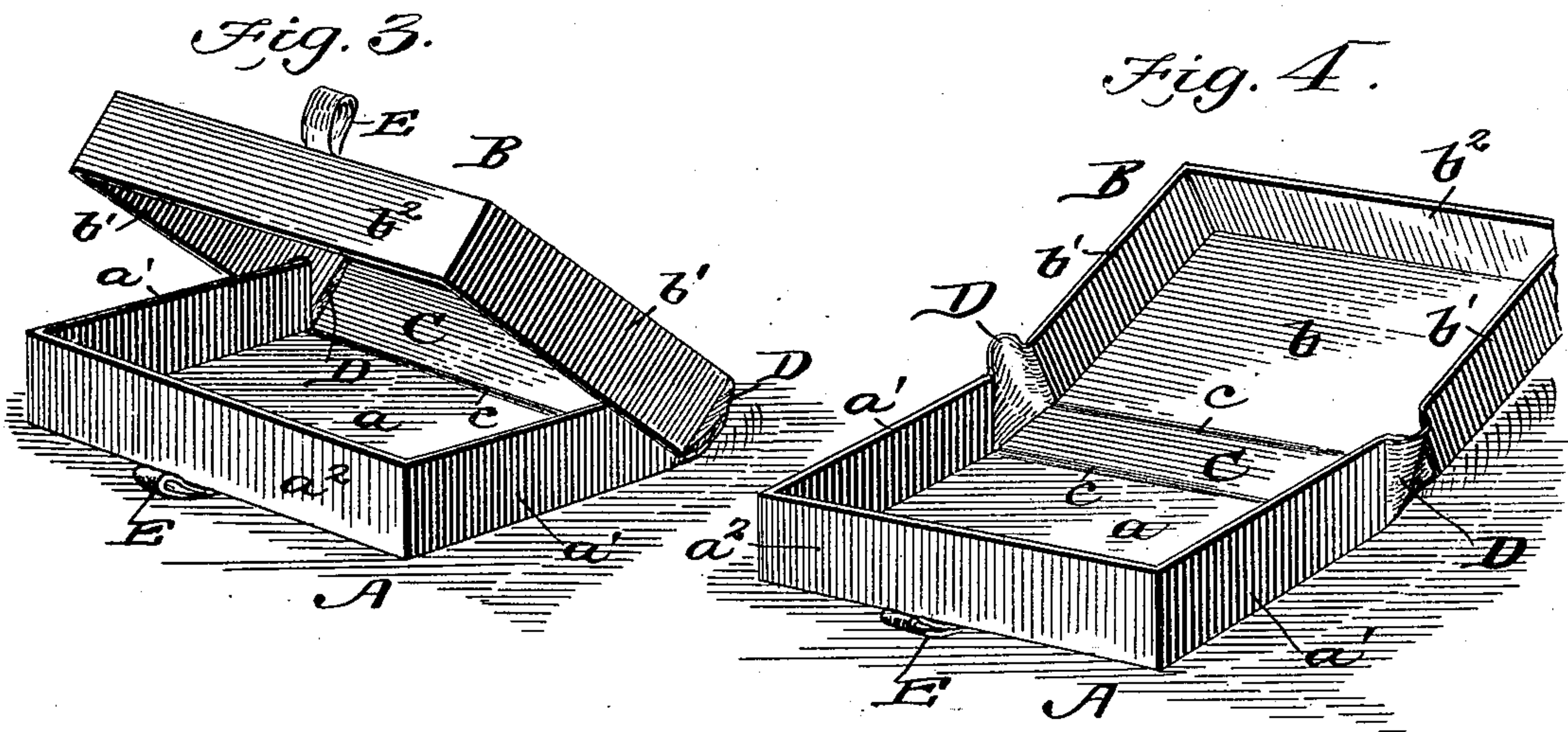
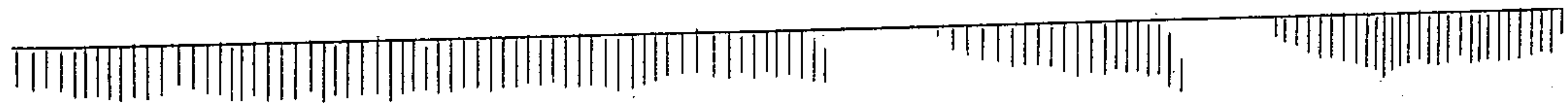
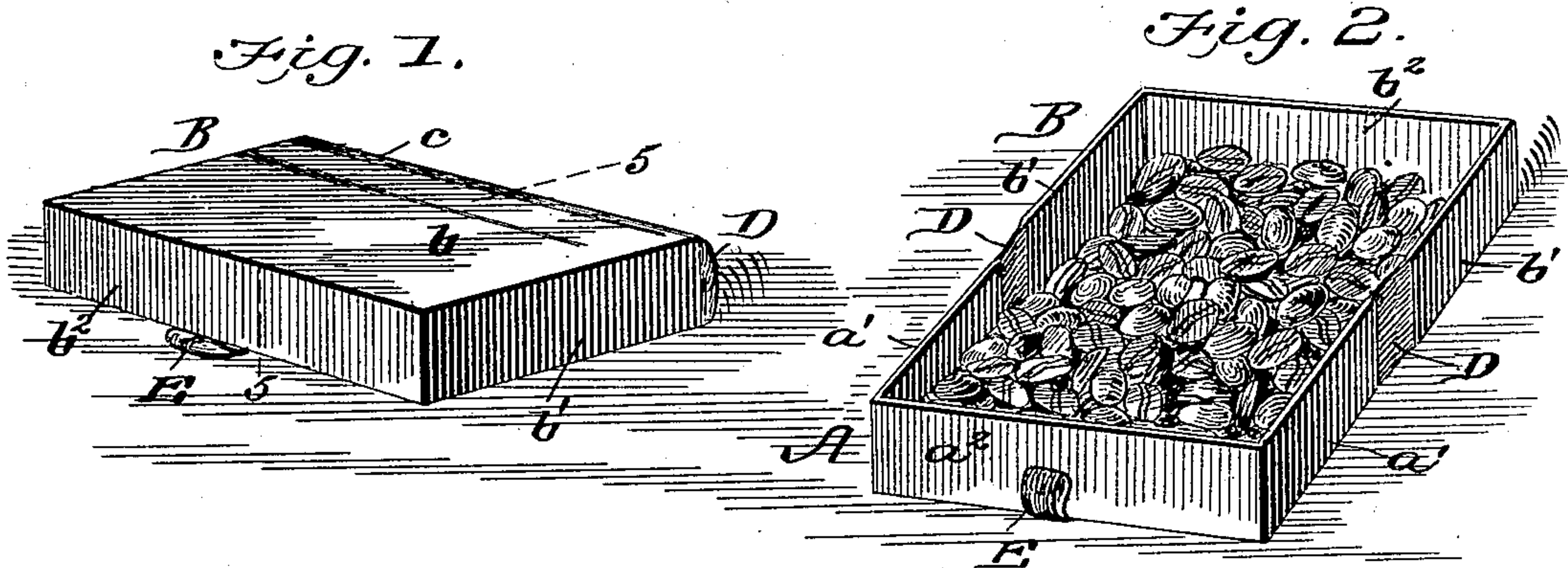


No. 706,057.

Patented Aug. 5, 1902.

J. A. HOLLEM.
FOLDING BOX OR CASE.
(Application filed Aug. 3, 1901.)

(No Model.)



Witnesses
M. H. Clondell,
Charles Shaw

Inventor
John A. Hollem,
By *O. Mearns*
Attorneys

UNITED STATES PATENT OFFICE.

JOHN A. HOLLEM, OF SIOUX CITY, IOWA.

FOLDING BOX OR CASE.

SPECIFICATION forming part of Letters Patent No. 706,057, dated August 5, 1902.

Application filed August 3, 1901. Serial No. 70,808. (No model.)

To all whom it may concern:

Be it known that I, JOHN A. HOLLEM, a citizen of the United States, residing at Sioux City, in the county of Woodbury and State of Iowa, have invented a new and useful Folding Box or Case, of which the following is a specification.

My invention is an improvement in sample-cases designed especially for use for drummers in which their wares, especially coffee, grain, spices, and the like, may be conveniently carried and exhibited.

It is therefore the object of my device to provide a case or box so arranged that it may be opened and converted into a tray in which the goods may be spread out to permit of a better display.

A further object is to so arrange the case that it can be opened and closed without causing a loss of its contents; and with these objects in view my invention consists in the peculiar and novel arrangement of parts, as will be fully described in the following specification and pointed out in the claims, reference being had to the accompanying drawings, in which—

Figure 1 is a perspective view of my improved case folded. Fig. 2 is a similar view, opened, showing the box converted into a tray and showing the manner of exhibiting the contents of the case. Figs. 3 and 4 are perspective views showing the positions of the sections when being opened, and Fig. 5 is a cross-section taken about on the line 5 5 of Fig. 1.

My improved case (shown most clearly in Fig. 4) is made of two sections A and B, each comprising the bottom portions a and b and the sides and ends a' a^2 and b' b^2 , respectively. The bottom sections are united by a strip C, whose edges are hinged to the bottom portions, as shown at c c , the sides a' and b' being united by a flexible section D and the section A being provided with a tape E, as clearly shown and for the purpose as will appear later on.

By constructing the case as described the two sections may be folded together, and for that purpose the section A is of a trifle smaller diameter than the section B, thus providing a closely-fitting box in which the contents may be carried without the fear of spilling, and it will be observed that the connecting-section C is of a height or breadth equal that of the sides and end, which makes when folded a

box having four sides of equal height, and when open the said section folds out flush with the bottoms, with the flexible sections D filling the space between the sides a' and b' .

As shown in the drawings, the case is made of pasteboard suitably covered by cloth or other durable material; but I desire it understood that it may be made of metal, rubber, or any material as the occasion may demand.

As before stated, my invention is designed especially for drummers' use for exhibiting samples of their wares, and in practice the cases are filled with the article the salesman is canvassing, and when exhibiting the goods the case is preferably held in the left hand, with the thumb and forefinger grasping the tape to firmly hold it. Then with the right hand the cover is opened and laid back, converting the case or box into an elongated tray, which permits of the contents being spread out, and thus enabling the purchaser to examine more closely thereof, after which the section B is folded back over the section A without causing a loss of the contents by spilling.

The advantage of my case will readily appear, as I not only provide a convenient receptacle for exhibiting the goods, but also by arranging the device to fold as described many cases may be packed in the salesman's grip without taking up much room.

Having thus fully described my invention, what I claim as new, and desire to secure by Letters Patent, is—

1. A sample-case comprising two sections, one of which being smaller than the other and each having upright sides and an end portion, a strip hingedly connected to the bottoms of the sections at the open ends thereof, a flexible connection uniting the sides of the said sections, and a tape secured to the larger section, substantially as shown and for the purpose set forth.

2. A sample-case substantially as described comprising two sections, each section being formed of a bottom, sides and an end portion, a solid strip having its sides hinged to the open ends of the bottoms, flexible sections uniting the inner ends of the sides, and a tape connected to one of the sections, substantially as shown and described.

JOHN A. HOLLEM.

Witnesses:

C. N. JEPSON,

CHRISTIAN SOLVSBERG.