

No. 703,094.

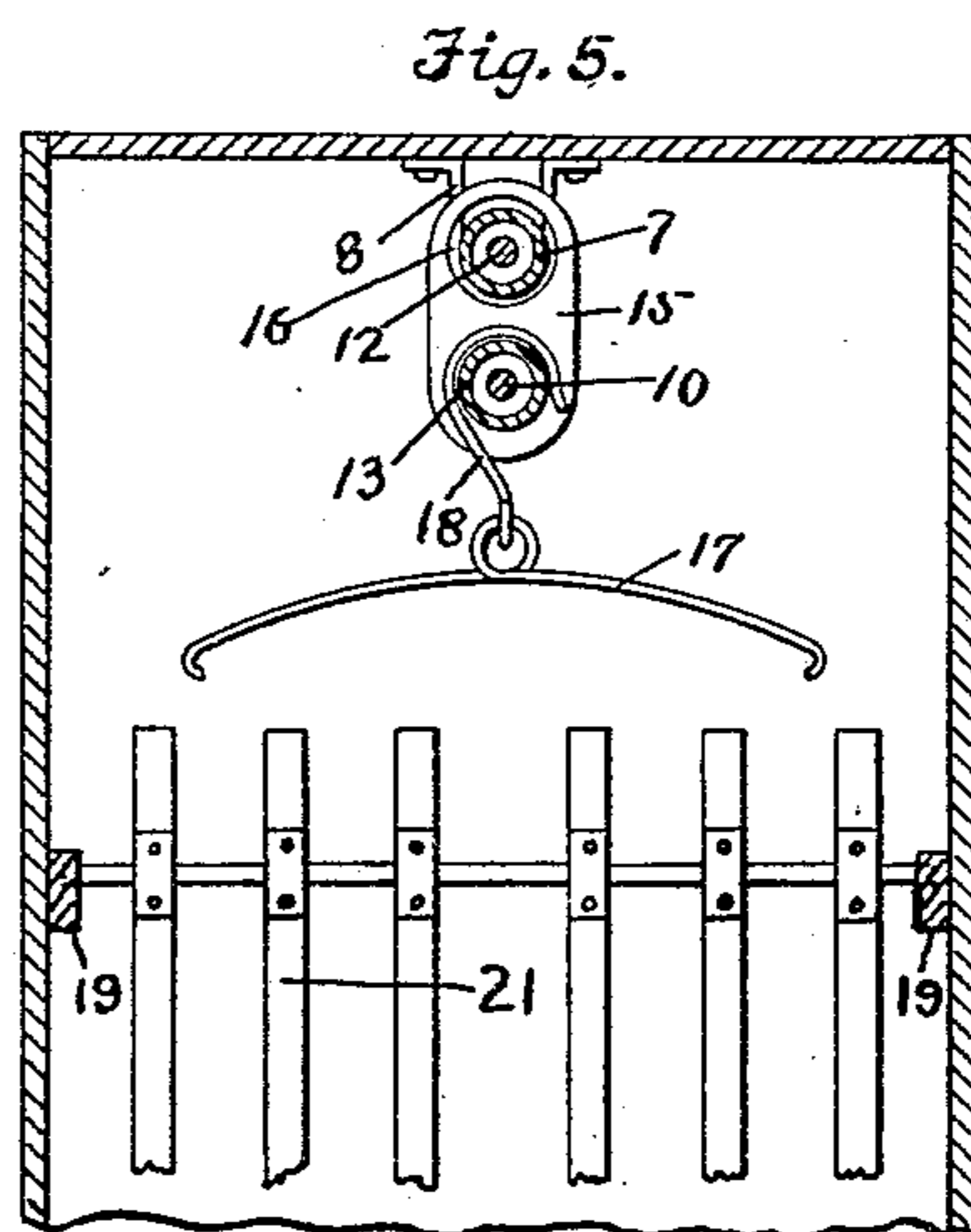
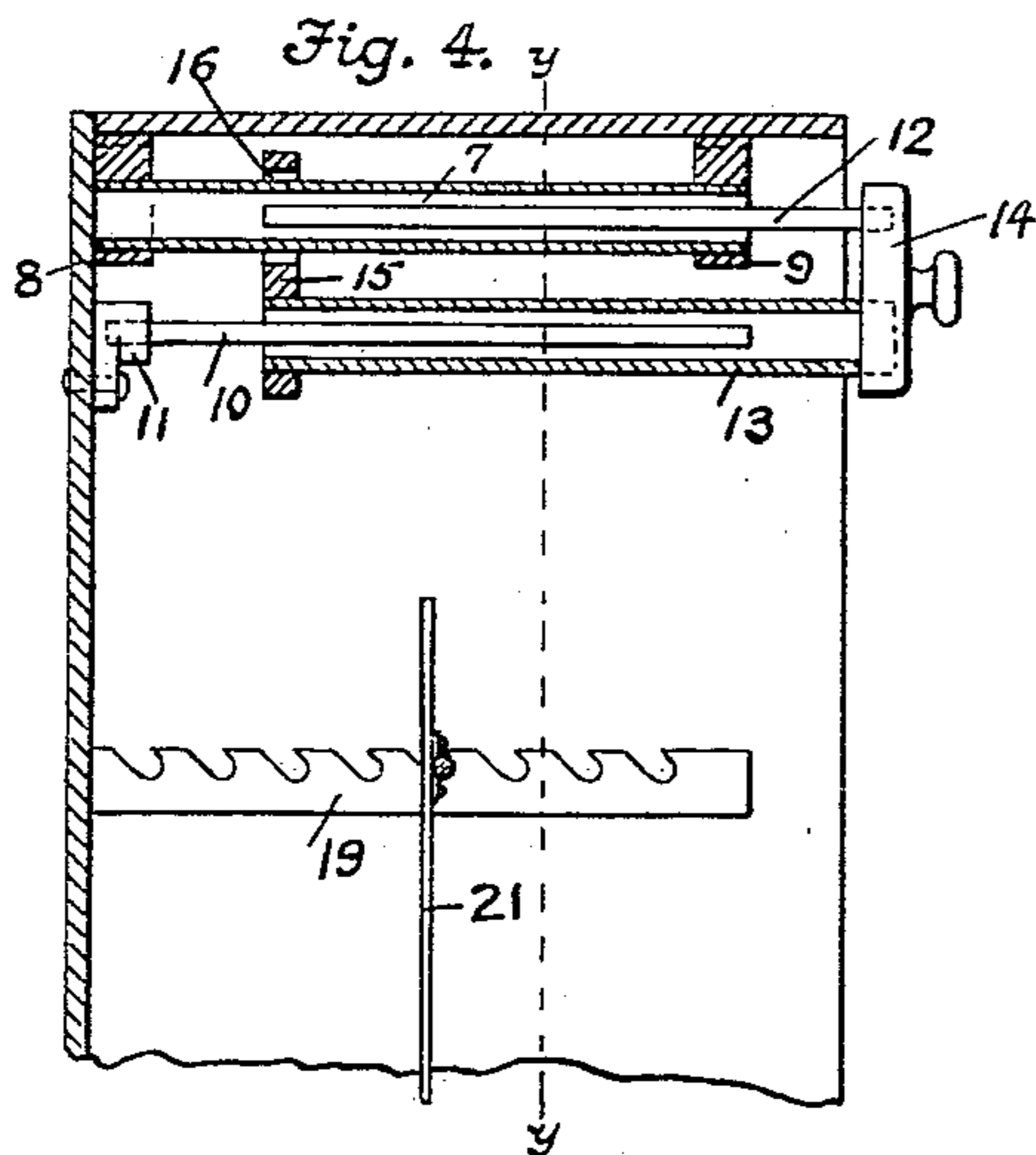
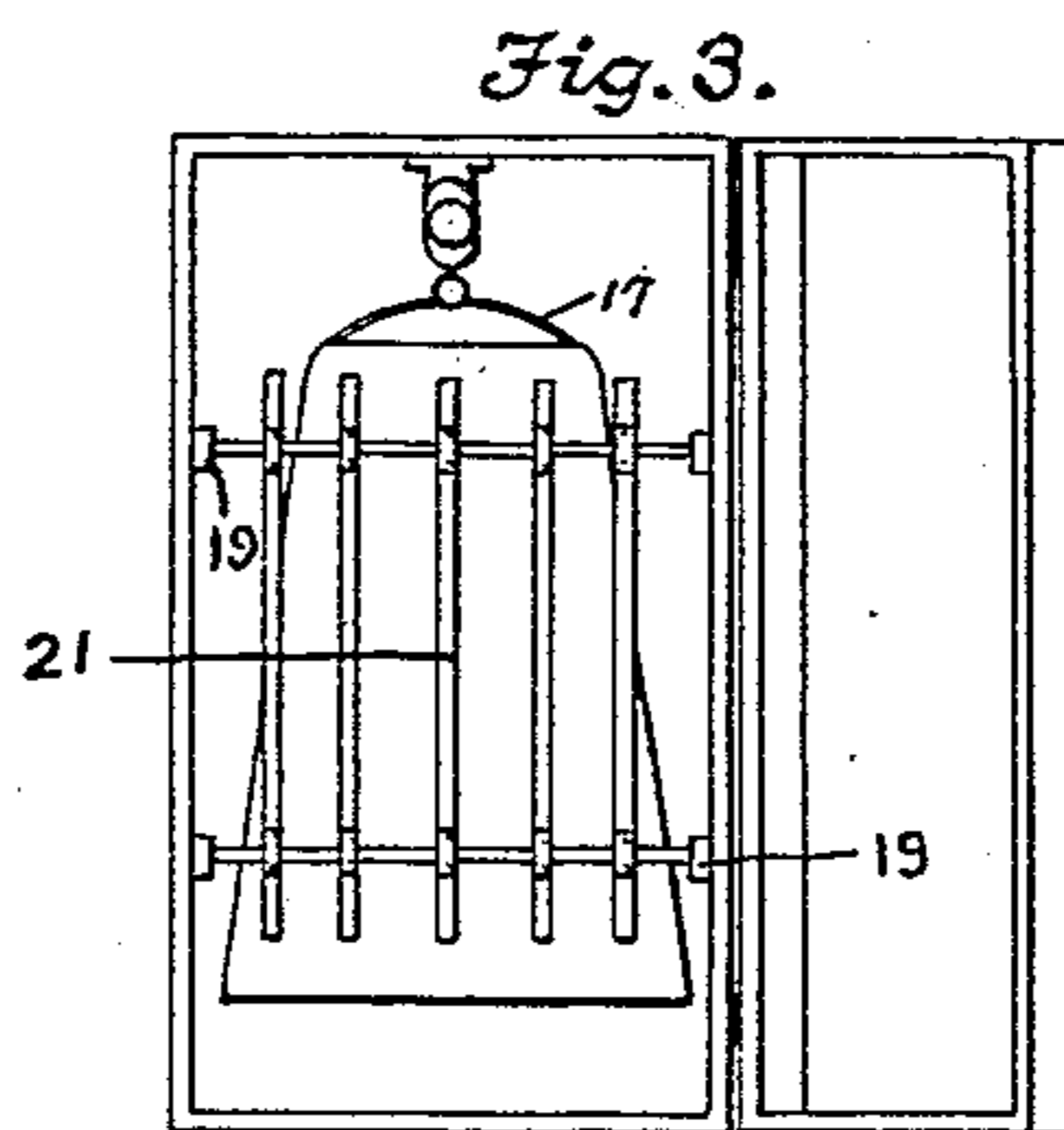
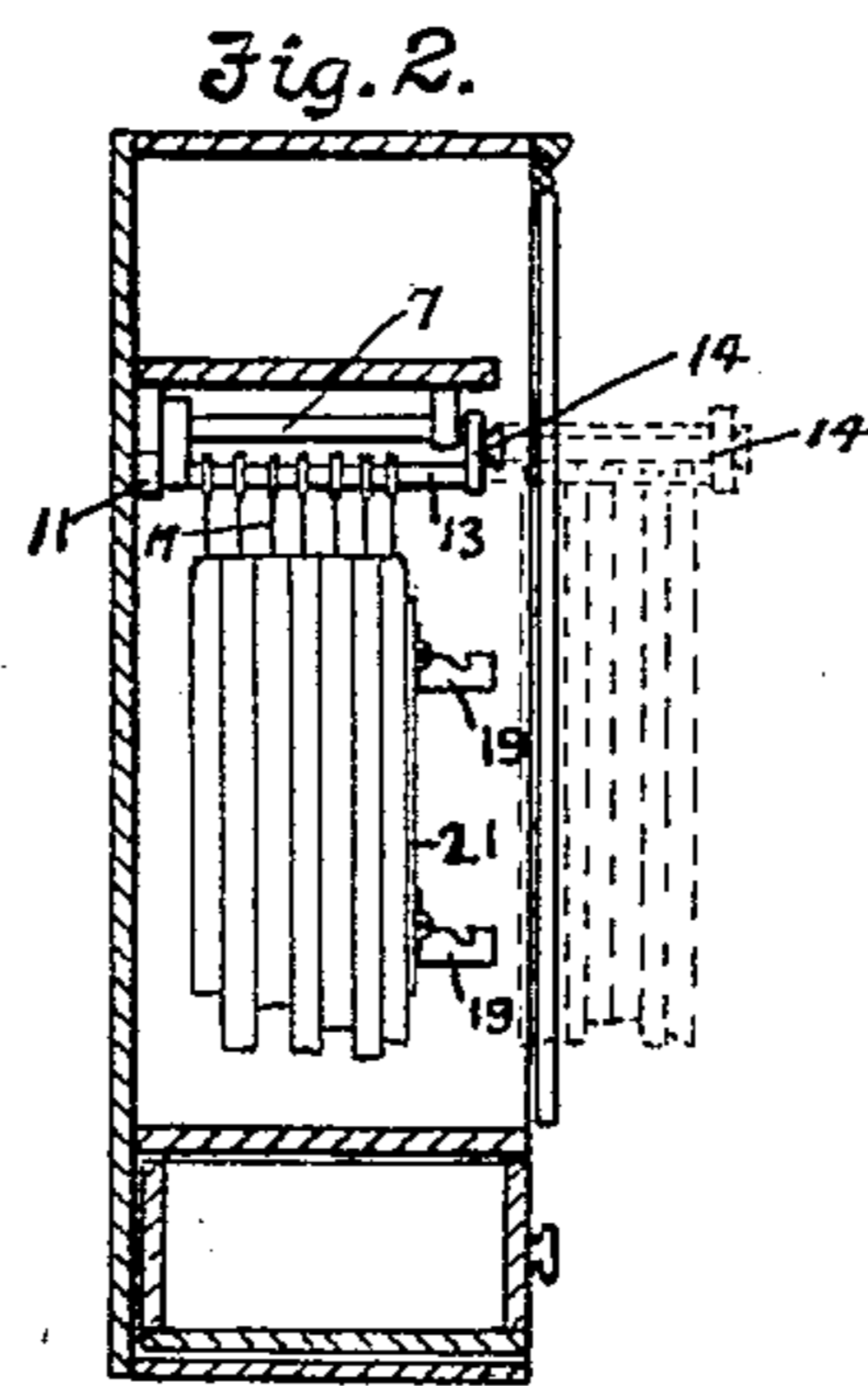
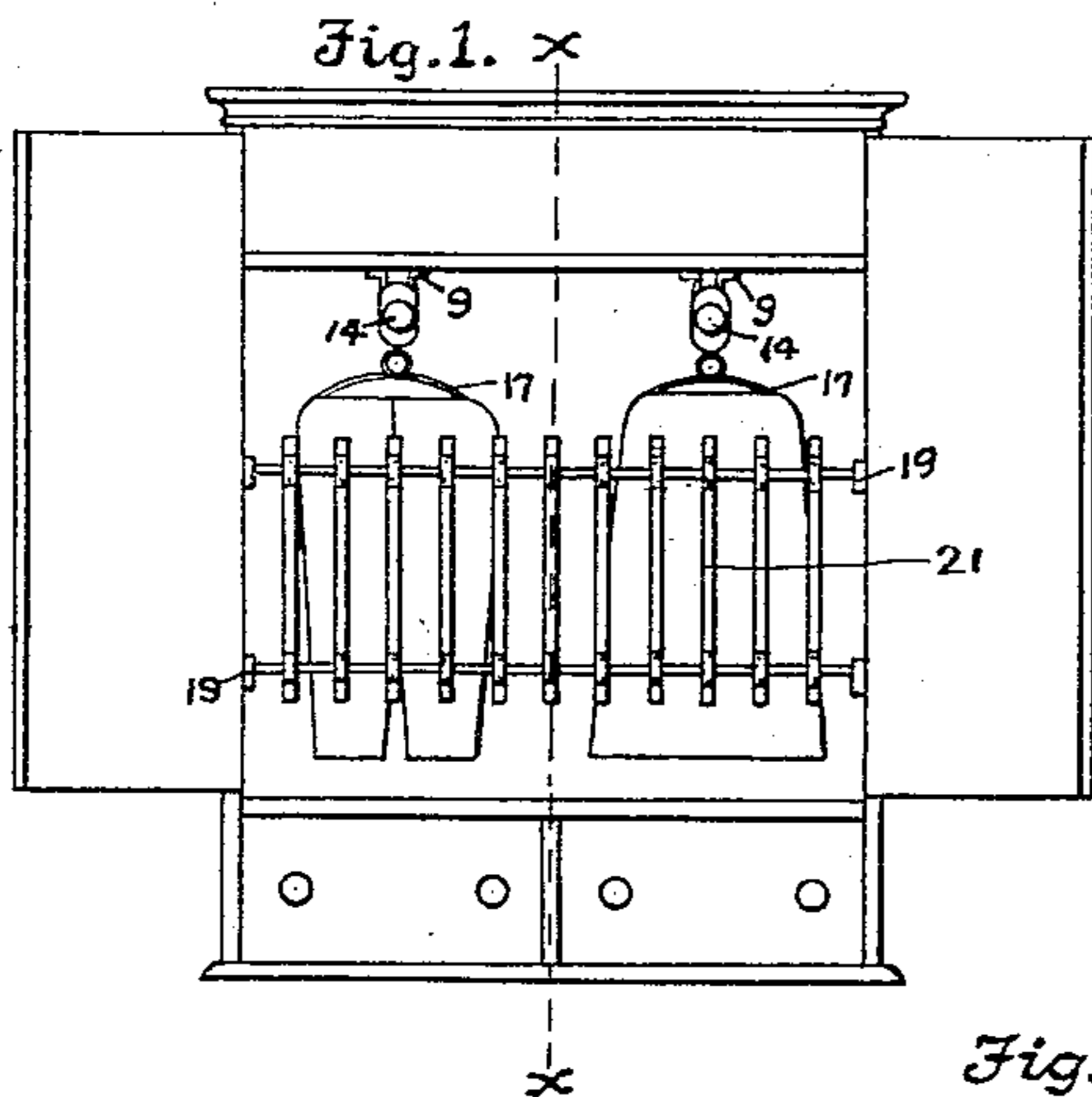
Patented June 24, 1902.

P. STEIGER.

GARMENT HANGER FOR WARDROBES, &c.

(Application filed June 29, 1901.)

(No Model.)



WITNESSES:

R. P. Boyden
Henry C. Wagner

INVENTOR:

Peter Steiger
By Robert Lipson
Attorney.

UNITED STATES PATENT OFFICE.

PETER STEIGER, OF BALTIMORE, MARYLAND.

GARMENT-HANGER FOR WARDROBES, &c.

SPECIFICATION forming part of Letters Patent No. 703,094, dated June 24, 1902.

Application filed June 29, 1901. Serial No. 66,461. (No model.)

To all whom it may concern:

Be it known that I, PETER STEIGER, a citizen of the United States, residing at Baltimore, in the State of Maryland, have invented certain new and useful Improvements in Garment-Hangers for Wardrobes, Trunks, &c., of which the following is a specification.

This invention relates to a new and useful means by which garments are conveniently hung, packed in, or removed from trunks, wardrobes, closets, &c.; and it consists of the following:

In the drawings, Figure 1 is a front view of a closet or wardrobe with doors opened, showing how one or more of the devices may be fixed therein. Fig. 2 is a section on line *x x* of Fig. 1, showing the carrier in dotted lines pulled out to the full extent. Fig. 3 is a view of a trunk or chest with the lid open, showing the device therein. Fig. 4 is a longitudinal section of the device. Fig. 5 is a cross-section of Fig. 4 on line *y y*.

Like numerals refer to the same parts throughout the several views.

The tube or sleeve 7 is made fast to the top of the compartment by the straps 8 and 9. The rod 10 is held in place and fixed to the back of the wardrobe or closet by the small bracket 11. The rod 12 and the tube or sleeve 13 are threaded into the head 14. The casting 15 is permanently attached to the inner end of the tube 13 and slides loosely on the fixed tube 7 by means of the slot or hole 16. The garment-hangers 17 are hung on the tube 13 by the rings or hooks 18.

The sides of the trunk or wardrobe are provided with the notched strips 19 to receive the ends of the rods of the rack 21, which serves to economize space and keep the garments in a compact condition, thereby preventing them from becoming mussed or wrinkled.

In the operation the garment-carrying part of the device is pulled out by the head 14, which serves as a handle, until the casting 15 comes in contact with the strap 9, which acts as a stop. When the device is in this position, garments can be quickly and conveniently placed on or removed from the hangers 17. The garment-carrier is placed in the normal or closed position by pushing same back until the casting 15 comes in contact

with the strap 8, which serves as a back-stop for the carrier.

It is obvious that the construction of the device can be greatly modified. Therefore I include as within the claims any modification thereof.

Having described my invention, what I claim, and desire to secure by Letters Patent, is—

1. A garment-hanger comprising a fixed guide formed of upper and lower members mounted in juxtaposition, and a movable carrier also formed of upper and lower members having telescopic engagement with the members of said guide, as set forth.

2. A garment-hanger comprising a fixed guide formed of upper and lower members mounted in juxtaposition, a movable guide also formed of upper and lower members having telescopic engagement with the members of said guide, and means for limiting the outward movement of said movable guide, as set forth.

3. A garment-hanger comprising a fixed guide formed of a sleeve and a rod mounted in juxtaposition, and a movable carrier also comprising a sleeve and a rod arranged to have telescopic engagement with the members of said guide, as set forth.

4. A garment-hanger comprising a fixed guide formed of a sleeve and a rod mounted in juxtaposition, a head or a casting having a handle and a sleeve and a rod mounted in juxtaposition in said head or casting and arranged to have telescopic engagement with the members of said guide, as set forth.

5. A garment-hanger comprising a fixed guide formed of a rod and a sleeve mounted in juxtaposition, a movable carrier also comprising a sleeve and a rod arranged to have telescopic engagement with the members of said guide, and means for limiting the outward movement of said guide, as set forth.

6. A garment-hanger comprising a fixed guide formed of a rod and a sleeve mounted in juxtaposition, a movable carrier also comprising a sleeve and a rod mounted in juxtaposition and arranged to have telescopic engagement with said guide and a collar carried by the sleeve of said carrier and arranged to slide on the sleeve of said guide, as set forth.

7. The combination with a receptacle of a
fixed guide comprising two members secured
in juxtaposition to one of the walls of said
receptacle, a movable carrier also formed of
5 two members and having telescopic engage-
ment with said guide, rack-bars secured to
opposite walls of said receptacle and parallel
with said guide, and a follower adjustably

mounted on said rack-bars, substantially as
set forth. 10

In testimony whereof I affix my signature
in the presence of two witnesses.

PETER STEIGER.

Witnesses:

B. F. BOYDEN,
HENRY C. WAGNER.