

No. 700,395.

Patented May 20, 1902.

E. A. WILCOX.
CIGAR PACKAGE.

(Application filed Nov. 20, 1901.)

(No Model.)

Fig. 1.

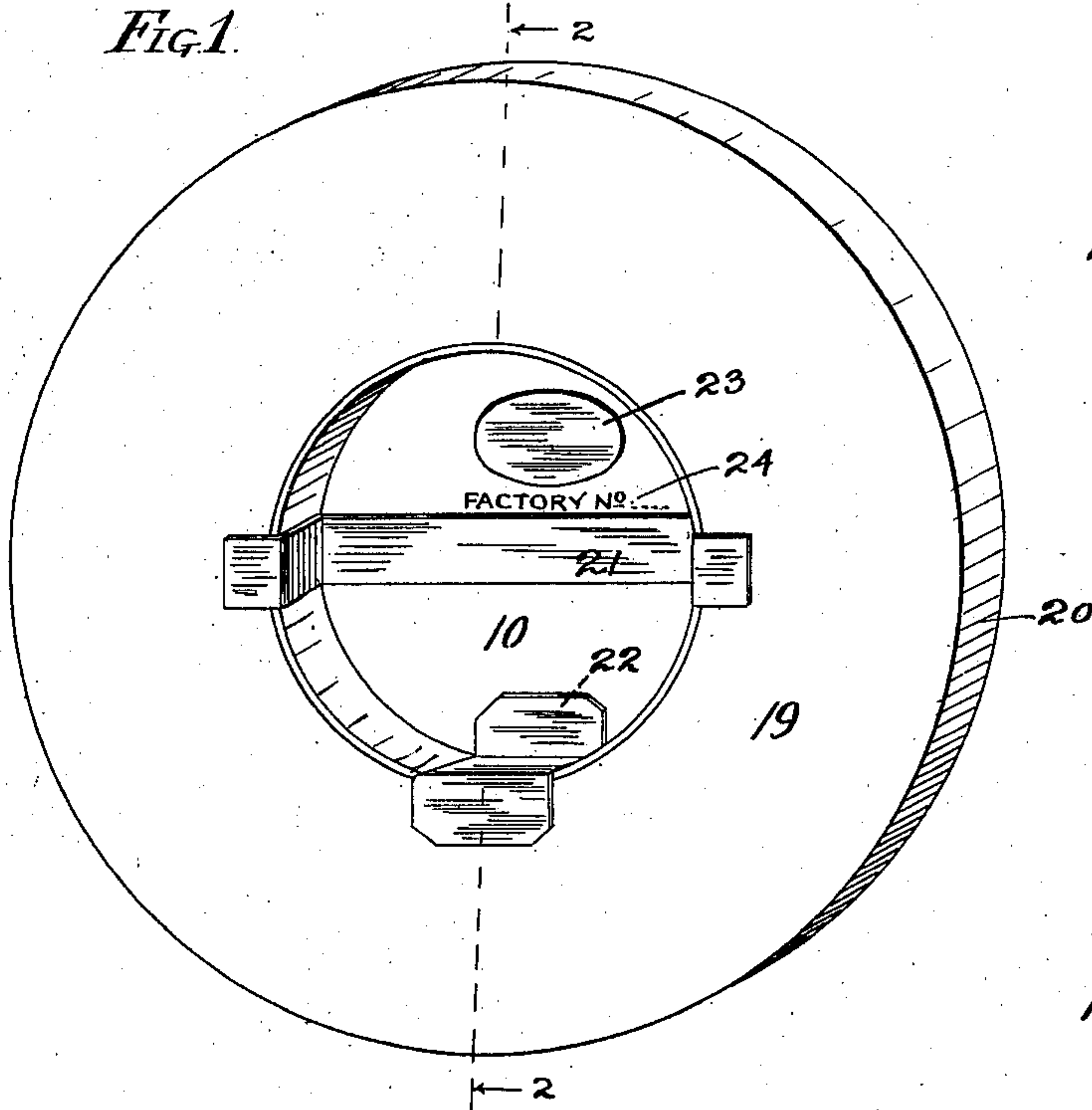


Fig. 2.

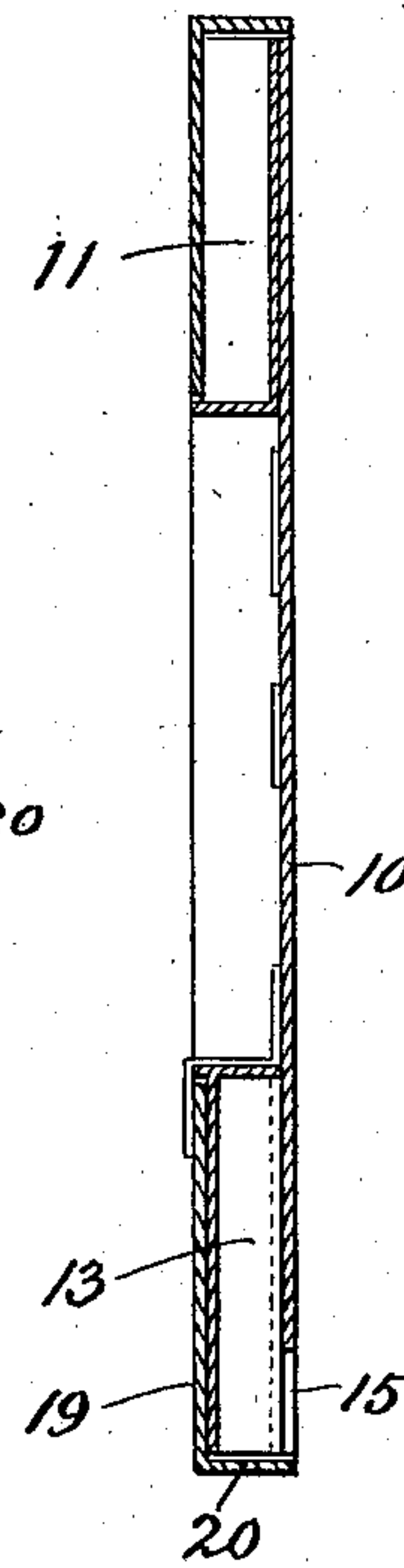


Fig. 3.

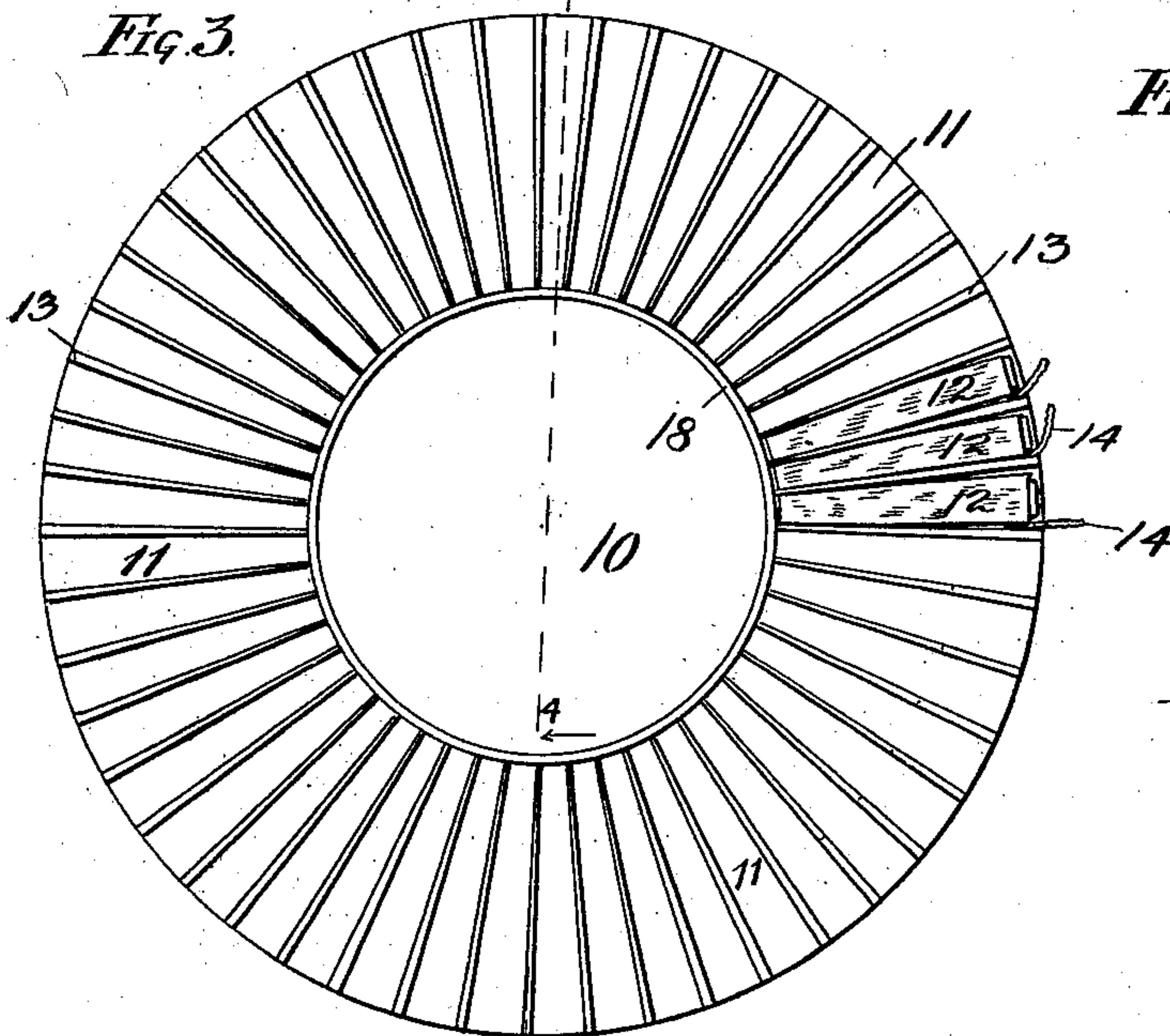


Fig. 4.

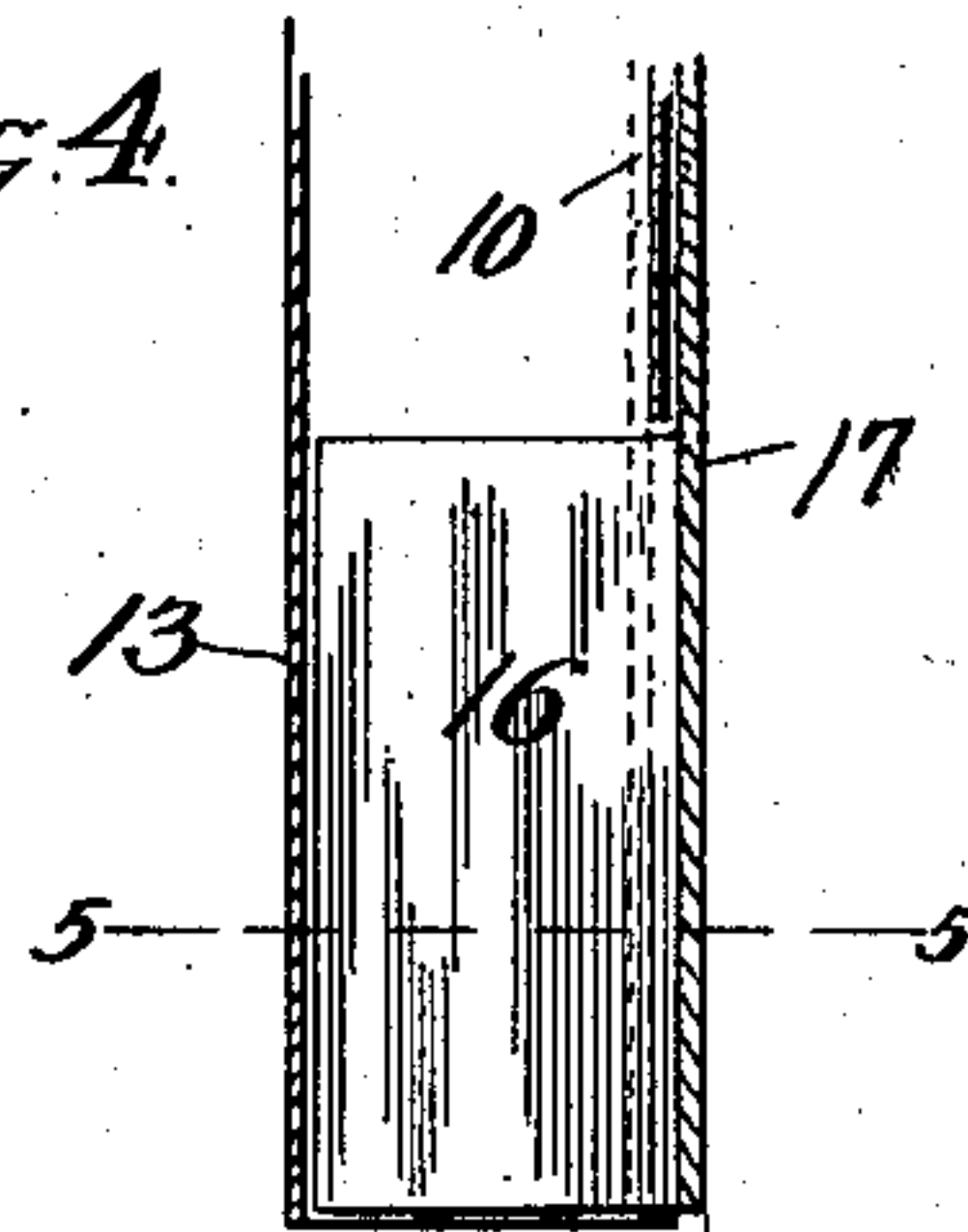
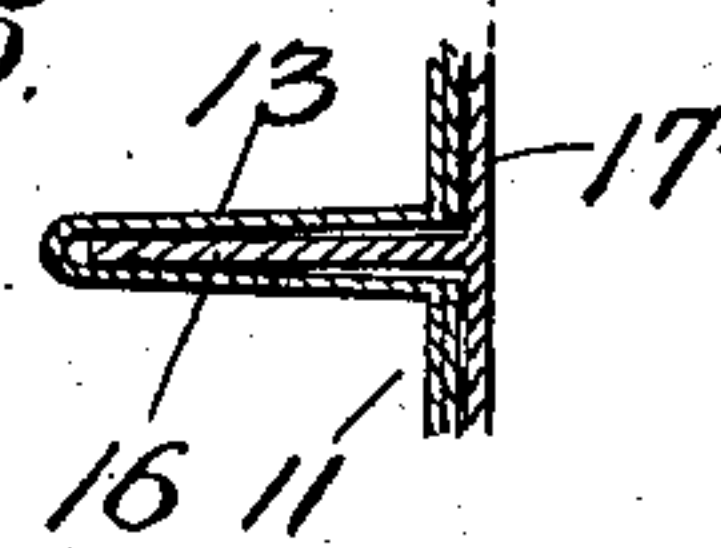


Fig. 5.



WITNESSES:

F. B. Townsend,
J. M. Grout.

INVENTOR.

BY *Elmer A. Wilcox*
Munday Evans & Ascock
ATTORNEYS

UNITED STATES PATENT OFFICE.

ELMER A. WILCOX, OF CHICAGO, ILLINOIS, ASSIGNOR, BY DIRECT AND MESNE ASSIGNMENTS, TO STANDARD VENDING COMPANY, OF CHICAGO, ILLINOIS, A CORPORATION OF ILLINOIS.

CIGAR-PACKAGE.

SPECIFICATION forming part of Letters Patent No. 700,395, dated May 20, 1902.

Application filed November 20, 1901. Serial No. 82,990. (No model.)

To all whom it may concern:

Be it known that I, ELMER A. WILCOX, a citizen of the United States, residing in Chicago, in the county of Cook and State of Illinois, have invented a new and useful Improvement in Cigar-Packages, of which the following is a specification.

This invention relates to a new construction of cigar box or package adapted to be used in cigar-vending machines and is a modification and embodies some of the novel features of the package shown and claimed in my application Serial No. 73,280, filed August 26, 1901.

The package is intended for use in vending-machines in which the cigar-holders consist of rotating disks or wheels having radially-arranged cigar pockets or divisions on their side faces, and in order that it may conform to such holders it is made of a flat disk or plate of paper-board or other inexpensive material having upon its side face pockets for the cigars corresponding in number, size, and location to the pockets on the holder, the disk of the package and the divisions between the pockets of the package being both recessed, so they will admit the divisions on the holder when the package is positioned on the latter and allow the pockets of the package to enter the pockets of the holder.

The nature of my newly-devised package is fully set forth below and illustrated in the accompanying drawings, in which latter—

Figure 1 is a perspective of the package as closed for storage or shipment. Fig. 2 is a section thereof on the line 2 2 of Fig. 1. Fig. 3 is a plan of the open package. Fig. 4 is a section, enlarged, on the line 4 4 of Fig. 3, showing the holder of the vending-machine. Fig. 5 is a section on the line 5 5 of Fig. 4.

In said drawings, 10 represents the paper disk or plate forming the bottom or back of the package. It is circular in form and agrees in diameter with the diameter of the holder of the machine in which it is used. Upon its side face are formed a series of pockets 11, each adapted to hold a single cigar 12, some of which are shown in Fig. 3. These pockets are best formed by corrugating or bending a strip or strips of paper transversely, so as to

form alternate interspaces or pockets 11 and divisions 13, as shown at Fig. 5, and securing the bottoms of the pockets to the disk 10, care being taken preferably to arrange the pockets radially, as shown, with their outer ends flush with the periphery of the disk, so the cigars may be drawn out endwise therefrom by taking hold of the tabs or leaders 14. The disk 10 is notched out at 15 under each division 13 to give admission to the division plates or wings 16 of the holder 17 of the vending-machine, as plainly shown at Figs. 4 and 5, this feature permitting the package to be placed on the holder, with the pockets of the package lying within the pockets of the holder, it being understood, of course, that the pockets of the package conform to those of the holder in size, number, and location. When the package and holder are thus assembled, the division plates or wings 16 of the holder, being of rigid material, prevent fraudulent access through one pocket to the next one. A ring 18, standing edgewise on the disk, closes the inner ends of the cigar-pockets permanently, and a cover 19, having a flange 20, covers the face and outer edge of the cigars while the package is in storage or being shipped. The center of the disk 10 affords a favorable opportunity for affixing the revenue-stamp 21, the ends of the stamp extending up on the cover 19, so as to necessitate their rupture when the cover is removed, and the same is true of the manufacturer's label 22, which may be applied partly on the cover and partly on the disk. The exposed center of the disk may also contain the usual caution-notice 23 and factory-number 24.

When open, my package exposes all the cigars to view, and consequently when placed in a machine with a glass front they are all visible from the outside of the machine. The stamp, label, &c., may also be inspected from the outside of the machine without unlocking it.

I claim—

1. The package for articles to be vended in a vending-machine, consisting of a circular flat disk or plate and hollow divisions attached to the side of the disk and forming the pockets for the articles to be vended, the disk being

adapted to permit the entry within said divisions of the division-plates upon the holder of the vending-machine, substantially as specified.

5 2. The package for articles to be vended in a vending-machine, consisting of a circular flat disk or plate and hollow divisions attached to the side of the disk and forming the pockets for the articles to be vended, that portion of
10 the disk under the divisions being of a diameter which will permit the entry within the divisions of the division-plates of the holder of the vending-machine, substantially as specified.

15 3. The cigar-package consisting of a flat disk or plate provided with individual pockets for the cigars on its side, said disk being notched out under each division between the pockets, substantially as specified.

20 4. The cigar-package consisting of a flat circular disk or plate with individual pockets for the cigars on its side, and a ring 18 closing the inner ends of the pockets, substantially as specified.

25 5. The closed cigar-package consisting of the flat disk having cigar-pockets 11 on its side, the ring 18 closing the inner ends of the pockets, and the cover 19, 20, closing the side and outer ends of the pockets, substantially as
30 specified.

6. The cigar-package consisting of a flat disk or plate provided with individual pockets for the cigars on its side, said disk being notched out under each division between the

pockets, and the divisions being also recessed 35 or hollow to permit the entrance within them of the divisions upon the holder of the vending-machine, substantially as specified.

7. The package herein described, consisting of a connected series of pockets made of flexible material and bent into endless form, a disk 40 10 to which the pockets are attached, a ring 18 closing the inner ends of the pockets, and an annular flanged cover slipped over the pockets and secured to the disk substantially 45 as specified.

8. The package herein described, consisting of a connected series of pockets made of flexible material and bent into endless form, a disk 10 to the outer portion of which the pockets 50 are secured leaving the center of the disk uncovered, means for closing the inner ends of the pockets, and a cover for the pockets having its center cut out so as not to conceal the center of the disk, substantially as speci- 55 fied.

9. The cigar-package herein shown consisting of an endless series of pockets arranged radially around a central opening, a plate forming a back to the pockets and also closing 60 said opening, and a cover closing the front of the pockets without covering said central opening, substantially as specified.

ELMER A. WILCOX.

Witnesses:

EDW. S. EVARTS,
H. M. MUNDAY.