

No. 700,237.

Patented May 20, 1902.

M. J. RANDALL.
COMBINED FOLDING WARDROBE AND DRESSER.

(Application filed Aug. 24, 1901.)

(No Model.)

2 Sheets—Sheet 1.

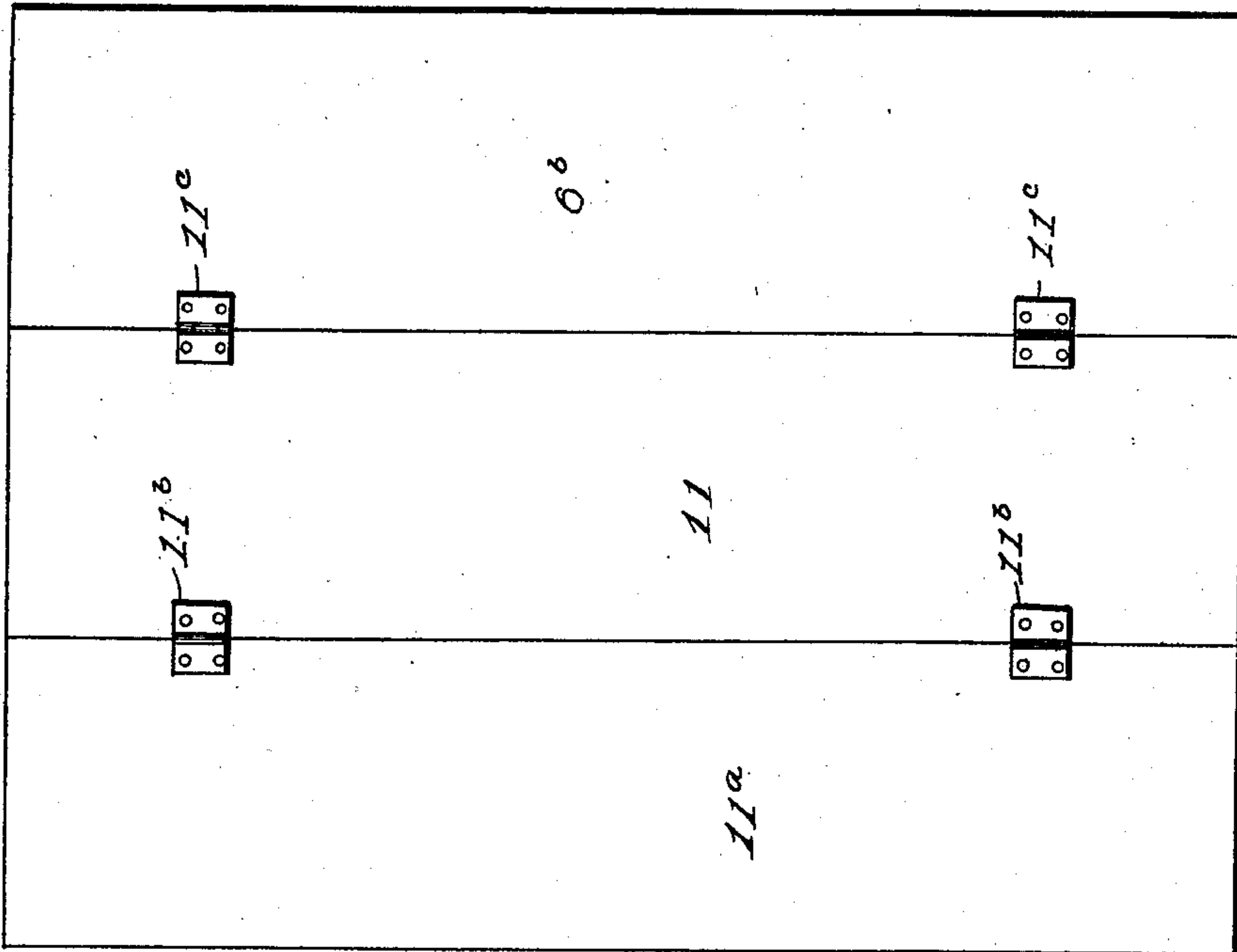


Fig. 2.

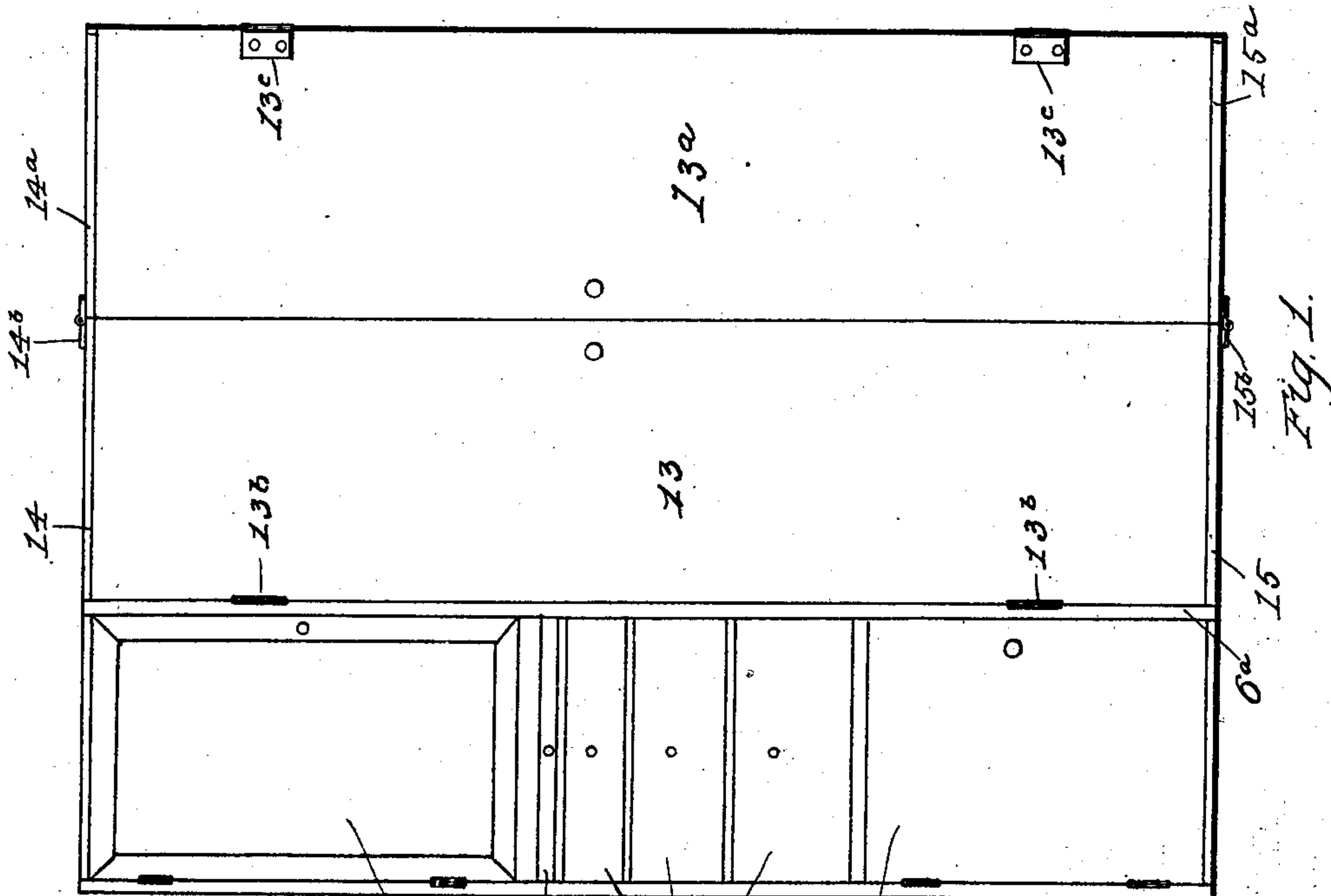


Fig. 1.

WITNESSES:

O. E. Murray.
M. L. Schroder.

INVENTOR

Mercy J. Randall

BY

Milob B. Stevens & Co.
ATTORNEYS.

M. J. RANDALL.
COMBINED FOLDING WARDROBE AND DRESSER.

(Application filed Aug. 24, 1901.)

(No Model.)

2 Sheets—Sheet 2.

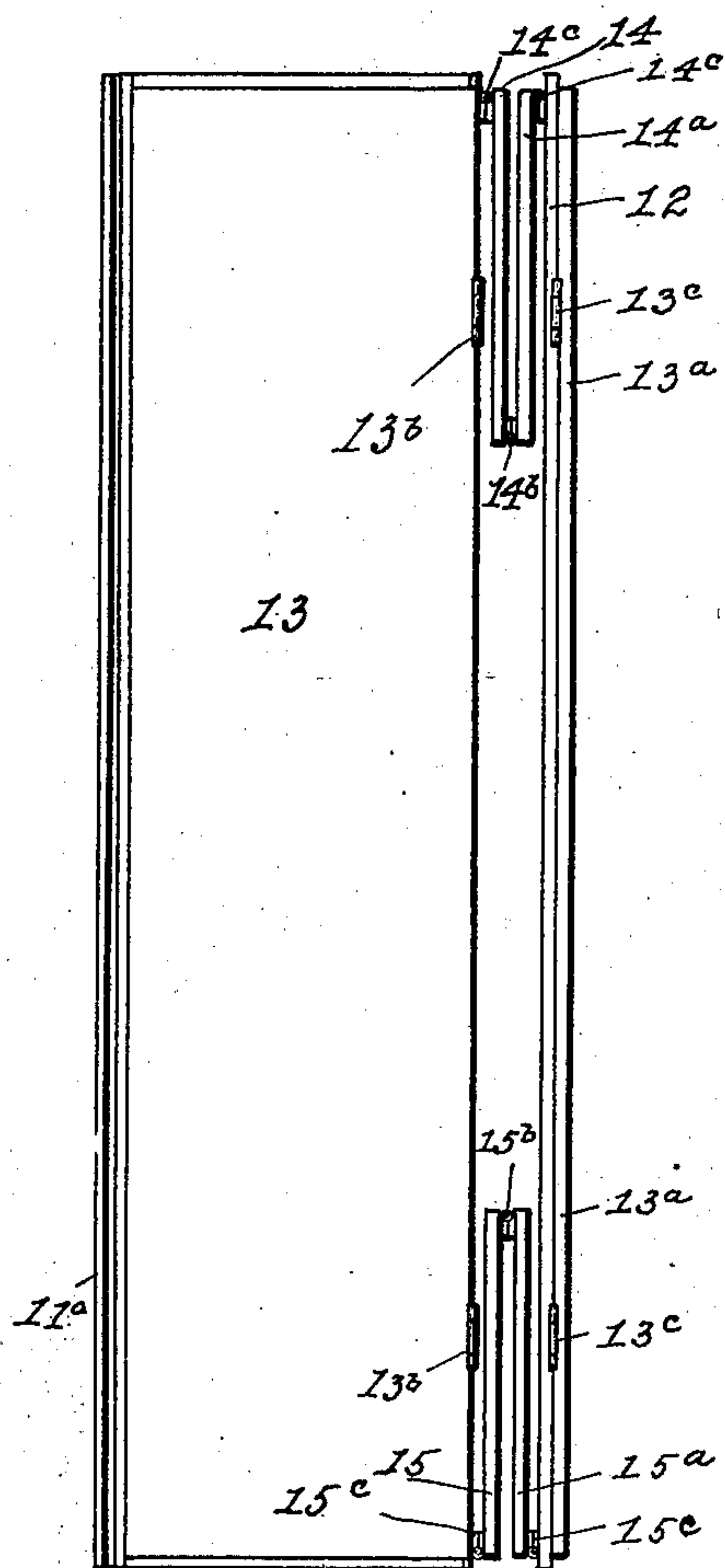


Fig. 4.

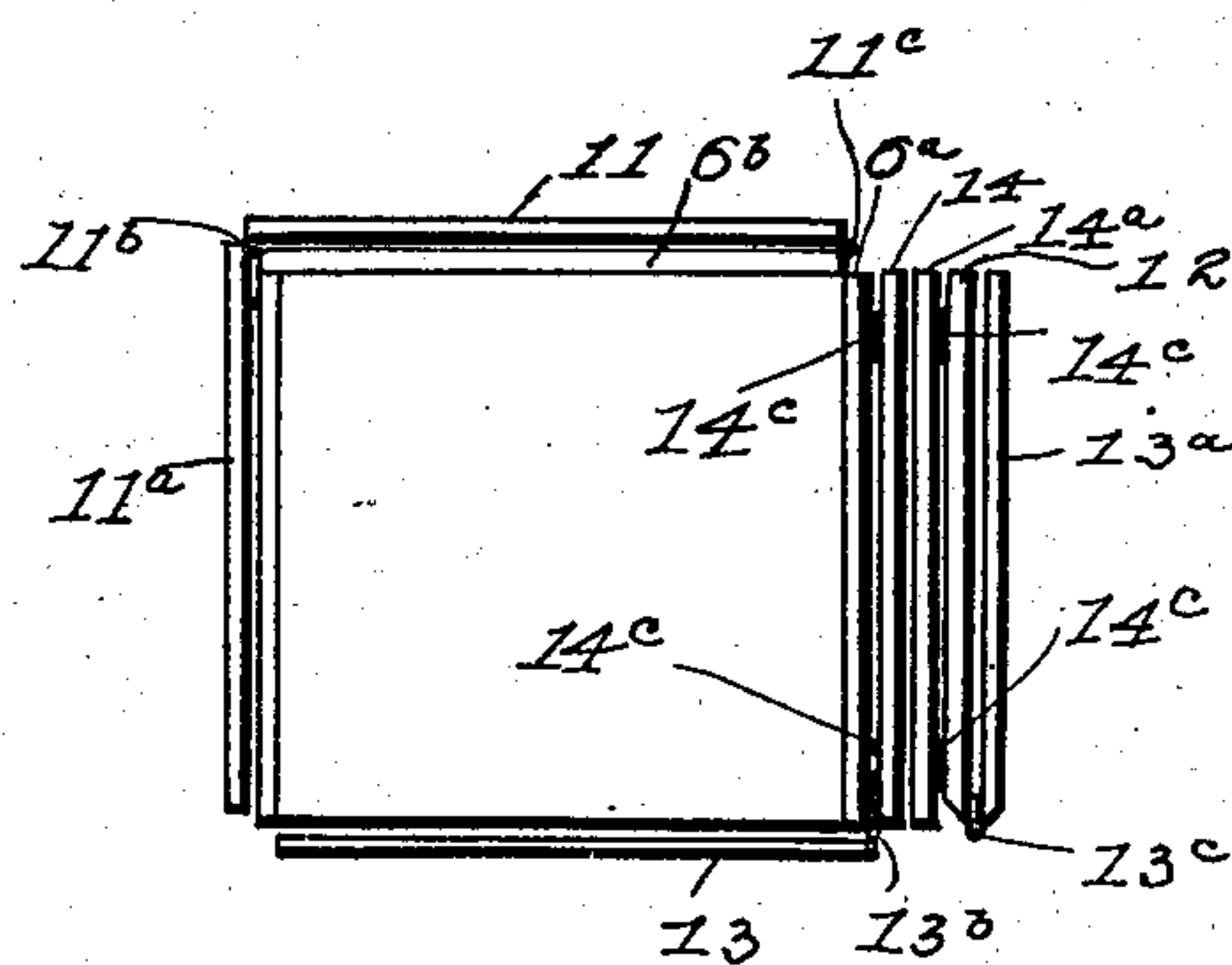


Fig. 5.

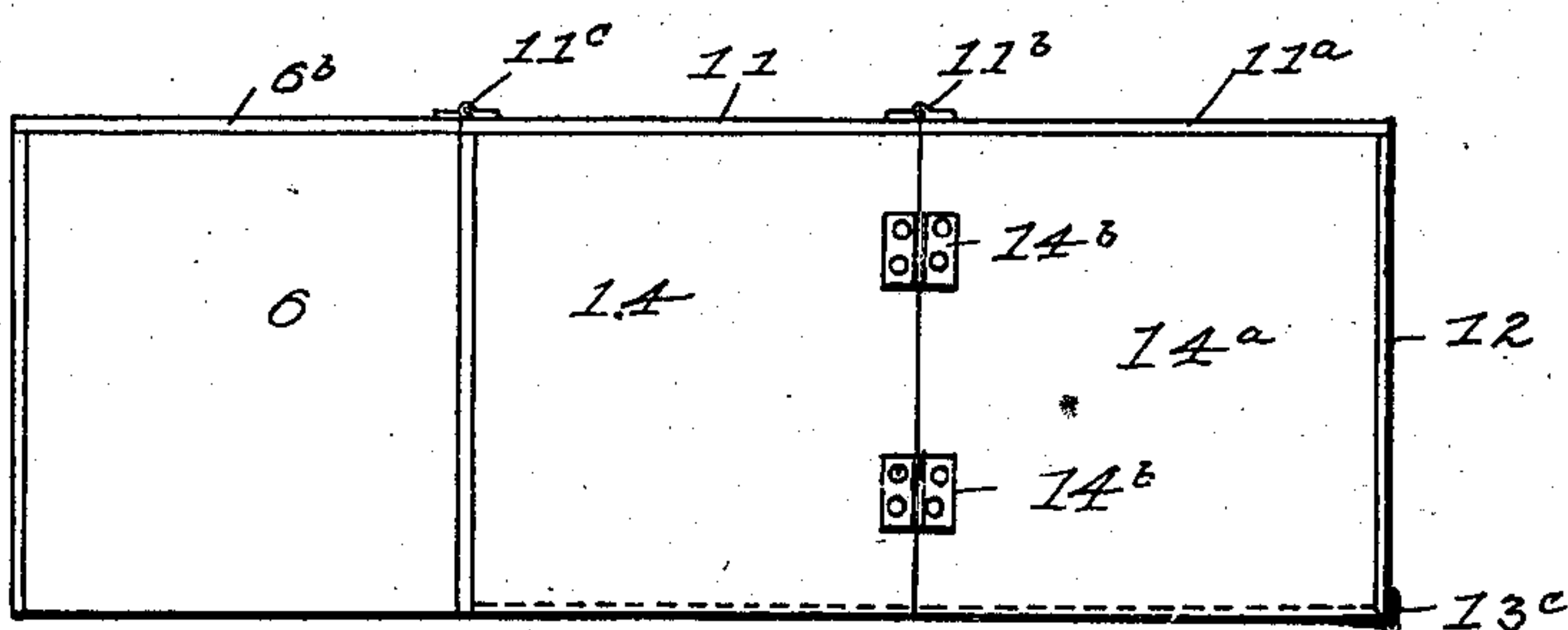


Fig. 3.

WITNESSES:

O. E. Murray.
M. L. Schroder.

INVENTOR

Mercy J. Randall

BY

Milo B. Stevens & Co.
ATTORNEYS.

UNITED STATES PATENT OFFICE.

MERCY J. RANDALL, OF CANTON, MISSOURI.

COMBINED FOLDING WARDROBE AND DRESSER.

SPECIFICATION forming part of Letters Patent No. 700,237, dated May 20, 1902.

Application filed August 24, 1901. Serial No. 73,136. (No model.)

To all whom it may concern:

Be it known that I, MERCY J. RANDALL, a citizen of the United States, residing at Canton, in the county of Lewis and State of Missouri, have invented certain new and useful Improvements in a Combined Folding Wardrobe and Dresser; and I do declare the following to be a full, clear, and exact description of the invention, such as will enable others skilled in the art to which it appertains to make and use the same, reference being had to the accompanying drawings, and to the figures of reference marked thereon, which form a part of this specification.

My invention relates to a combined folding wardrobe and dresser; and its object is to provide a folding or "knockdown" wardrobe which may be reduced to a small space for convenience in handling and transportation.

A further object is to combine a wardrobe and dresser into one piece of furniture, which may be folded to occupy but little space in carriage and which when set up will answer the purposes of both articles.

A further object is to produce a combined wardrobe and dresser at a low cost, which will prove very useful in small rooms and particularly useful for shipment to and use in distant and thinly-settled sections of the country.

With these and other objects in view my invention is hereinafter described and is illustrated in the drawings, in which—

Figure 1 is a front elevation showing the article set up. Fig. 2 is a rear elevation thereof. Fig. 3 is a top plan. Fig. 4 is a front elevation of the article folded, and Fig. 5 is a top plan of the same.

The dresser portion of the article consists of a rectangular upright casing 6, in which are drawers 7, a sliding leaf 8, and closets 9, the upper one of which has a door provided with a mirror 10. To one side of the casing is attached a folding wardrobe, the side wall 6^a of the casing forming a side wall of the wardrobe, the remaining walls of which comprise a back formed in two sections 11 and 11^a, a side 12, a front formed of doors 13 and 13^a, a top formed in two sections 14 and 14^a, and a bottom likewise formed in two sections 15 and 15^a. These various parts are connected together and are adapted to be folded as follows: The door 13 is connected by hinges 13^b to the front edge of the side wall 6^a and swings outwardly against the front of the dresser-casing, as shown in Fig. 5, in which position

it protects the mirror against breakage in transportation. The door 13^a is hinged by hinges 13^c to the front edge of the side wall 12, and the door and wall have a bevel at their hanging edges in order that the former may swing to the desired position. The back-sections 11 and 11^a are hinged together by hinges 11^b, and the section 11 is connected to the back 6^b of the dresser-casing by hinges 11^c. These back-sections fold outwardly and backwardly against the back and side of the dresser-casing. The top-sections 14 and 14^a are hinged together by hinges 14^b, and, furthermore, are hinged to the sides 6^a and 12 by hinges 14^c, so that they fold downwardly and inwardly upon themselves between the said sides. The bottom-sections 15 and 15^a are similarly hinged together by hinges 15^b and to the sides by hinges 15^c and fold inwardly and upwardly between the sides.

The wardrobe may be provided with suitable removable hooks and shelves unnecessary to illustrate; also, the dresser-closets may be provided with shelves, &c. A removable cornice or molding for the top of the article may also be provided.

It will be seen that the parts are so arranged as to be folded into a relatively small space and into convenient shape to be crated and shipped; also, that when set up a very useful and convenient article is formed.

Having thus described my invention, what I claim as new, and desire to secure by Letters Patent, is—

A combined wardrobe and dresser comprising a casing forming the dresser and one side wall of the wardrobe, a section 12 forming the other side wall of the wardrobe, a top and a bottom each formed of a plurality of sections hinged together and to the side walls and adapted to fold inwardly upon themselves, a back formed of hinged sections adapted to fold outwardly and backwardly against the said casing, and a front formed of two doors one of which is hinged to the said casing and adapted to fold against the front thereof, and the other of which is hinged to the section 12 and folds against the outside thereof.

In testimony whereof I affix my signature in presence of two witnesses.

MERCY J. RANDALL.

Witnesses:

T. L. DURKEE,
JAS. BROSI.