

No. 699,070.

Patented Apr. 29, 1902.

W. N. BLANCHARD.
EYEGLASSES.

(Application filed Apr. 29, 1901.)

(No Model.)

Fig. 1.

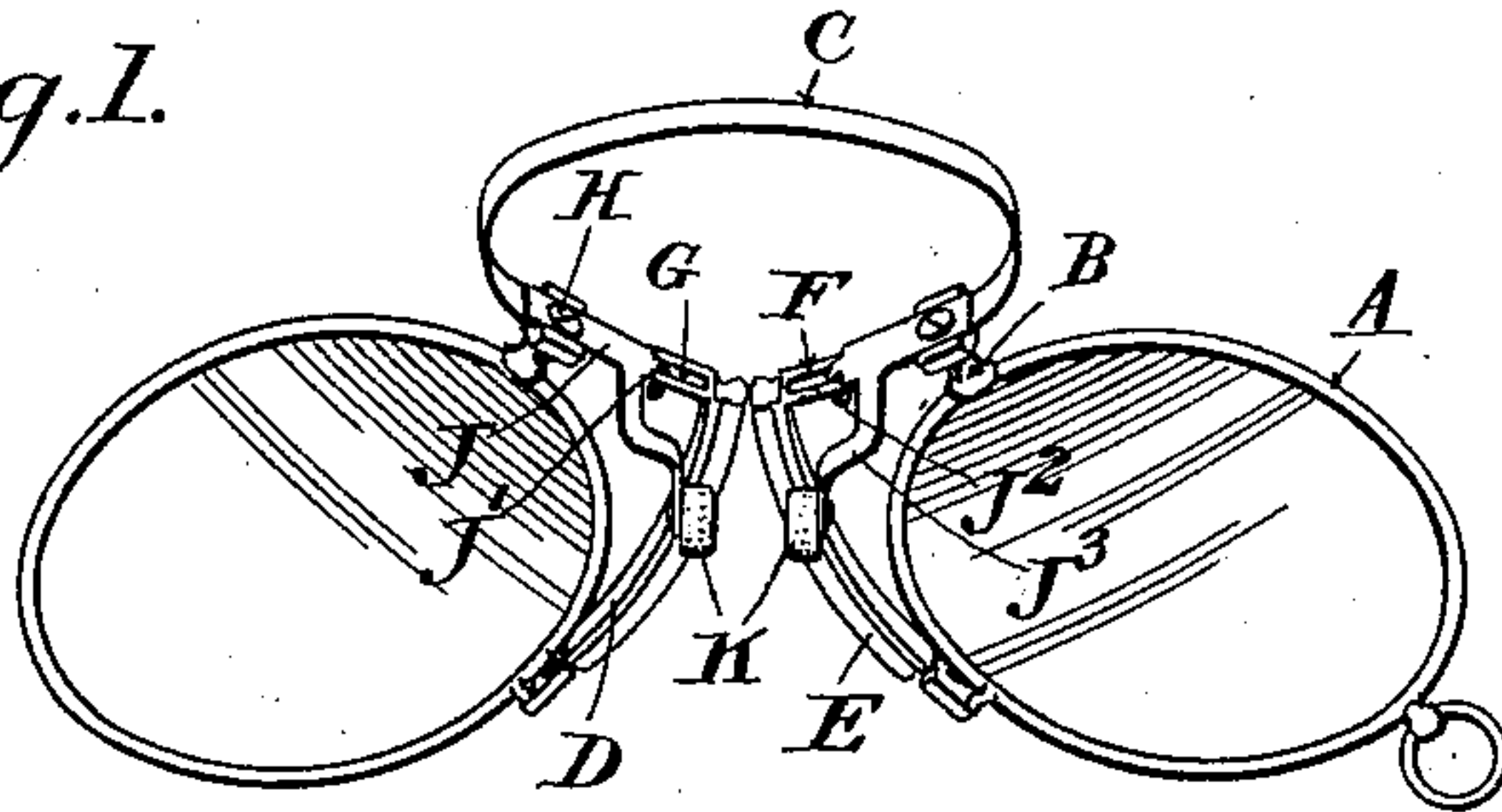


Fig. 2.

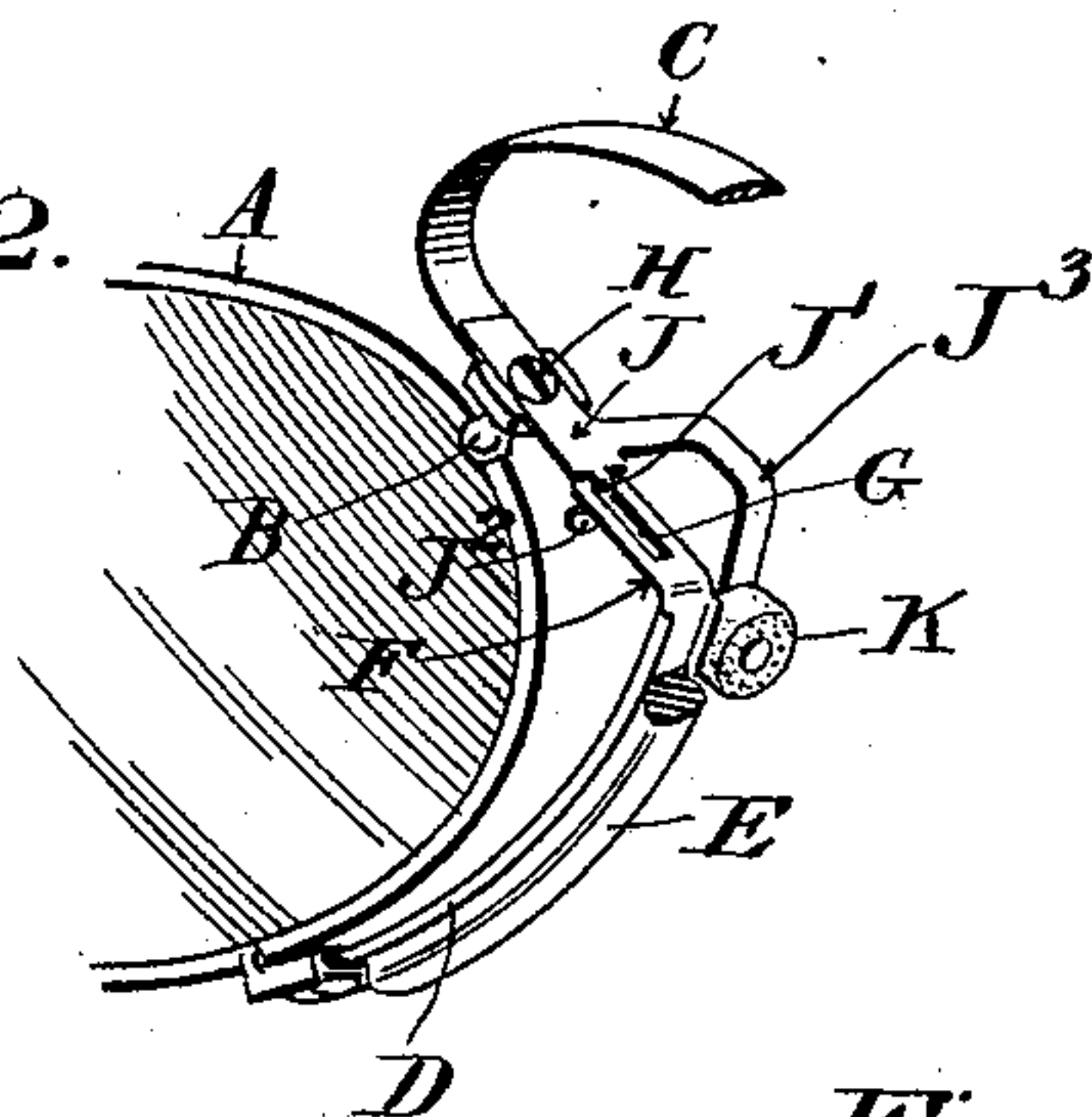


Fig. 3.

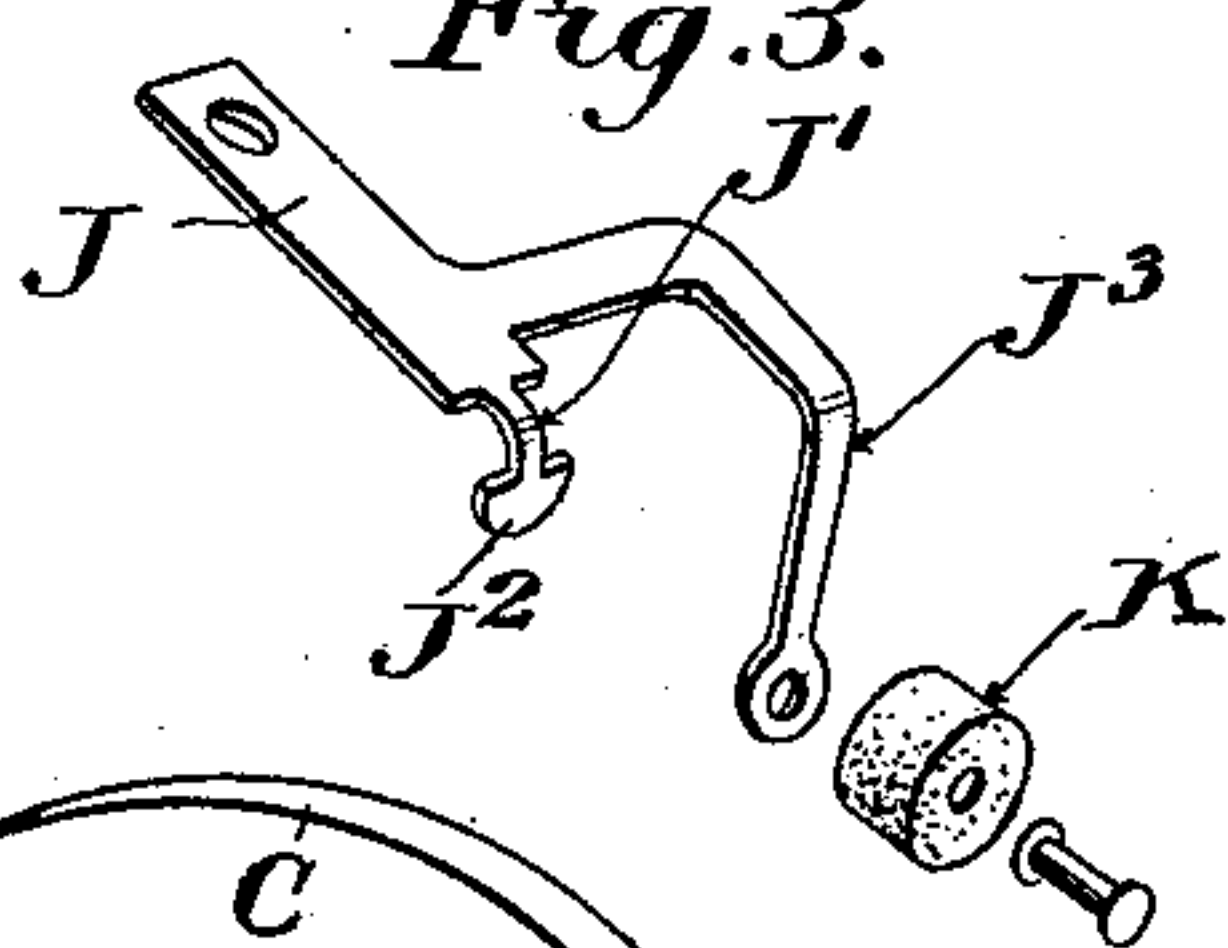


Fig. 4.

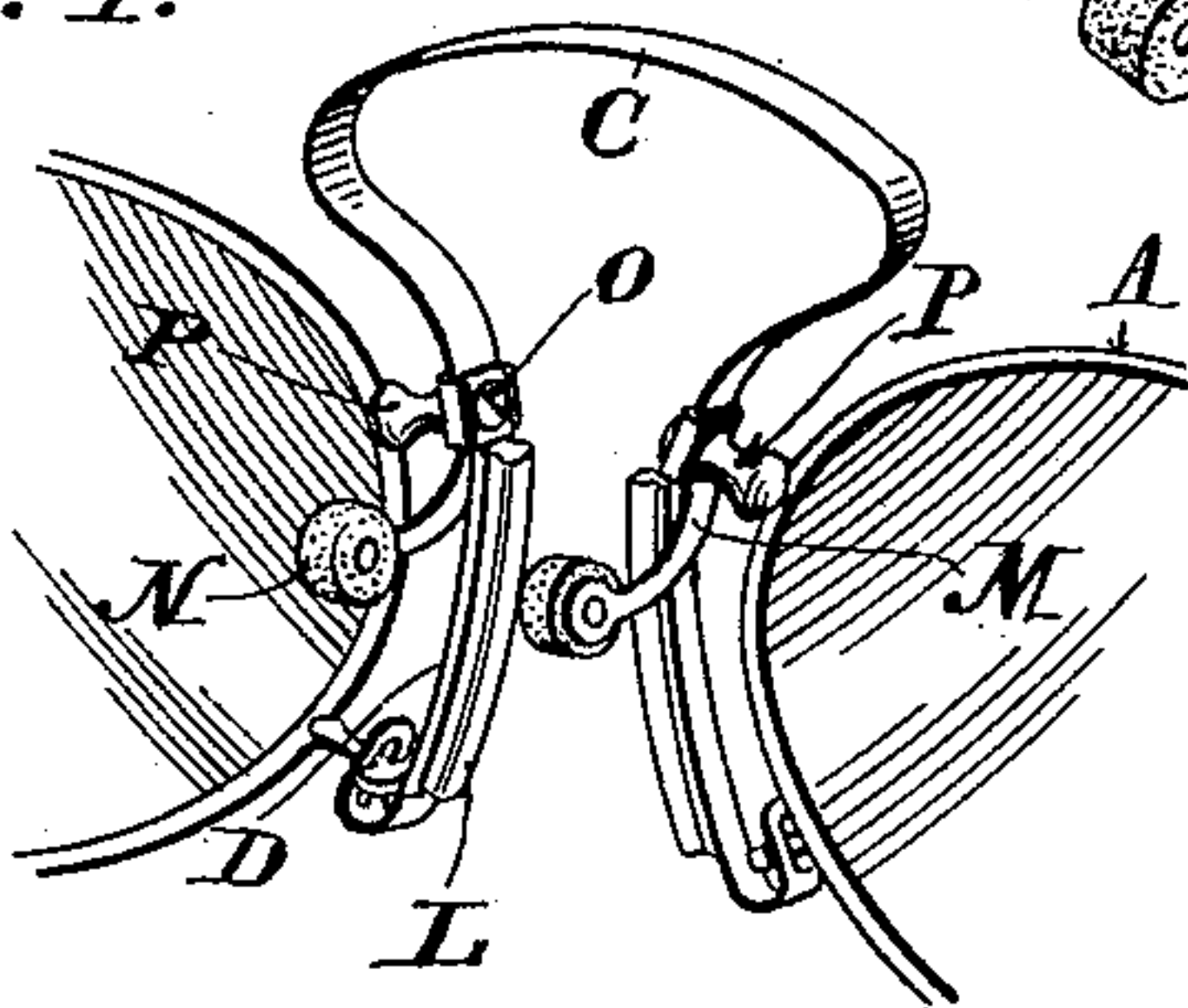


Fig. 5.

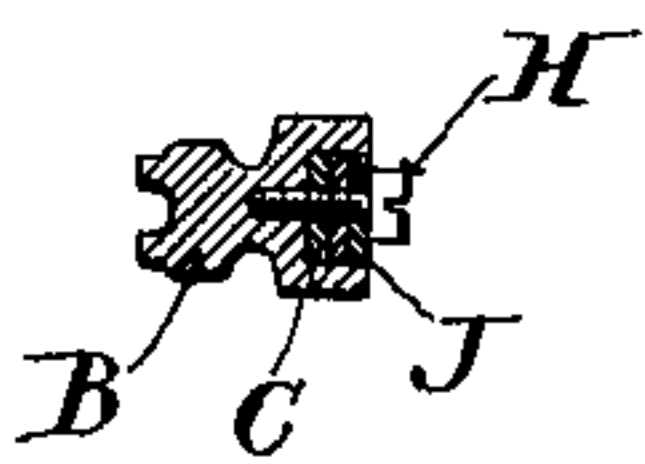


Fig. 6.




Fig. 7.



W. N. Blanchard.

WITNESSES:

W. O. Clements
Chas. S. Ewart

INVENTOR

BY *J. M. Moore.*

ATTORNEY

UNITED STATES PATENT OFFICE.

WILLIAM N. BLANCHARD, OF SOUTHBRIDGE, MASSACHUSETTS.

EYEGLASSES.

SPECIFICATION forming part of Letters Patent No. 699,070, dated April 29, 1902.

Application filed April 29, 1901. Serial No. 57,987. (No model.)

To all whom it may concern:

Be it known that I, WILLIAM N. BLANCHARD, a citizen of the United States, residing at Southbridge, in the county of Worcester and State of Massachusetts, have invented certain new and useful Improvements in Eyeglasses, of which the following is a specification.

My invention relates to improvements in eyeglasses; and the invention resides particularly in the improved and novel form of auxiliary nose-pads; and the main object of my invention is the provision of a simple, inexpensive, durable, efficient, and practical nose-pad which can be used in connection with the well-known and common form of eyeglasses on the market without changing the present construction of said well-known glasses.

To attain the desired objects, my invention consists of the nose-pads embodying novel details of construction and combination with an eyeglass, substantially as disclosed herein.

Figure 1 represents a perspective view of a pair of eyeglasses of well-known form provided with my improved nose-pads. Fig. 2 represents a similar view with a portion broken away or sectioned to disclose details. Fig. 3 represents a perspective view of one of the nose-pads detached, on an enlarged scale, to clearly illustrate the peculiar construction thereof. Fig. 4 represents a perspective view of a pair of eyeglasses of well-known construction provided with my nose-pads, the pads being of a modified form. Fig. 5 represents a sectional detail view, and Fig. 6 represents a perspective view of one of the nose-pads detached. Fig. 7 represents a detail view of an angular form of nose-pad.

In the drawings, A designates the lens-frames, provided, as usual, with the posts or studs B, to which is connected the ends of the spring-bow C, and to the lens-frames is secured the lower ends of the plates D, carrying the nose-pads E, said plates having the upper right-angled end F, formed with a slot G, the purpose of which will presently appear. The screws H secure the ends of the spring-bow and the plates which carry the nose-pads to the studs, and the plates carrying the nose-pads each consist of the arm J, formed with the lug J', which fits in the slot of the plates D and is formed with the head

J² to prevent detachment of the lug from the slot, and further formed with the inward and downward extending arm J³, to the lower vertical end of which is secured the nose-pads K. From this construction it will be seen that the plates carrying the nose-pads are secured by the same fastening which connects the bow with the lens-frames, and that the peculiar construction of the plates causes the pads to rest properly upon the nose of the wearer, and also that the usual nose-pads are yieldingly connected to the plates carrying the auxiliary nose-pads, thus making a comfortable and easy-fitting eyeglass, but which will not become detached accidentally.

In the modified form of my eyeglass the usual nose-pads L and the plate M, carrying the auxiliary nose-pads N, are secured by the same fastenings O to the studs P on the lens-frames, and the operation of this form of my nose-pads is the same as the other form.

I claim—

1. In an eyeglass the combination with the nose-pad plate having a slot in the upper end, the bow and the post, of a second plate having one end rigidly secured to the bow and post and having a right-angled extension and having the intermediate guide fitting in the slot of said nose-pad plate and the offset arm extending from the said right-angled extension and carrying the nose-pad at the other end, as set forth.

2. In eyeglasses, a nose-pad-carrying plate comprising a body portion and the lateral portion having an extension parallel with the body portion and an arm at right angles thereto and a lug depending from the plate on said lateral portion, as set forth.

3. In eyeglasses a nose-pad-carrying plate comprising a body portion with a lug having a head and a lateral portion having an extension parallel with the body portion and an arm at right angles thereto, and a nose-pad journaled on a shaft held in the end of said arm, as set forth.

In testimony whereof I affix my signature in presence of two witnesses.

WILLIAM N. BLANCHARD.

Witnesses:

CLOPAS BACHAND,
FORDINA LOTZ.