

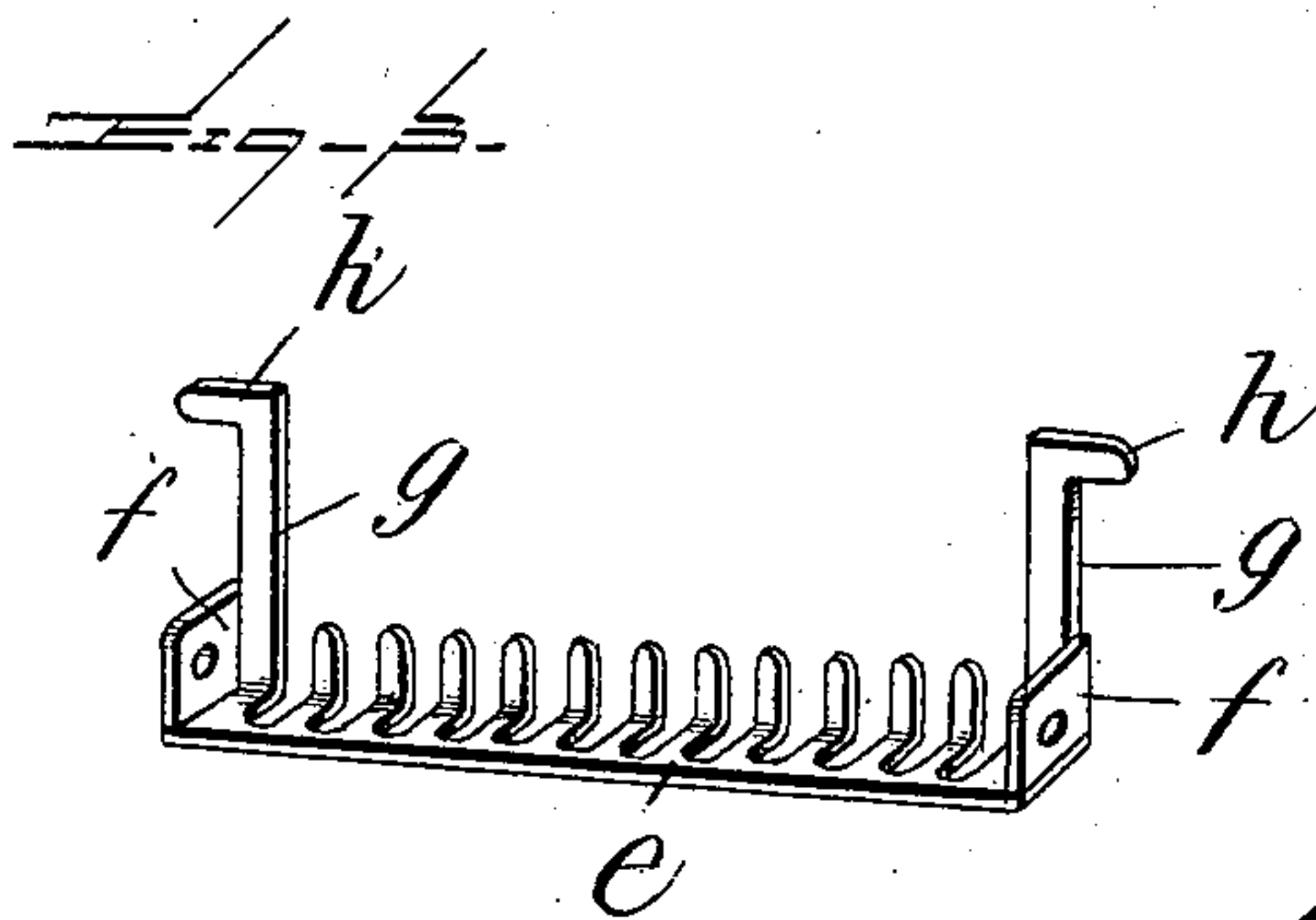
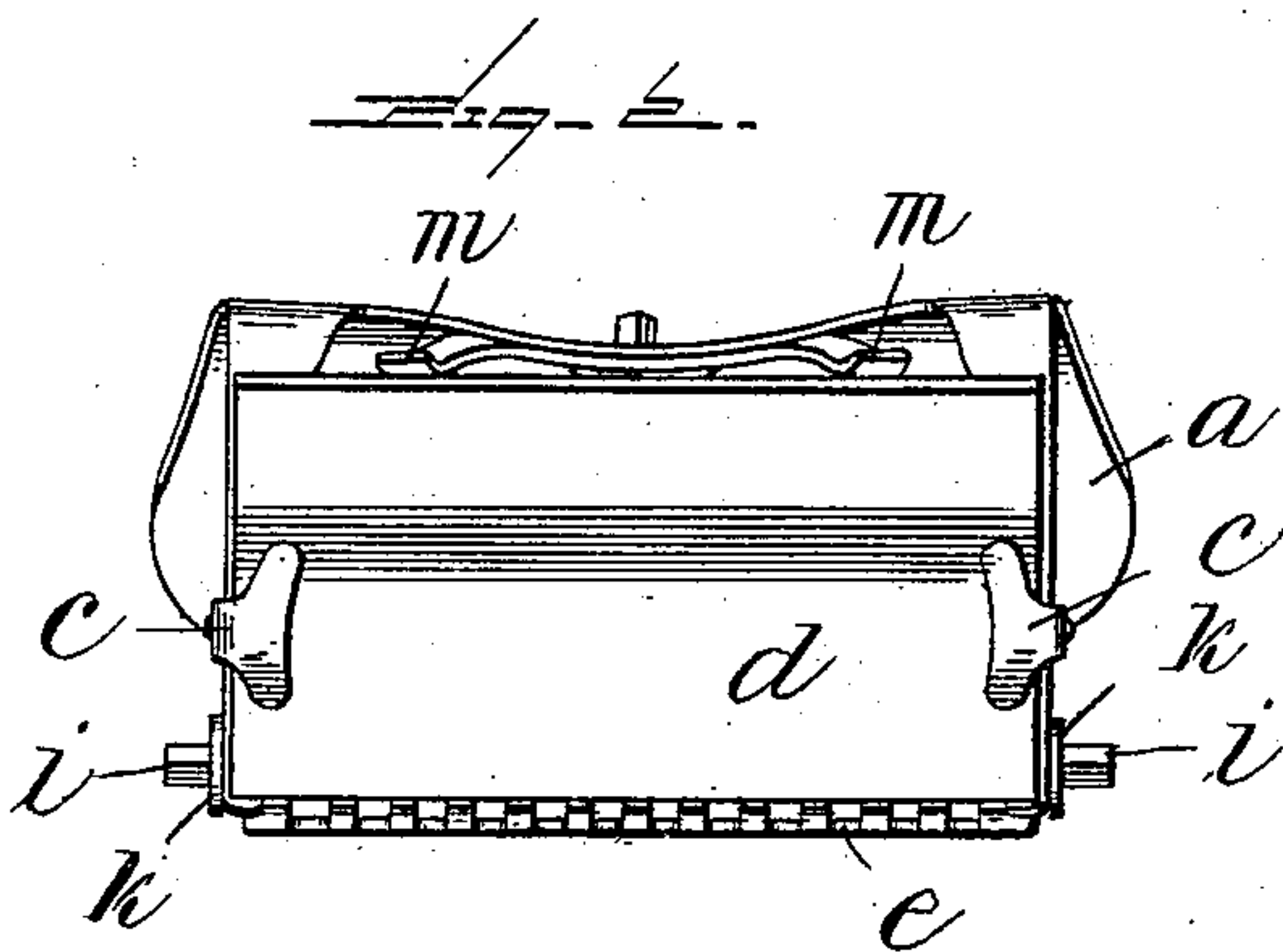
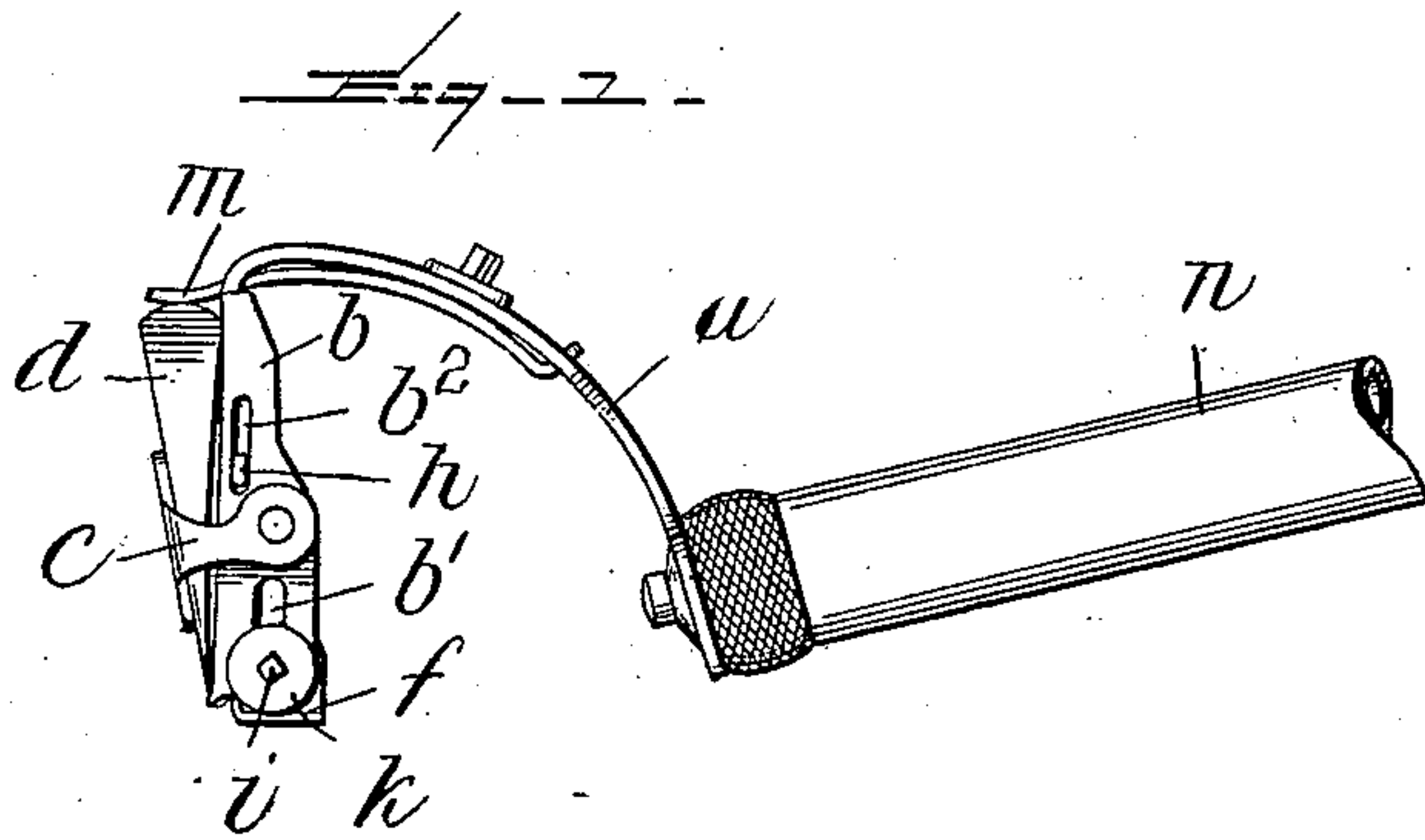
No. 698,763.

Patented Apr. 29, 1902.

J. TURNER.  
SAFETY RAZOR.

(Application filed Feb. 27, 1902.)

(No Model.)



Witnesses.  
Wm. F. Doyle.  
F. A. Calver

Inventor.  
Joseph Turner  
By Henry Calver  
Attorney

# UNITED STATES PATENT OFFICE.

JOSEPH TURNER, OF WORCESTER, MASSACHUSETTS.

## SAFETY-RAZOR.

SPECIFICATION forming part of Letters Patent No. 698,763, dated April 29, 1902.

Application filed February 27, 1902. Serial No. 95,906. (No model.)

*To all whom it may concern:*

Be it known that I, JOSEPH TURNER, a citizen of the United States, residing at Worcester, in the county of Worcester and State of Massachusetts, have invented certain new and useful Improvements in Safety-Razors; and I do hereby declare the following to be a full, clear, and exact description of the invention, such as will enable others skilled in the art to which it appertains to make and use the same.

This invention relates to safety-razors, and has for its object to provide an adjustable comb or guard the position of which may be changed with relation to the edge of the razor-blade, so that it may be placed in different positions with relation to the edge of the blade to allow for wear of the blade or to properly coöperate with blades of different widths, the construction of the parts being such that the adjustable comb or guard may be held rigidly in place when fixed in any desired position and may be conveniently adjusted when such operation is necessary.

In the accompanying drawings, Figure 1 is a side view of a safety-razor embodying my invention. Fig. 2 is a front view thereof, and Fig. 3 is a detail perspective view of the adjustable comb or guard.

Referring to the drawings, *a* denotes the frame, which may be of any suitable form or shape, but which will preferably be provided at its front side with two blade-holding arms *b*, each of which is furnished with a small bracket or clip *c*, riveted or otherwise suitably fastened thereto and of such shape as to embrace the ends of the blade *d* and hold the same against said arms *b*. Attached to the arms *b* is a comb or guard *e*, preferably made from a blank stamped from sheet metal and suitably bent to form ears *f* and arms *g*, the latter being provided with outturned lugs

*h*. The arms *b* of the frame are provided with slots *b'*, through which pass set-screws *i*, having washers or flanges *k*, to bear against the sides of the arms *b* and enter holes tapped in the ears *f* of the comb or guard. The heads of the set-screws *i* are preferably formed square to fit a small wrench formed on or in a part of the sectional detachable handle *n* of the razor. The outturned lugs *h* on the arms *g* of the comb or guard enter the slots *b'*, formed in the arms *b* of the frame, and thus serve to steady and guide the comb or guard when it is to be adjusted.

From the foregoing it will be understood that the position of the comb or guard *e* may be changed, when desired to vary its position relative to the cutting edge of the blade *d*, simply by loosening the set-screws *i*, and when the said set-screws are again tightened the comb or guard will be held solidly in place.

The blade *d* is or may be retained in position in the clips or brackets *c* and against the arms *b* of the frame by a sliding holder consisting of the arms *m* on a sliding plate, substantially as shown and described in my Patent No. 690,380, dated December 31, 1901.

Having thus described my invention, I claim and desire to secure by Letters Patent—

In a safety-razor, the combination with a frame, as *a*, provided with arms, as *b*, having slots *b'* and *b''*, of a comb or guard *e* provided with ears *f*, and arms *g*, the latter having outturned lugs *h* to enter the said slots *b''*, and set-screws *i* passing through the said slots *b'* and tapped in the said ears *f*.

In testimony whereof I affix my signature in presence of two witnesses.

JOSEPH TURNER.

Witnesses:

BURTON W. POTTER,  
AGNES POWER.