




No. 698,560.

Patented Apr. 29, 1902.

E. T. RUGG.  
ROPE HALTER.

(Application filed June 7, 1901.)

(No Model.)



Witnesses

*Chas. S. Hoyer.*

by

*E. T. Rugg*  
Inventor  
*Chas. S. Hoyer*  
Attorneys



# UNITED STATES PATENT OFFICE.

EPHRAIM T. RUGG, OF NEWARK, OHIO.

## ROPE HALTER.

SPECIFICATION forming part of Letters Patent No. 698,560, dated April 29, 1902.

Application filed June 7, 1901. Serial No. 63,604. (No model.)

*To all whom it may concern:*

Be it known that I, EPHRAIM T. RUGG, a citizen of the United States, residing at Newark, in the county of Licking and State of Ohio, have invented a new and useful Rope Halter, of which the following is a specification.

This invention relates to rope halters; and the objects of the same are to provide a simple and effective nose-band which will lie flat against the nose of the animal and overcome the tendency to drop or slip out of place, to provide an adjustable chin-lock to accommodate a large or small head and which will stay where set or placed and save the use of a material amount of rope and at the same time produce a neat appearance, and to provide a double crown-bearing in direct connection with the throat-latch, whereby a double means of retaining the halter in place on top of the head will result, and thereby prevent any tendency of the halter to work loose or slip at this point and avoid injury to the head by rubbing.

With these and other objects and advantages in view the invention consists in the construction and arrangement of the several parts, which will be more fully hereinafter described and claimed.

In the drawings, Figure 1 is a perspective view of the improved device shown applied. Fig. 2 is a rear elevation of the upper portion of the improved halter looking at the side opposite that shown by Fig. 1. Fig. 3 is a detail perspective view of a part of the halter, showing particularly the chin-lock.

Similar numerals of reference are employed to indicate corresponding parts in the several views.

The numeral 1 designates the nose portion or band, which is formed of a series of plaited rope strands 2 and provides a flat bearing on the nose of the animal and prevents slipping or dropping out of place of this portion of the halter, as well as produces a strong and durable cross connecting means to resist the strain brought thereinto by the remaining portions of the halter attached thereto and emanating therefrom. Injury to the nose of the animal will also be prevented by this broadened nose-band in view of the fact that rubbing will not ensue, and, furthermore, the

plait is loose and will permit air to pass there-through. A portion of the strands of the nose-band are continued away therefrom, and these provide the cheek portions 3, continuous with a crown portion 4. One terminal of the nose-band, below the adjacent cheek portion 3 and by reason of the use of a portion of the strands of said band to form said cheek portion, is reduced and formed with a loop 5, through which the opposite reduced terminal 6, similarly reduced by the use of a portion of the strands of the nose-band to form the adjacent cheek portion, is threaded for adjustment and continues into the halter-rope 7, the portions of the said terminal 6 and rope 7 respectively above and below the loop 5 being engaged by the terminal eyes 8 of a slide-clip 9, by means of which an adjustable lock is formed for the chin portion of the halter to adapt the latter to fit heads of various sizes. This locking arrangement also provides for closely engaging the nose and chin of an animal without producing an interfering tightness, but obviating all tendency to a slipping movement, and thereby serves as an efficient auxiliary means for maintaining the halter in place on the head of the animal. Another great advantage in the provision of this particular connection and lock is the material reduction in the use of rope to obtain the necessary strength at the juncture of the parts and permit the rope 7 to be effectively used in the ordinary manner.

The throat-latch 10 has a snap-hook 11 or analogous device attached to one extremity thereof and is continued upwardly to form a crown portion 12 and has its opposite terminal provided with an eye or ring 13, the said crown portion 12 being connected at opposite sides to the crown portion 4 of the main halter by means of a wire clip 14 or the like. Between the clips 14 the crown portion 4 and crown portion 12 are loose or fully separated, so that the halter will be formed with a double crown portion to effectually hold the upper portion of the halter in place, and the throat-latch, being continuous with the said crown portion 12, will more reliably serve to maintain the said upper portion of the halter in desired applied position.

Connected to the crown portion 12 a little below the clips 14 are the opposite terminals



of a brow-rope 15, which passes through the cheek portions 3, between the strands of the latter. The opposite extremities of the brow-rope are secured to the crown-loop by wire clips 16 or like devices, and the terminals thereof are in the form of pendent tassels 17, which give an ornamental appearance to the halter. This brow-rope also aids in maintaining the upper portion of the halter in place, and by passing the opposite portions of said rope through the cheek portions, as set forth, it is held up and prevented from sagging or drooping.

For the purpose of pleasing ornamental appearance it is also proposed to have the different parts of the halter set forth of varying complementary colors, and it is obvious that changes in the form, size, proportions, and minor details may be resorted to without departing from the principle of the invention.

Having thus described the invention, what is claimed as new is—

In a halter, the combination of a plaited nose-band having the terminals reduced and one formed with a loop through which the other is adjustably threaded, the extremity

or terminal which is passed through the loop being continued into a halter-rope and parts of the band also continued upwardly to form cheek and crown portions, a connecting device for the nose-band terminals to form an adjustable chin-lock, a separable throat-latch continued into a crown portion which is attached at opposite sides to the crown portion continued from the cheek portions by means of clips, the said double crown-bearing parts being free between the opposite side attached portions thereof, and a brow-rope secured at opposite sides to the crown portion extended from the throat-latch below the points of attachment of the said latter portion to the crown portion extended upwardly from the nose-band, said brow-rope being passed between the strands of the cheek portions.

In testimony that I claim the foregoing as my own I have hereto affixed my signature in the presence of two witnesses.

EPHRAIM T. RUGG.

Witnesses:

C. L. V. HOLTZ,  
N. RUGG.