

No. 697,211.

Patented Apr. 8, 1902.

L. LOHRMANN.  
STOPPER FOR JARS.

(Application filed Feb. 17, 1902.)

(No Model.)

FIG. 1.

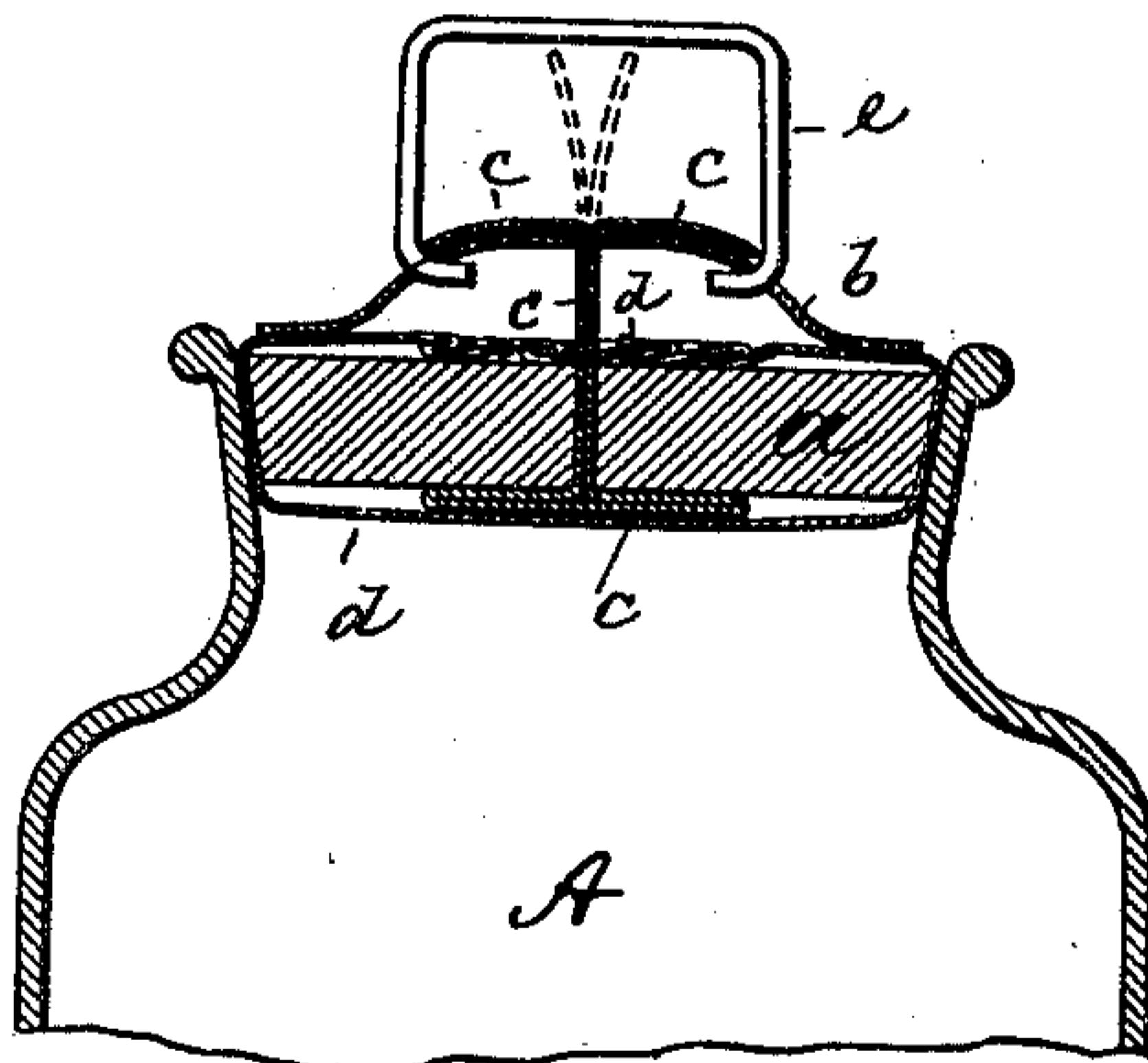


FIG. 2.

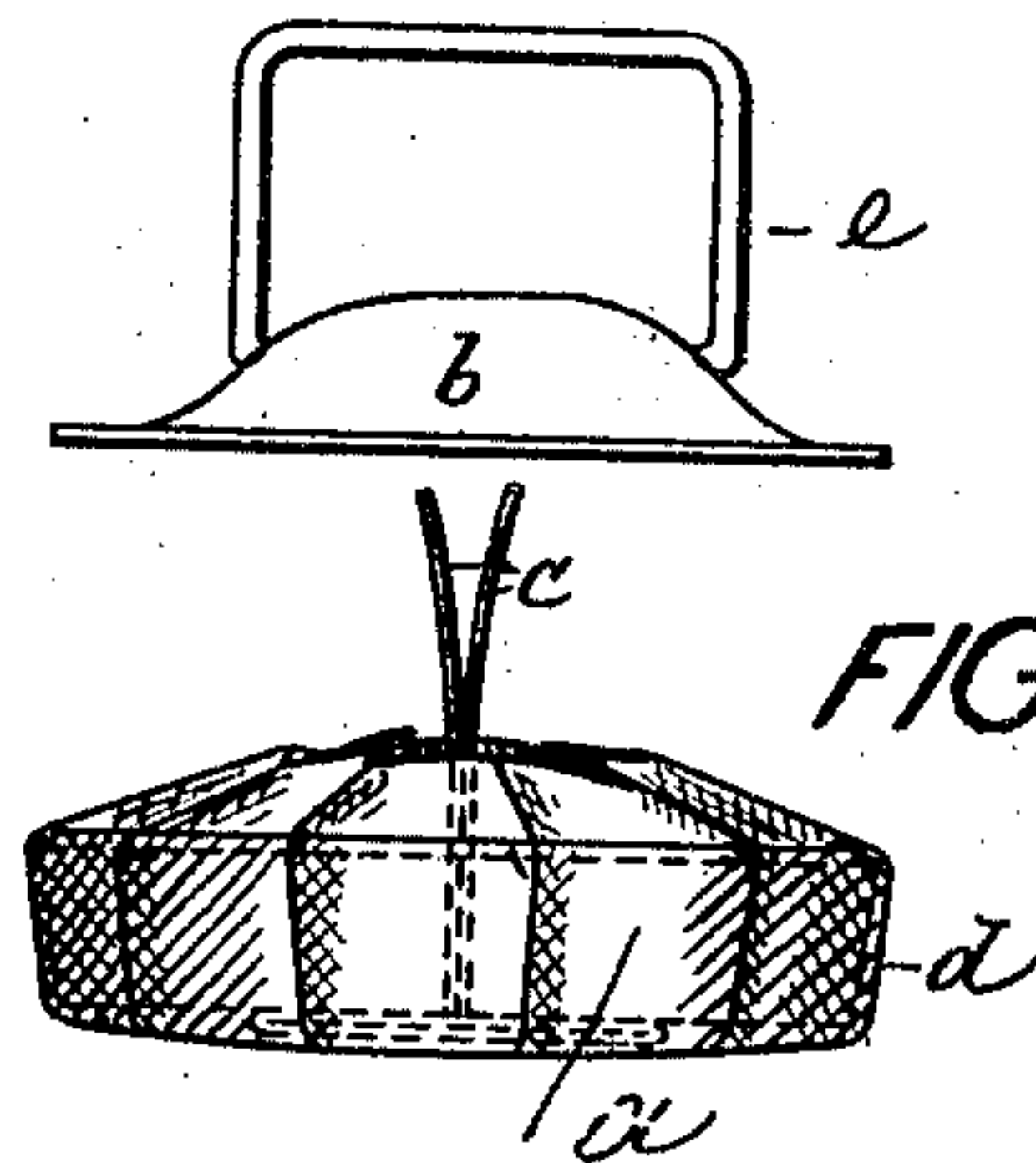
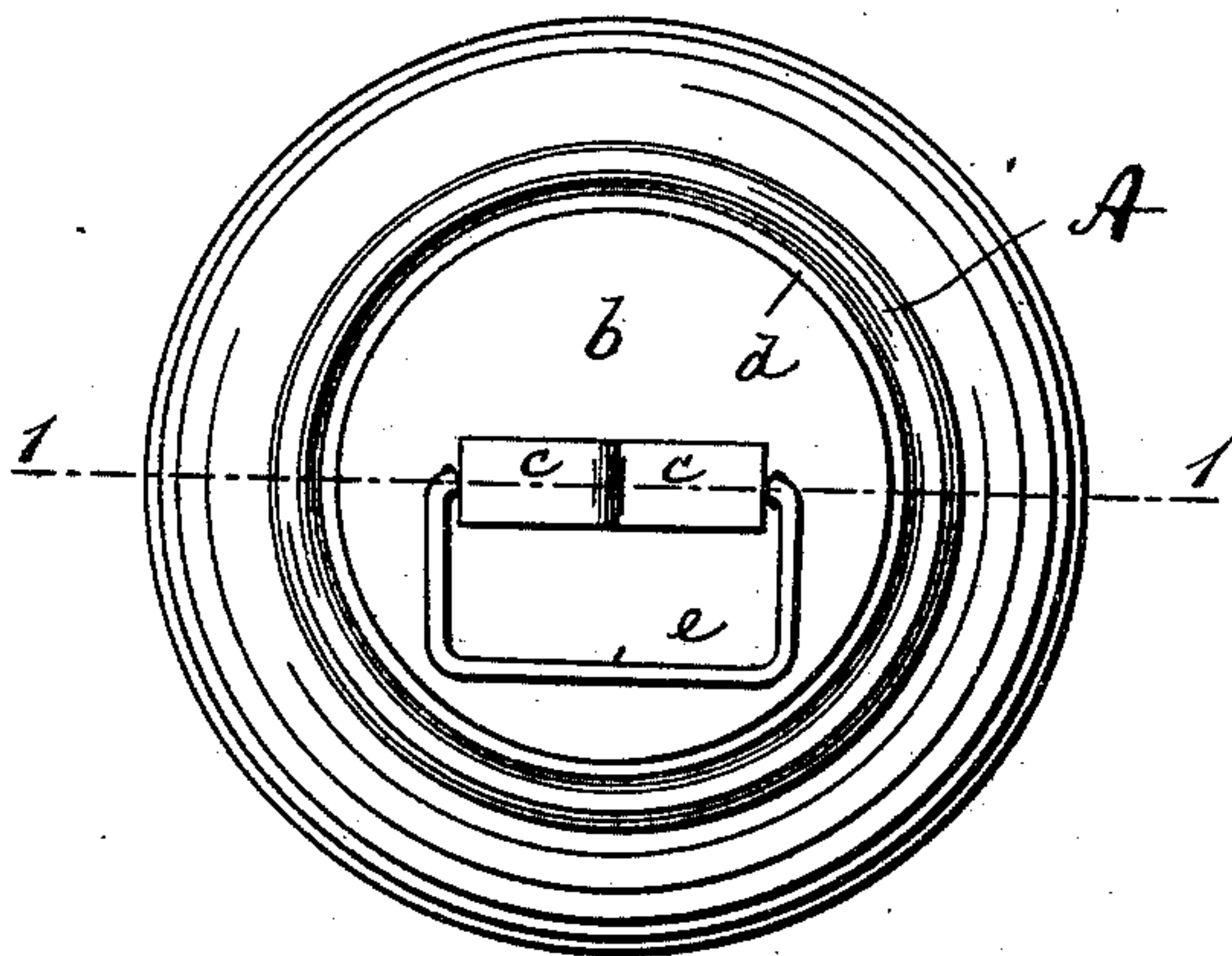


FIG. 3.

Witnesses:  
Arthur Lupp  
William Schurz

Inventor  
Liddy Lohmann  
by her attorneys  
Poeder & Briesen

# UNITED STATES PATENT OFFICE.

LIDDY LOHRMANN, OF NEW YORK, N. Y.

## STOPPER FOR JARS.

SPECIFICATION forming part of Letters Patent No. 697,211, dated April 8, 1902.

Application filed February 17, 1902. Serial No. 94,343. (No model.)

*To all whom it may concern:*

Be it known that I, LIDDY LOHRMANN, a citizen of Germany, and a resident of New York city, county and State of New York, have invented certain new and useful Improvements in Stoppers for Jars, of which the following is a specification.

This invention relates to a stopper for jars containing milk or other liquids. The stopper is provided with a surrounding covering which may be readily removed and replaced, so that cleanliness is invited and a tight packing is insured.

In the accompanying drawings, Figure 1 is a longitudinal section of my improved stopper on line 1 1, Fig. 2. Fig. 2 is a plan and Fig. 3 a side view showing the parts of the stopper separated.

The letter *a* represents the plug of the stopper, made of cork or other material and adapted to readily enter the neck of a jar A. Upon the plug *a* is fitted a metal cap *b*, which is removably connected to the plug by a soft-metal fastener *c*. This fastener is composed of a doubled flat head that rests against the base of plug *a* and of a pair of shanks that project upwardly through central perforations of the plug and cap. The ends of the shanks extend beyond the cap and may be either bent down (full lines, Fig. 1) to lock the parts together, or they may be bent up (dotted lines, Fig. 1) to permit the cap to be raised off the plug.

The base as well as the sides of the plug *a* are surrounded by a flexible covering *d*, which

may be composed of parchment or similar material and which serves to form a tight packing between plug and jar. At its upper end the covering *d* is turned inward between plug and cap, so as to be securely clamped in place. When it is desired to remove and replace the covering, the fastener *c* is turned up, the cap *b* raised, a new covering is applied, and then the cap is relocked to the plug. In this way the covering may be readily removed whenever soiled and may be readily replaced.

A bail or handle *e*, pivotally connected to cap *b*, serves to draw the stopper out of the jar.

What I claim is—

1. A stopper for jars composed of a plug, a surrounding flexible covering, a cap engaging said covering, and means for removably securing said cap to the plug, substantially as specified.

2. The combination of a perforated plug, with a superposed perforated cap, a connecting soft-metal fastener having upwardly-extending shanks that are bent down over the cap, and a flexible covering surrounding the plug and clamped between plug and cap, substantially as specified.

Signed by me at New York city, county and State of New York, this 15th day of February, 1902.

LIDDY LOHRMANN.

Witnesses:

WILLIAM SCHULZ,  
F. V. BRIESEN.