

No. 696,573.

Patented Apr. 1, 1902.

J. P. KUHNS.
PIN TICKET.

(Application filed Oct. 19, 1901.)

(No Model.)

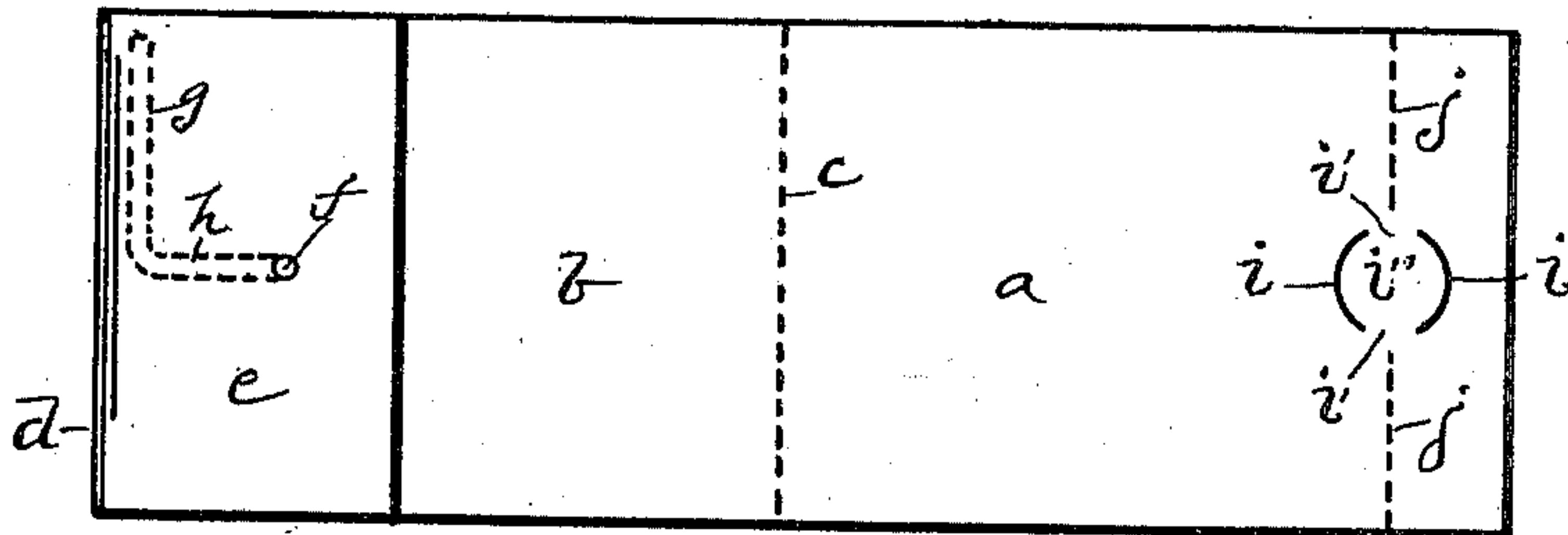


Fig. 1.

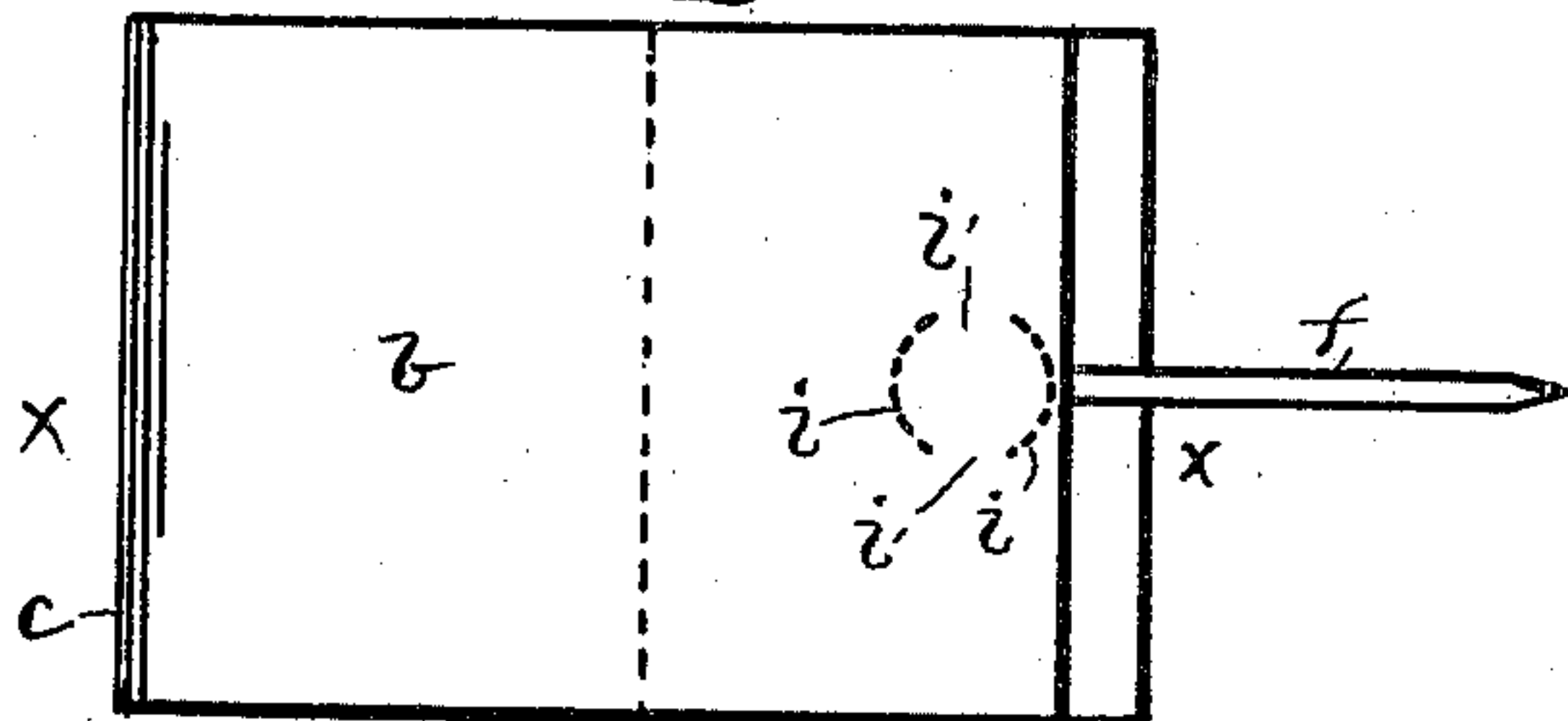


Fig. 2.

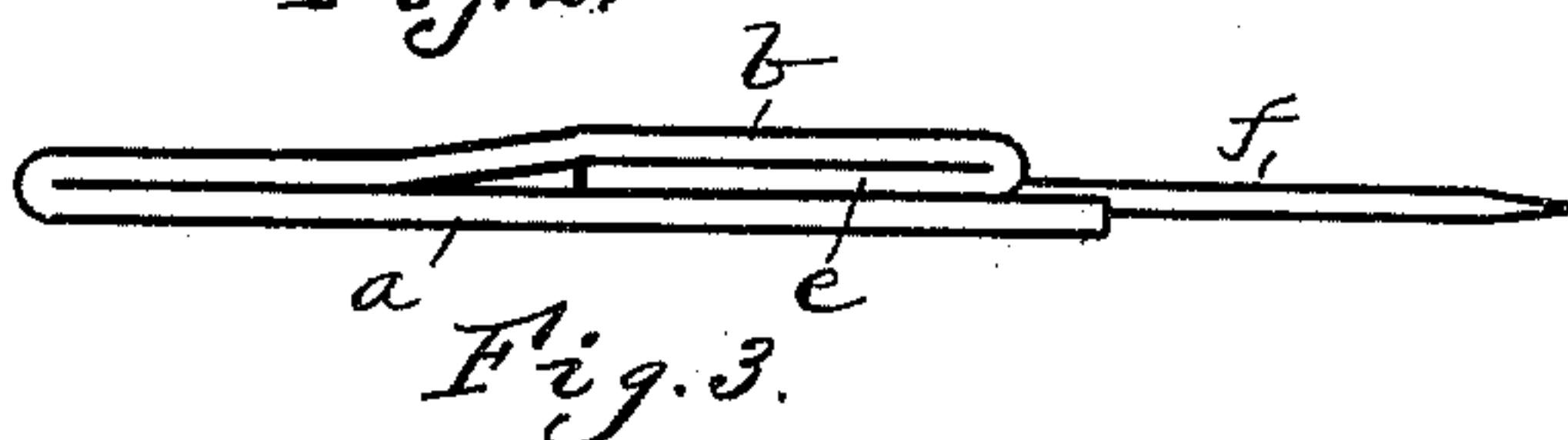


Fig. 3.

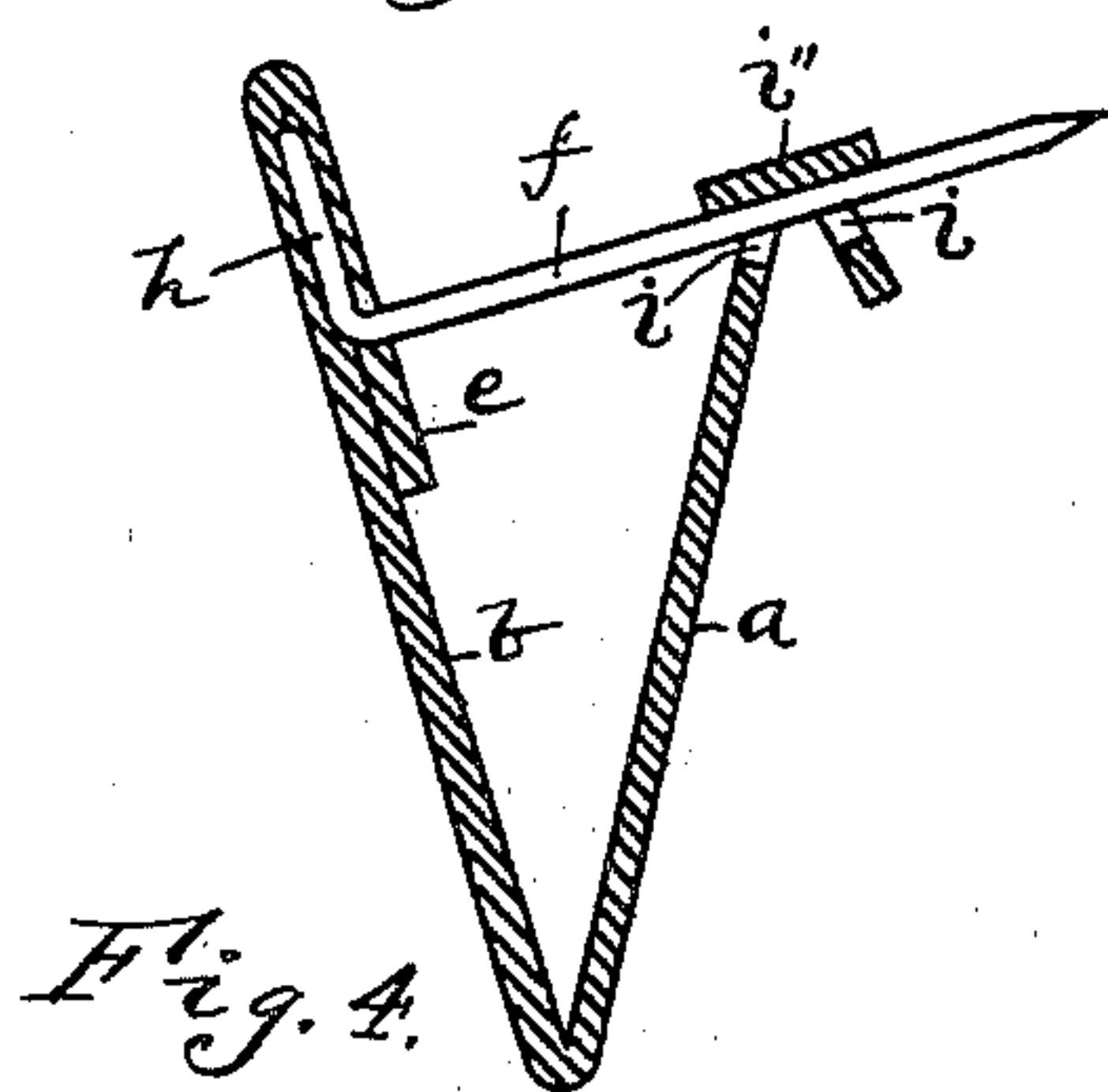


Fig. 4.

WITNESSES
C. M. Theobald
Marshall Lubber.

Jno. P. Kuhns.
INVENTOR
By R. J. McCarty
ATTORNEY

UNITED STATES PATENT OFFICE.

JOHN P. KUHNS, OF DAYTON, OHIO, ASSIGNOR TO THE NATIONAL TAG CO.,
OF DAYTON, OHIO, A CORPORATION OF OHIO.

PIN-TICKET.

SPECIFICATION forming part of Letters Patent No. 696,573, dated April 1, 1902.

Application filed October 19, 1901. Serial No. 79,238. (No model.)

To all whom it may concern:

Be it known that I, JOHN P. KUHNS, a citizen of the United States, residing at Dayton, in the county of Montgomery and State of Ohio, have invented certain new and useful Improvements in Pin-Tickets; and I do declare the following to be a full, clear, and exact description of the invention, such as will enable others skilled in the art to which it appertains to make and use the same, reference being had to the accompanying drawings, and to the letters of reference marked thereon, which form a part of this specification.

This invention relates to new and useful improvements in pin-tickets, or that class of tickets which are attachable to articles of merchandise.

The invention relates to the construction of the ticket whereby the operation of attaching it to an article is greatly facilitated.

Preceding a detail description of the invention reference is made to the accompanying drawings, of which—

Figure 1 is a plan view of the ticket before it is united to an article. Fig. 2 is a view of the ticket, showing the leaves folded upon each other. Fig. 3 is an edge view of Fig. 1. Fig. 4 is a section on the line *x x* of Fig. 2.

In a detail description of the invention similar reference-letters indicate corresponding parts.

The blank from which the ticket is formed is of oblong rectangular shape, and when the ticket is formed the two leaves *a* and *b* are bent upon each other along the score-line *c*, and one extreme end of said ticket is bent along the line *d* to provide an inclosing leaf *e*, which incloses the head of the staple, as shown in dotted lines in Fig. 1. The staple *f*, as it will be seen, is united at one end of the ticket, and the head thereof has two lateral extensions *g* and *h*, which when inclosed in the end of the ticket are held securely against any shifting or lateral movement that might result in a loosening of the pin. At the other end of the ticket there are provided

two curved slits *i*, which are not joined, but are essentially left with two intervening portions *i'* between their ends. These slits *i* provide a tongue *i''*, which when the ticket is slightly bent along the score-line *j* will increase the openings made by the slits *i* to the extent shown in Fig. 4 and will thereby permit the pin *f* to be projected through said slits quickly and without difficulty and whereby the two leaves of the ticket become united. In thus uniting the two leaves of the ticket the end of said ticket in which the slits *i i* are provided is slightly bent along the line *j*, which brings the outer adjacent portions of the ticket—that is to say, the portions of the ticket lying on the outside of the slits *i i*—downwardly. This increases the openings made by said slits and permits the pin to be easily projected through both of said slits in one operation, after which the ticket is united to the article by simply penetrating said article with the pin and clenched.

Having described my invention, I claim—

The herein-described pin-ticket, comprising a blank having two folds, one of which provides two leaves, and the other of which provides an inclosing leaf for the head of the pin, a pin united to said ticket by means of said inclosing leaf, and the opposite end of said ticket having two circular slits which provide openings for the penetration of the pin in uniting the leaves of the ticket, the said curved slits being concentrically disposed and the adjacent ends thereof terminating a suitable distance from each other to provide an intervening portion *i'* between the ends of said slits and through which portion the ticket is bent to increase the openings therein provided by said slits, substantially as and for the purposes specified.

In testimony whereof I affix my signature in presence of two witnesses.

JOHN P. KUHNS.

Witnesses:

J. A. WORTMAN,
JOSEPH N. BOESCH.