

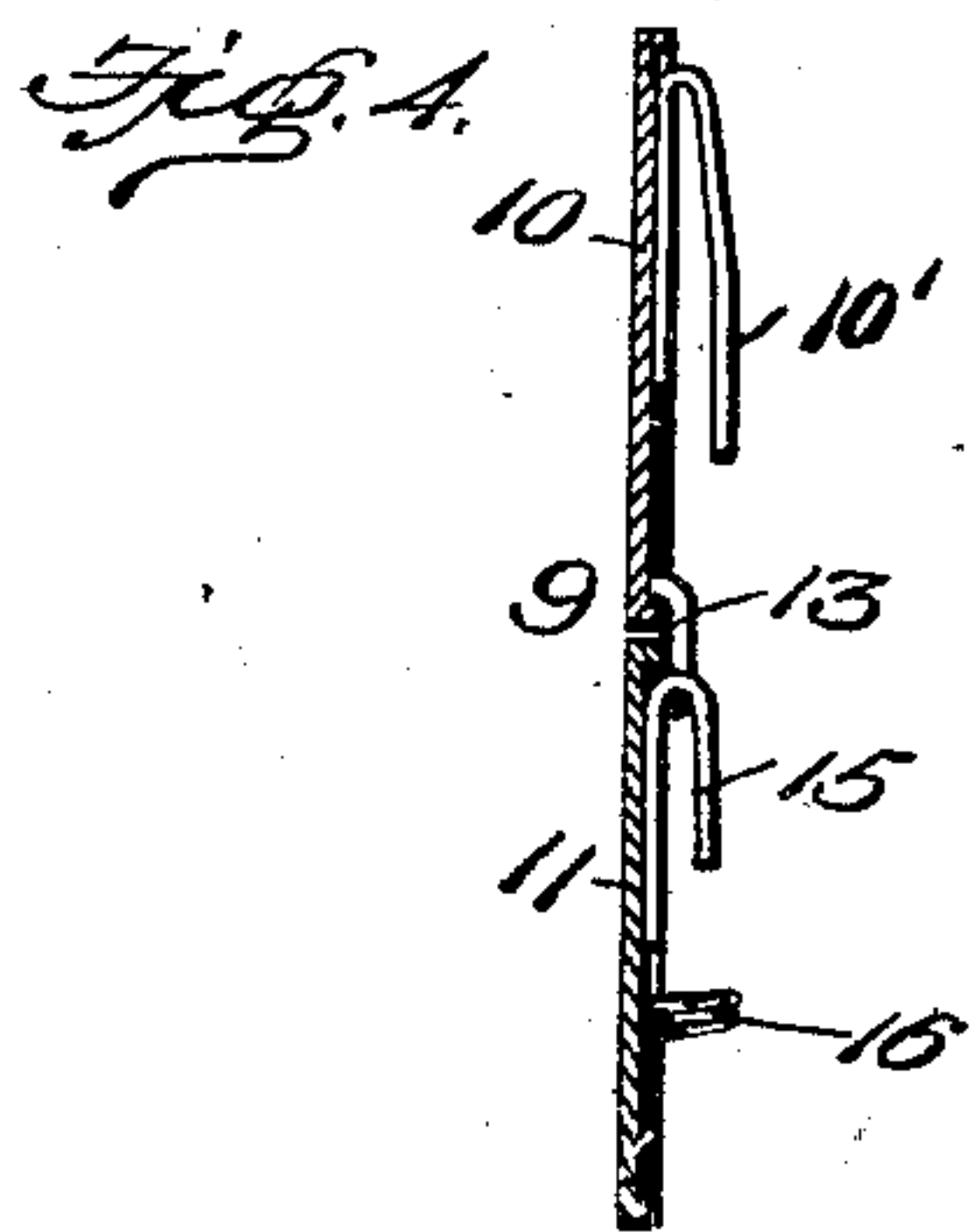
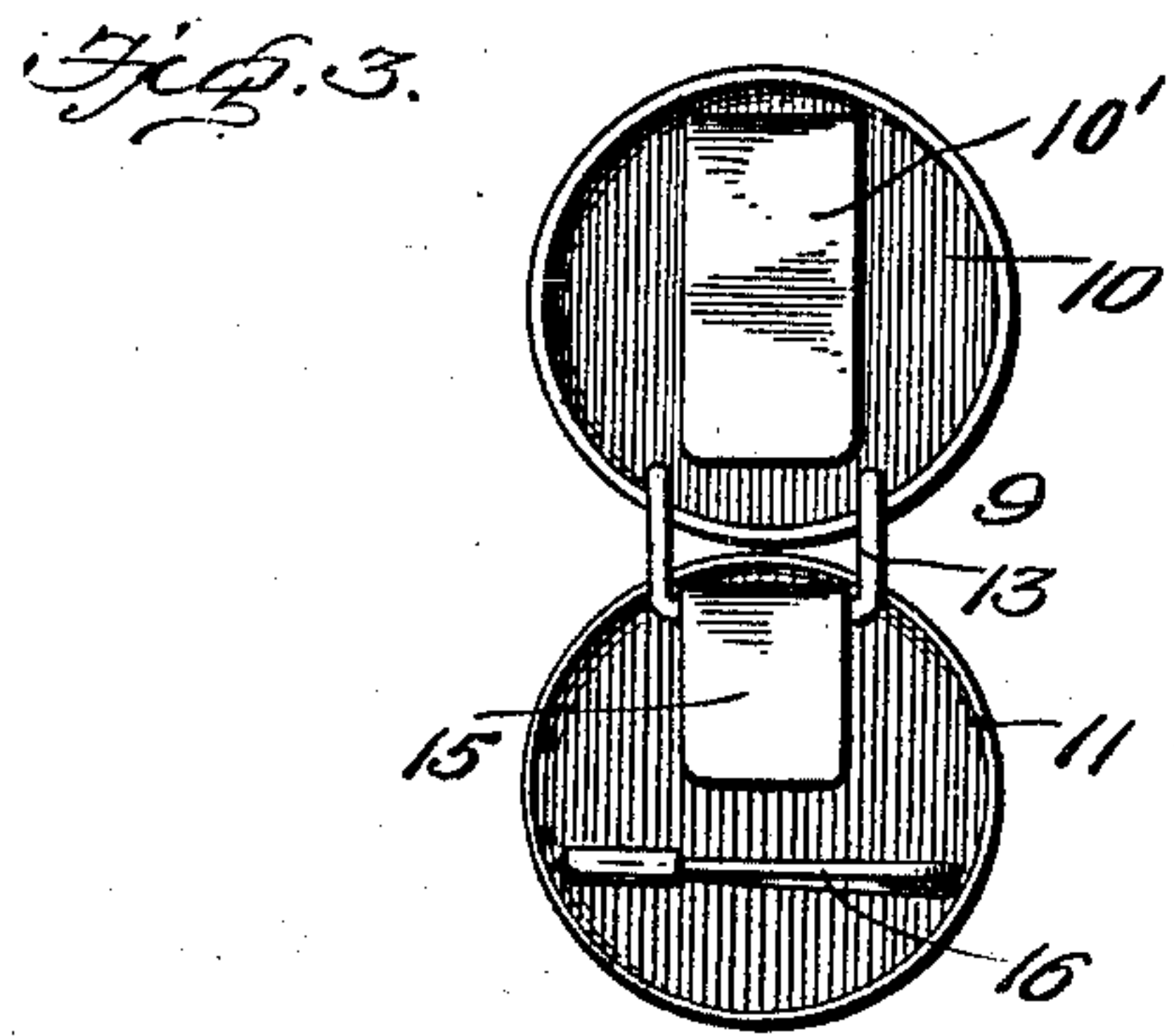
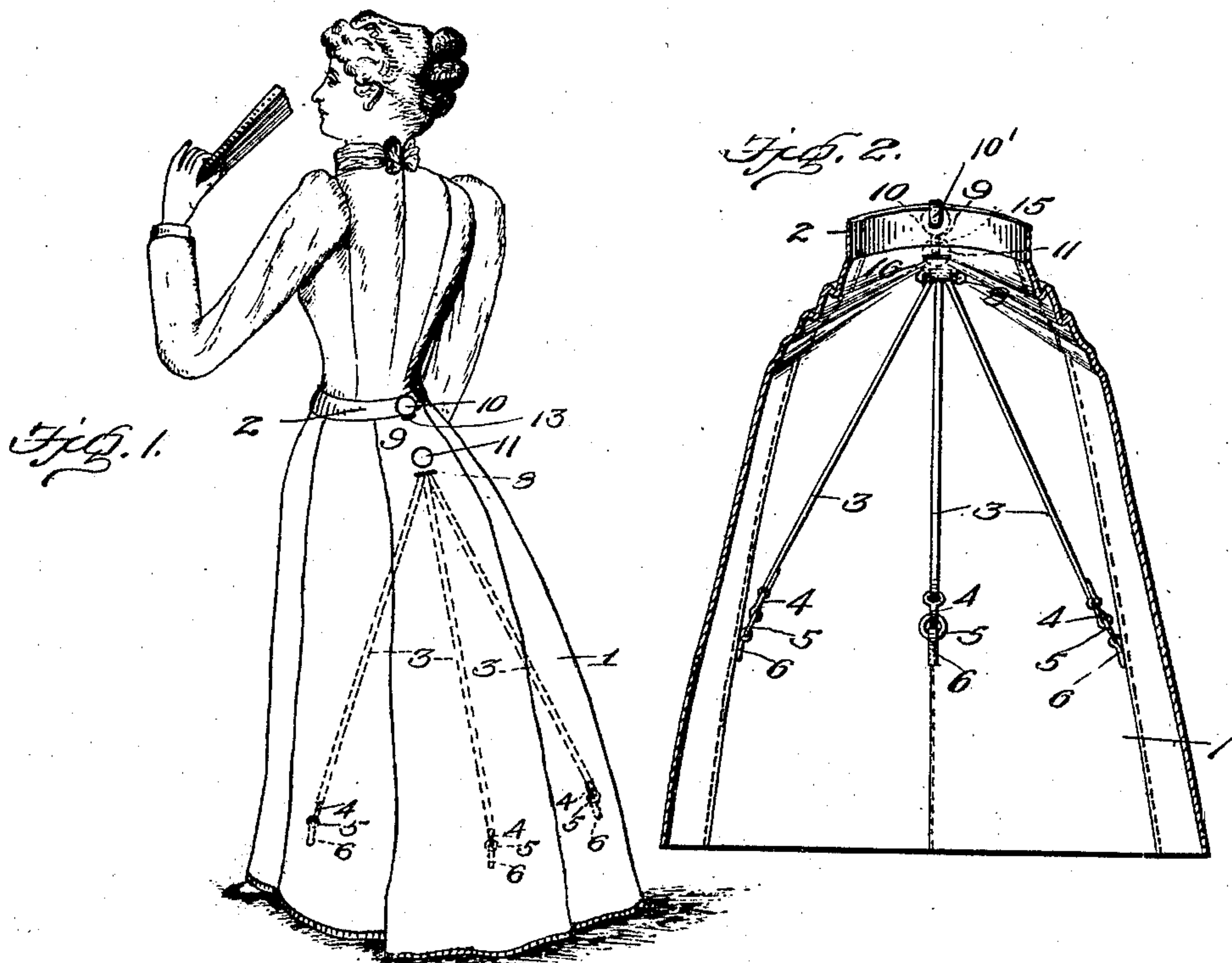
No. 696,561.

Patented Apr. 1, 1902.

J. & K. M. HAMMER.
DRESS SKIRT LIFTER.

(Application filed Dec. 12, 1901.)

(No Model.)



Witnesses

E. H. Hunt
J. H. Nelson

By

A. B. Wilson & Co

Inventors

John Hammer
K. M. Hammer

Attorneys

UNITED STATES PATENT OFFICE.

JOHN HAMMER AND KATHRINA M. HAMMER, OF TACOMA, WASHINGTON.

DRESS-SKIRT LIFTER.

SPECIFICATION forming part of Letters Patent No. 696,561, dated April 1, 1902.

Application filed December 12, 1901. Serial No. 85,567. (No model.)

To all whom it may concern:

Be it known that we, JOHN HAMMER and KATHRINA M. HAMMER, citizens of the United States, residing at Tacoma, in the county of Pierce and State of Washington, have invented certain new and useful Improvements in Dress-Skirt Lifters; and we do declare the following to be a full, clear, and exact description of the invention, such as will enable others skilled in the art to which it appertains to make and use the same.

The invention relates to a dress-skirt lifter.

The object of the invention is to provide simple and effective means which are concealed under the garment and attached to the side and rear portions of the skirt, so that the skirt may be elevated at these points sufficient to clear the ground.

With this object in view the invention consists of certain novel features of construction, combination, and arrangement of parts, which will be hereinafter more fully described, and particularly pointed out in the appended claim.

In the accompanying drawings, Figure 1 is a perspective elevation of a skirt, showing in dotted lines that portion of our invention arranged on the inside of the skirt and in full lines that portion arranged on the outside. Fig. 2 is a view of a fragment of the skirt, taken from the inner side, illustrating the arrangement of the tapes and the manner of connecting the same to the skirt. Fig. 3 is a rear view, or a view of the inner face of the buckle; and Fig. 4 is a longitudinal vertical sectional view.

Referring to the drawings, 1 denotes the skirt, and 2 its waistband.

3 denotes a series of tapes, in the present instance three in number being shown. These tapes are arranged on the inside of the skirt and have at their lower ends snap-hooks 4 or other fastening means to engage rings 5 or similar devices secured to tabs 6. These tabs are sewed on the inside of the dress-skirt, to the side and rear seams thereof. The upper ends of these tapes are connected and have secured to them a fastening device 8, which may be in the form of a safety-pin and which is adapted to be connected with the garment, as shown.

9 denotes a buckle, which consists of two disks 10 and 11, the upper one of which is provided with a hook 10', which is adapted to

be engaged with the waistband of the skirt or with the belt, if desired, and is formed with a loop 13. Arranged below this disk is the other part of the buckle, which consists also of a disk which is provided with a hook 15, adapted to engage the loop of the upper disk, and is also provided with a fastening device 16, which may be in the form of a safety-pin, which is fastened through the goods of the skirt. The upper disk is arranged from four to six inches above the lower disk.

When it is desired to elevate the skirt, the hook on the lower disk is engaged with the loop on the upper disk, thus elevating the skirt at the sides and at the rear from the ground and enables the wearer to have free use of both hands and obviates the difficulty experienced in holding the skirt in lifted position by the hands.

From the foregoing description, taken in connection with the accompanying drawings, the construction, mode of operation, and advantages of our invention will be readily understood without requiring a more extended explanation.

Various changes in the form, proportion, and details of construction may be made within the scope of the invention without departing from the spirit or sacrificing any of the advantages thereof.

Having thus described our invention, what we claim, and desire to secure by Letters Patent, is—

A skirt-lifter of the character described, comprising a series of tapes united at their upper ends and spread apart at their lower ends and adapted to be attached to the skirt at their lower ends and at their upper ends, and a buckle consisting of two disks arranged above the cords, one of which is adapted to be supported by the belt or waistband of the skirt and is provided with a loop, and the other of which is adapted to be secured to the skirt below the other part and provided with a hook to engage the loop, substantially as set forth.

In testimony whereof we have hereunto set our hands in presence of two subscribing witnesses.

JOHN HAMMER.

KATHRINA M. HAMMER.

Witnesses:

G. E. RAYMOND,
H. C. CROSBY.