

No. 696,236.

Patented Mar. 25, 1902.

M. & J. HAUT.
COMBINATION FURNITURE.

(Application filed Jan. 10, 1901.)

(No Model.)

2 Sheets—Sheet 1.

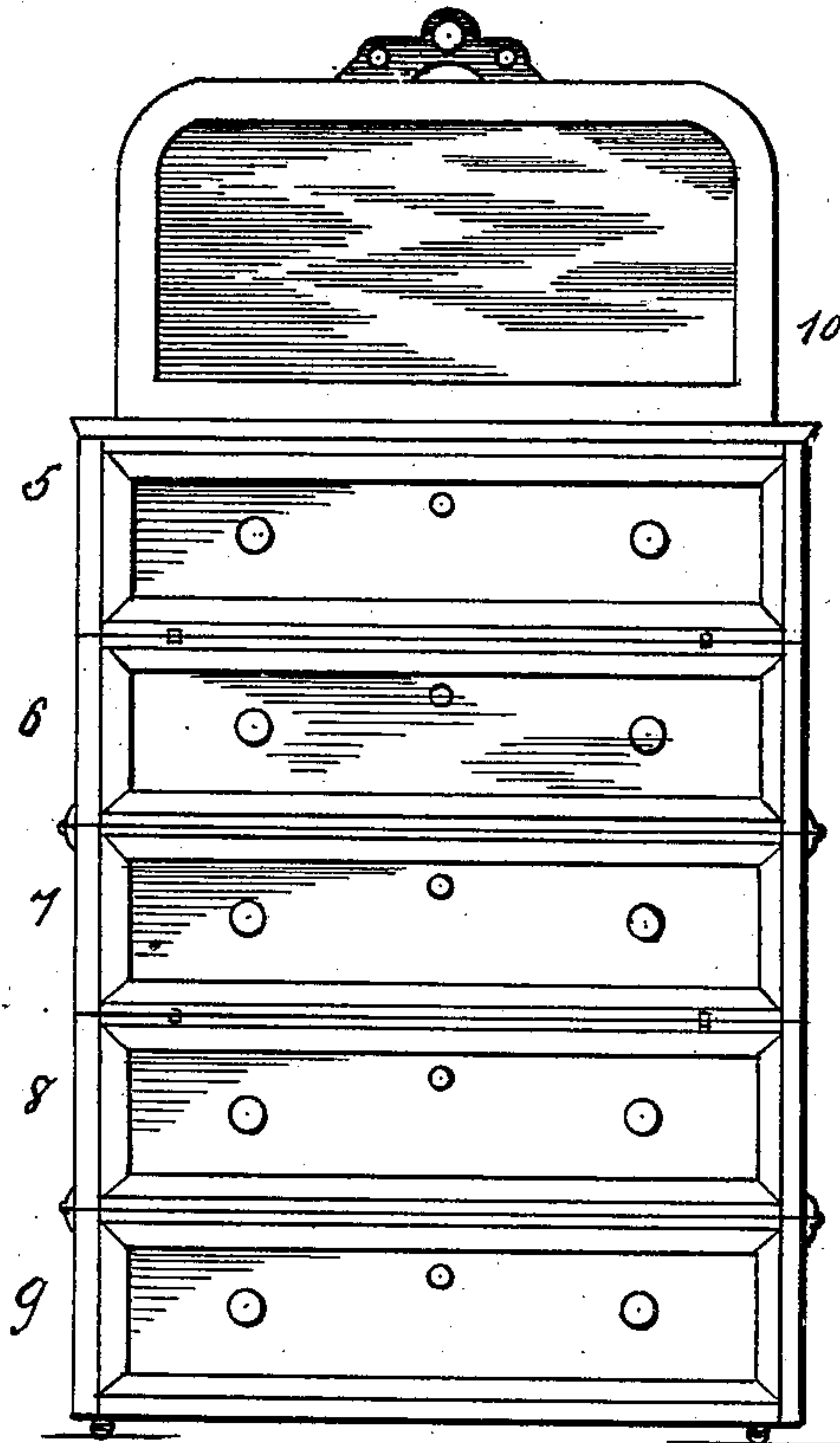


Fig. 1

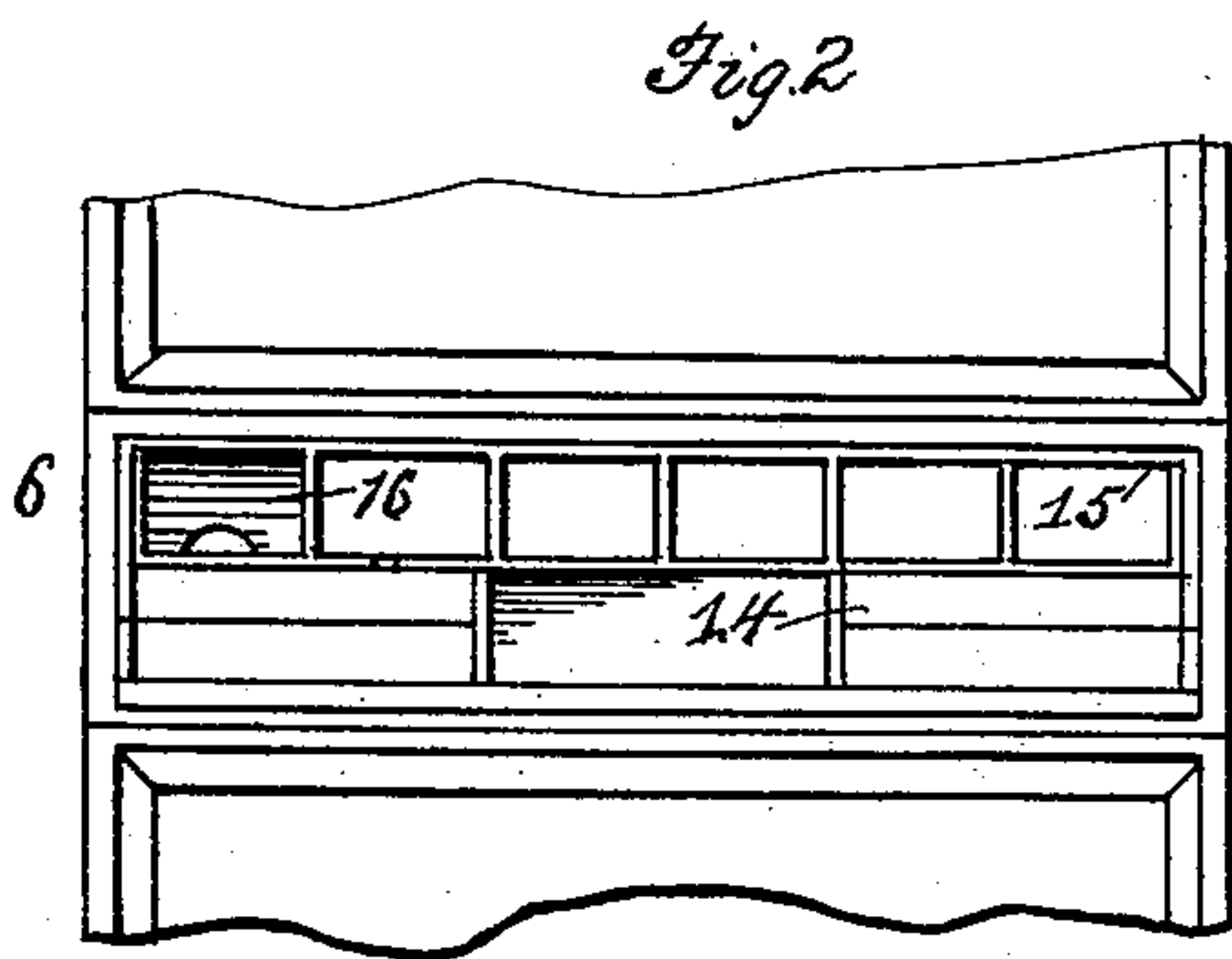


Fig. 2

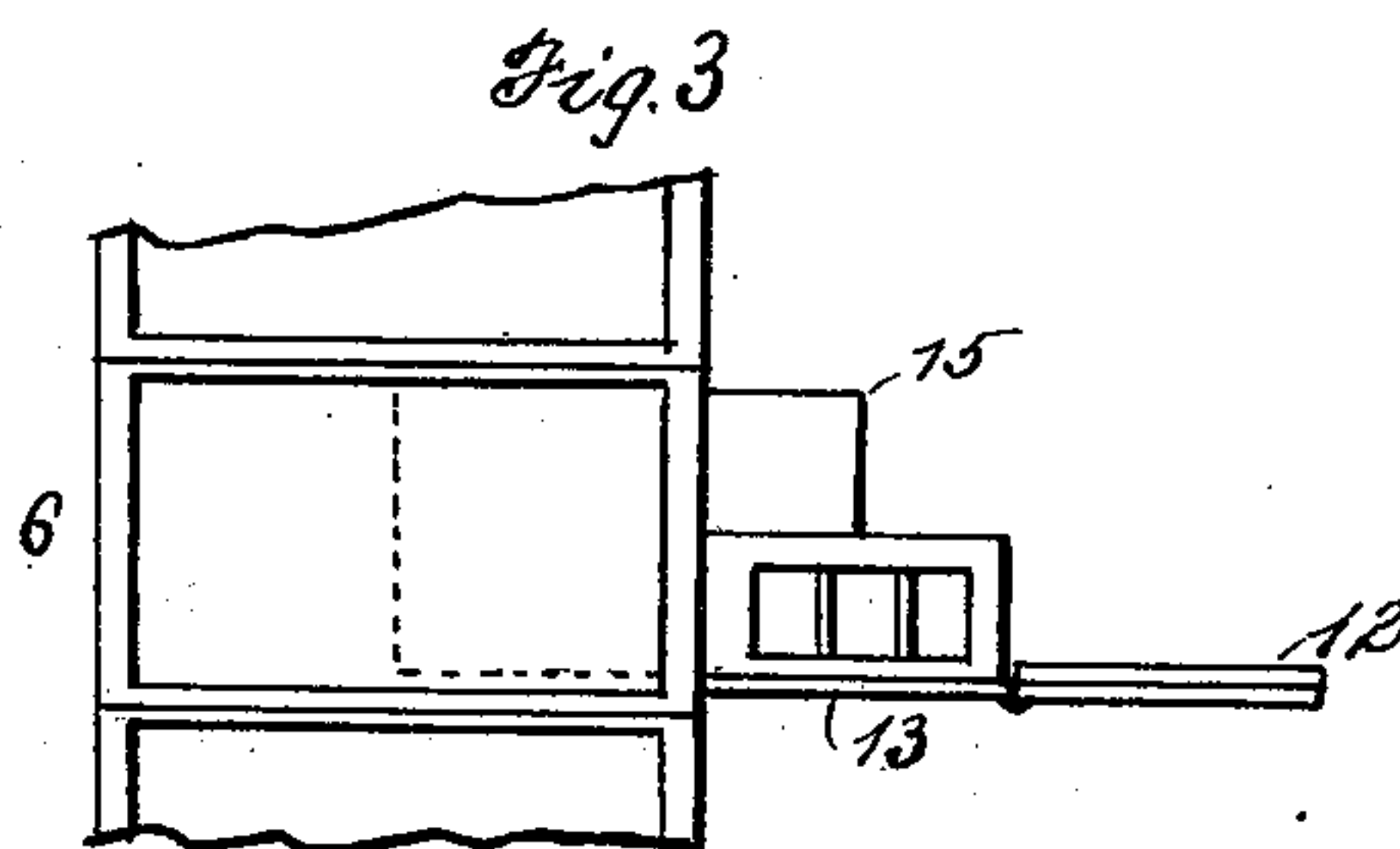


Fig. 3

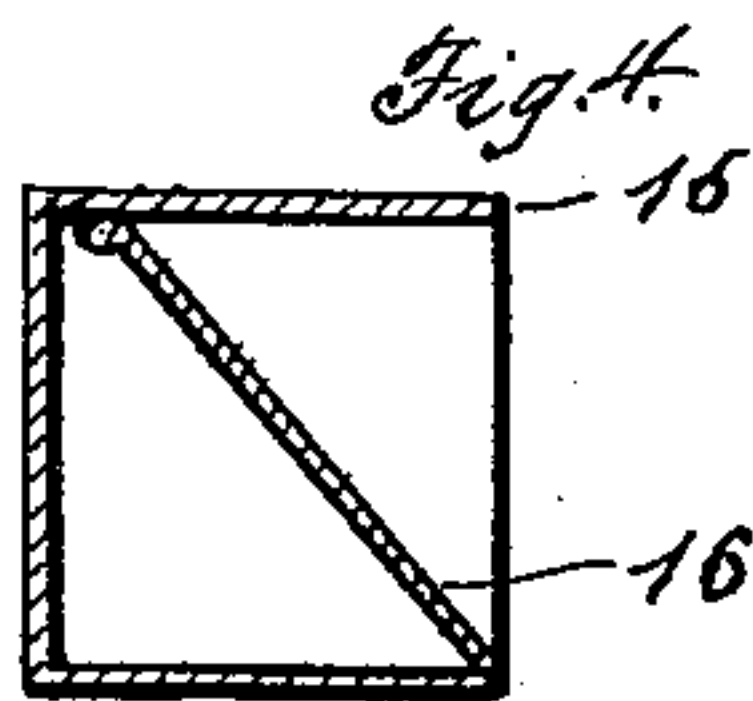


Fig. 4

WITNESSES:

M. Goldberg
Jacob Haut

Mayer Haut
Jacob Haut
INVENTORS

No. 696,236.


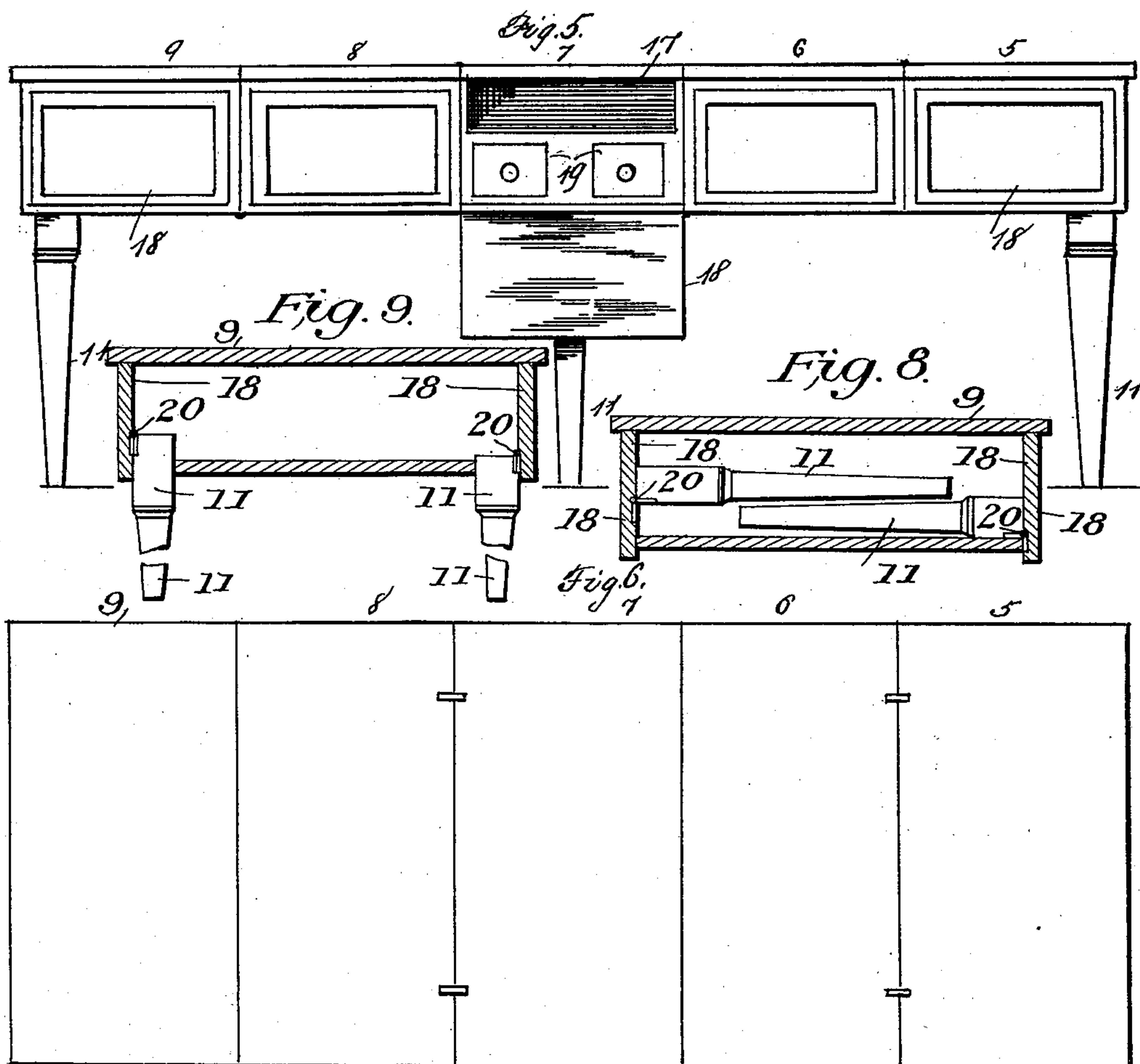
Patented Mar. 25, 1902.

M. & J. HAUT.
COMBINATION FURNITURE.

(Application filed Jan. 10, 1901.)

(No Model.)

2 Sheets—Sheet 2.



WITNESSES:

M. Goldberg
J. H. Haut

Mayer Haut
Jacob Haut
INVENTORS

UNITED STATES PATENT OFFICE.

MAYER HAUT AND JACOB HAUT, OF NEW YORK, N. Y.

COMBINATION FURNITURE.

SPECIFICATION forming part of Letters Patent No. 696,236, dated March 25, 1902.

Application filed January 10, 1901. Serial No. 42,817. (No model.)

To all whom it may concern:

Be it known that we, MAYER HAUT and JACOB HAUT, citizens of the United States, residing at the borough of Manhattan, city, county, and State of New York, have invented a new and useful Improvement in Combination Furniture, of which the following is a specification.

This invention relates to improvements in furniture; and the object is to provide a piece of furniture so combined that it may serve as a bureau or dressing-case, a writing-desk and file for papers, a dining-table, or a receptacle for folding chairs.

In the accompanying drawings, Figure 1 is a front elevation of a piece of furniture embodying our invention and showing the same folded in the form of a bureau or dressing-case. Fig. 2 is a front view showing the desk and file-section. Fig. 3 is an end view thereof. Fig. 4 is a sectional detail showing a paper-holding device in one of the desk pigeonholes. Fig. 5 is a side view showing the device arranged in the form of a table and also showing one of the receptacles for chairs. Fig. 6 is a plan view of Fig. 5. Fig. 7 is a partial inverted plan showing a means for holding the table-legs extended. Fig. 8 is a partial vertical longitudinal section of the end compartment, showing the legs folded into said compartment; and Fig. 9 is a similar view showing the legs extended.

Referring to the drawings, 5, 6, 7, 8, and 9 designate the several hinged sections of the device, each of box-like construction, in one section of which a desk is arranged, drawers being arranged in the other sections. The sections 5 and 6 are hinged together at the front, as are also the sections 7 and 8, while the sections 6 and 7 and the sections 8 and 9 are respectively hinged together at the opposite side or rear, so that when the several sections are folded together, one upon another, a bureau is formed, as indicated in Fig. 1, and on the upper section a removable mirror 10 may be placed. When the several sections are extended, as shown in Figs. 5 and 6, a table is formed which is particularly adapted for a dining-table.

Legs 11 are arranged to swing on hinges into and out of the middle and end sections. The said sections are provided with recesses

to receive the legs, and each recess is provided with a hinged spring-door 12, the ends of which, while in the position shown in Fig. 7, will engage with the inner sides of the legs and hold them extended to support the table. When the legs are folded into the recesses, the doors are turned inward and the legs are held by any suitable device.

One of the sections (shown as the section 6) is provided with a downwardly-swinging front 28, which, in connection with the bottom portion 13 of the section, serves as a writing-desk when the drawer portion of the section is drawn partly out. On the bottom portion 13 is a case 14, in which small drawers are placed, which will be found convenient for holding writing material. The pigeon-hole-case is made to swing down, so that the desk may be slid into the section 6. Placed at an angle in one or more pigeonholes is a board 16, for clamping a file of paper. These boards have spring-hinged connections at their upper edges with the top walls of the pigeonholes. In each section there is a chamber 17 for receiving one or more folding chairs, and these chambers are normally closed by end closures or doors 18. In certain of the sections there are endwise-sliding drawers 19, which will be found convenient for table-cutlery and other small articles.

A novel construction of chair adapted to be used in connection with this piece of combination furniture forms the subject-matter of our concurrent application, Serial No. 52,464.

We claim as our invention—

1. As a new article of manufacture, a piece of furniture consisting of a series of box-like sections having hinge connections alternating at opposite sides, whereby the sections may be folded together vertically to form a bureau or extended to form a table, and legs having swinging connections with the piece of furniture.

2. As a new article of manufacture a piece of furniture comprising a series of sections hinged together alternately at opposite sides so as to be adapted to form a table or bureau, certain of the sections having recesses, spring-hinged covers for the said recesses, and legs held in open position by the said covers when the device is used as a table and adapted to be folded into the said recesses when the de-

vice is used as a bureau, substantially as specified.

3. As a new article of manufacture, a piece of combination furniture comprising a series of approximately rectangular sections having the alternate long edges hinged together in such a manner that the sections may be placed one on the other to form a bureau, and may also be placed side to side to form a table, legs for the middle and end sections, and hinges connecting the legs with said sections whereby the said legs may be folded into the said sections when the furniture is in the form of a bureau, substantially as specified.

4. As a new article of manufacture, a piece of combination furniture comprising a series of approximately rectangular sections having the alternate long edges hinged together

in such a manner that the sections may be placed one on the other to form a bureau and may also be placed side to side to form a table, one section being arranged as a desk, another section as a receptacle for articles, legs for the middle and end sections, and hinges connecting the legs with the said sections whereby the said legs may be folded into said sections when the furniture is in the form of a bureau, substantially as specified.

Signed at New York, county and State of New York, this 8th day of January, 1901, in the presence of two witnesses.

MAYER HAUT.
JACOB HAUT.

Witnesses:

M. GOLDBERG,
IKE HAUT.