

No. 695,643.

Patented Mar. 18, 1902.

W. L. HUDSON.
CLEVIS.

(Application filed Jan. 11, 1902.)

(No Model.)

Fig. 1.

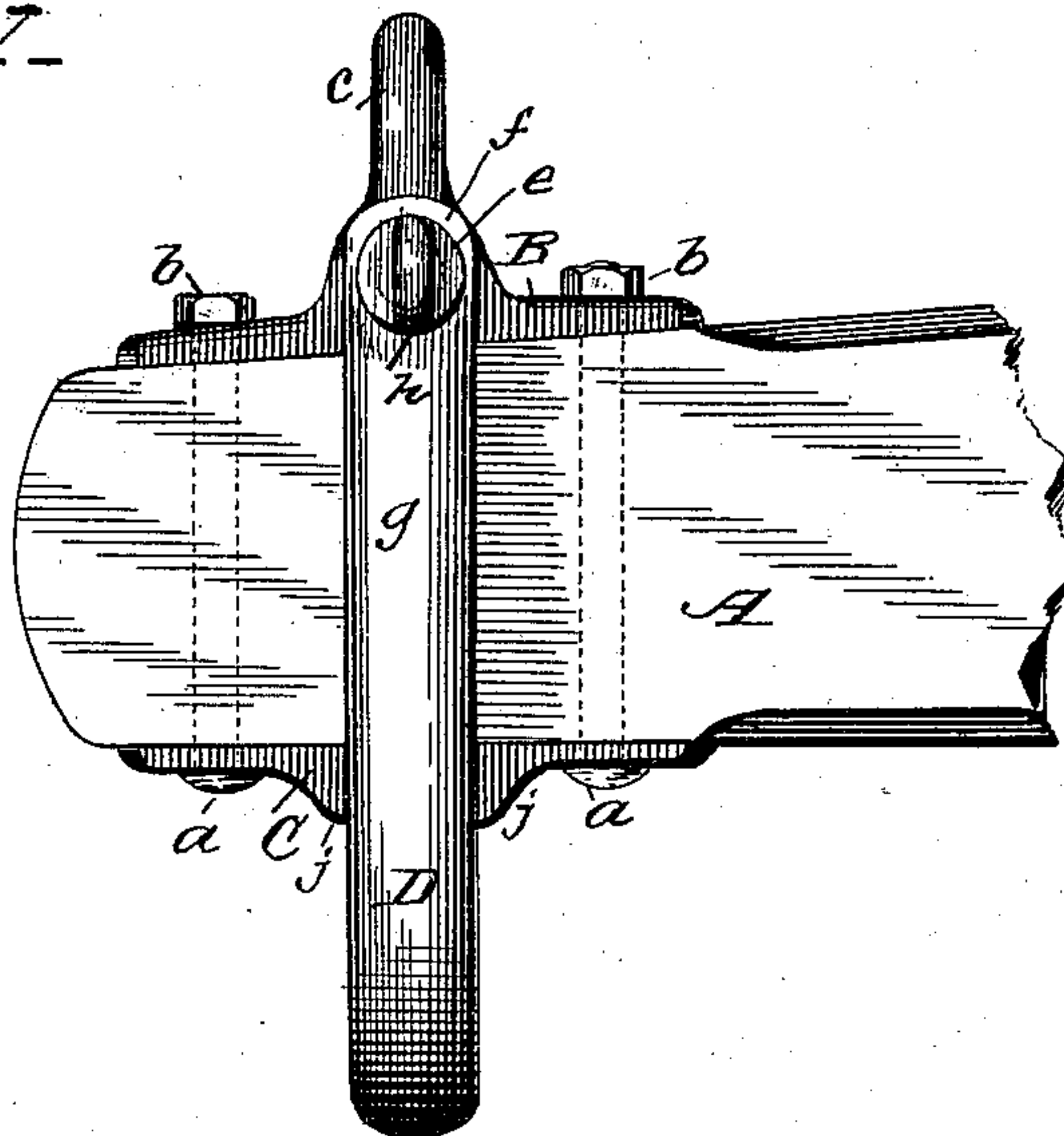


Fig. 2.

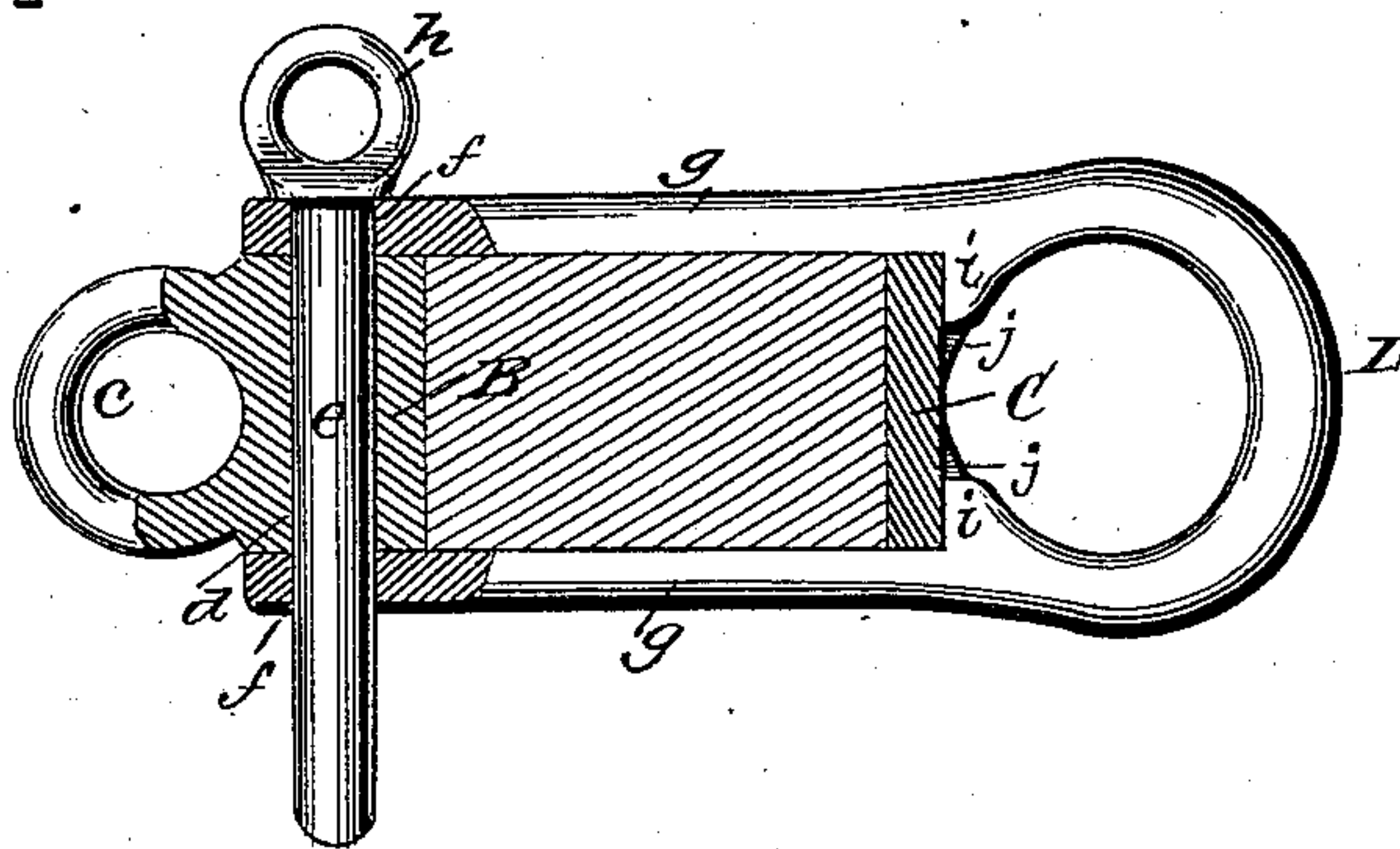


Fig. 3.

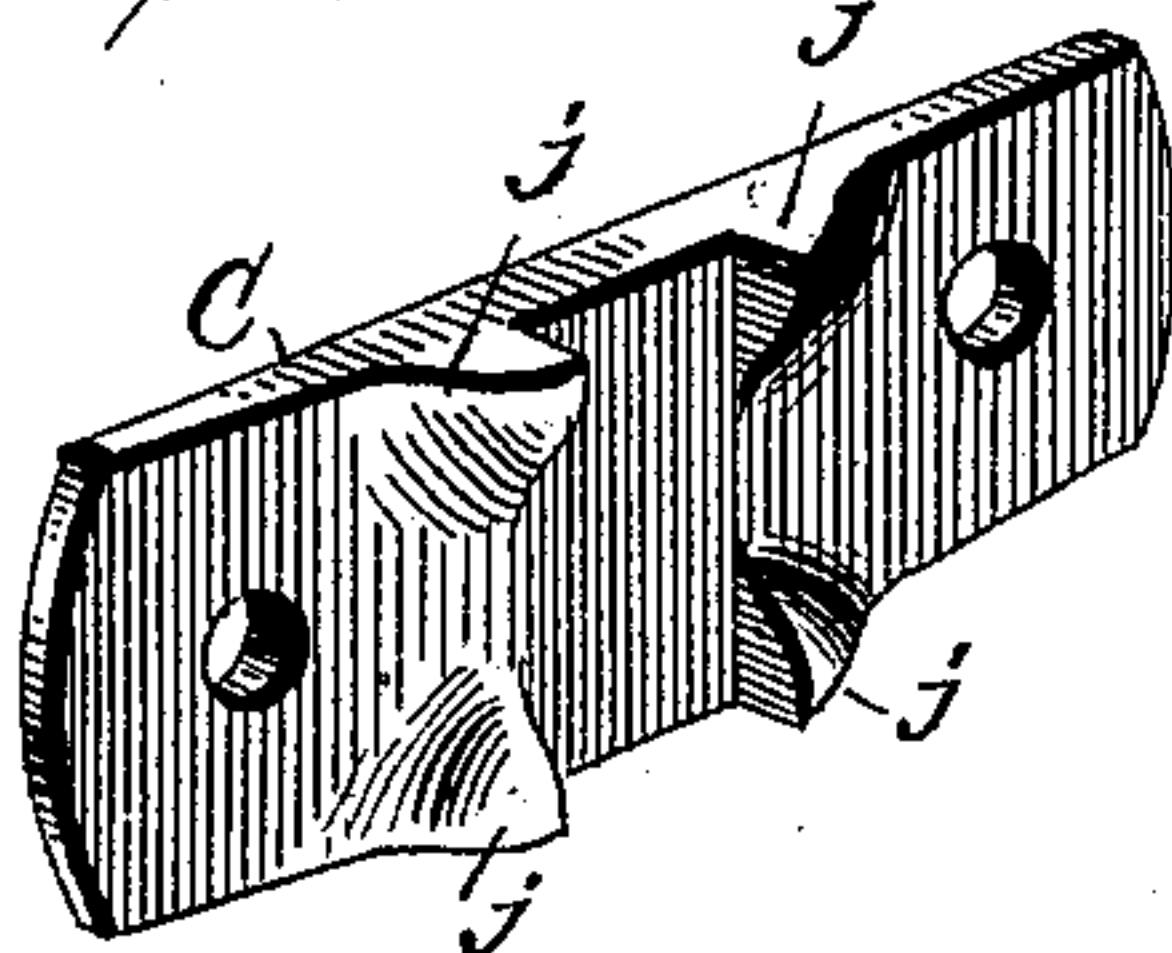
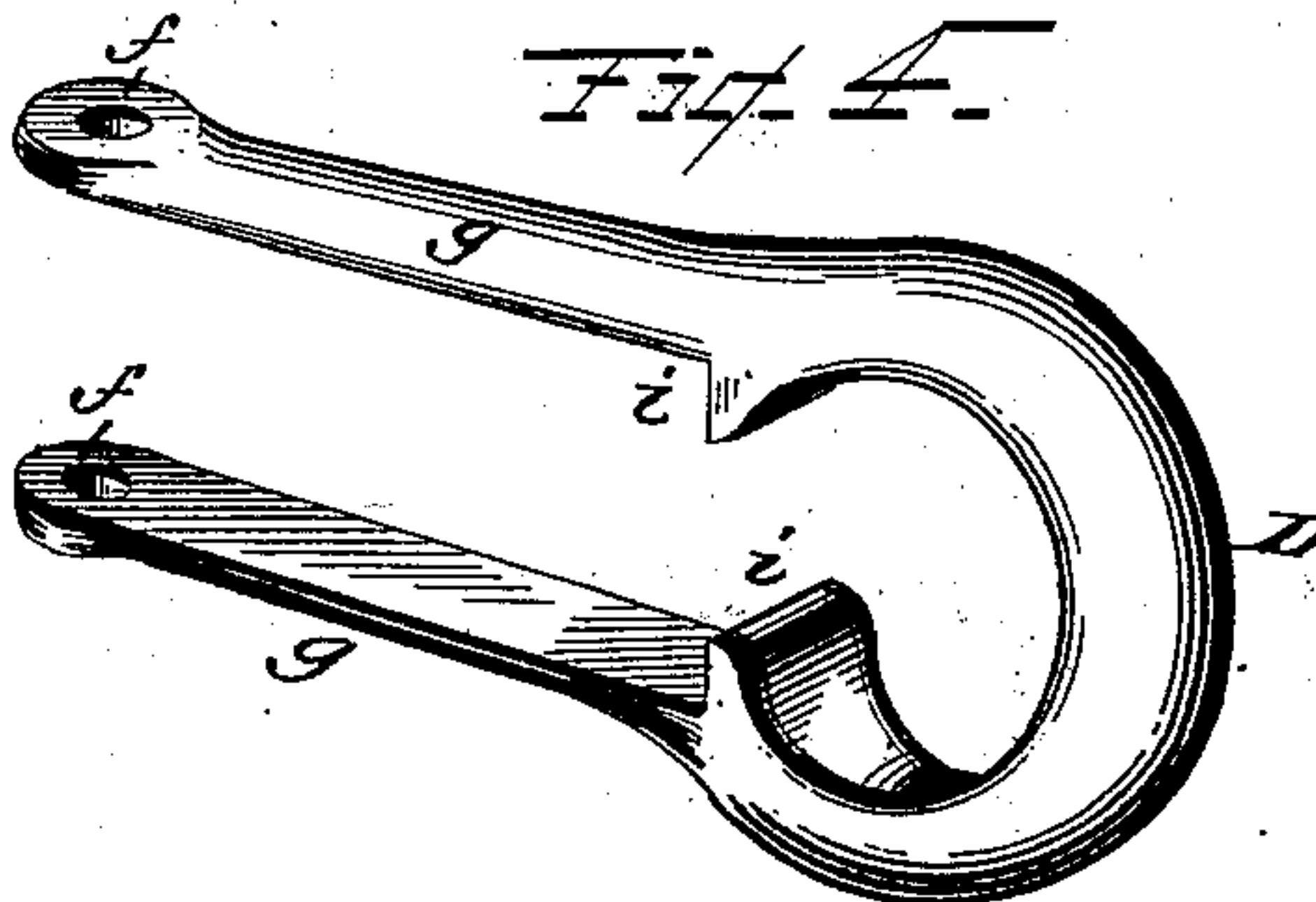


Fig. 4.



Witnesses
G. J. Williamson.
L. B. Goodwin.

Inventor
William L. Hudson.
per Cha. W. Fowler
Attorney.

UNITED STATES PATENT OFFICE.

WILLIAM L. HUDSON, OF LEWISBURG, TENNESSEE.

CLEVIS.

SPECIFICATION forming part of Letters Patent No. 695,643, dated March 18, 1902.

Application filed January 11, 1902. Serial No. 89,291. (No model.)

To all whom it may concern:

Be it known that I, WILLIAM L. HUDSON, a citizen of the United States, residing at Lewisburg, in the county of Marshall and State of Tennessee, have invented certain new and useful Improvements in Clevises; and I do hereby declare that the following is a full, clear, and exact description of the same, reference being had to the annexed drawings, making a part of this specification, and to the letters of reference marked thereon.

The present invention has relation to certain new and useful improvements in that class of clevis employed upon doubletrees and to which the singletrees are connected and may be used in connection with a two-horse wagon or other vehicle or wherever a double-tree with singletrees is used.

The invention consists in a clevis constructed substantially as shown in the drawings and hereinafter described and claimed.

Figure 1 of the drawings is a top plan view showing one end of a doubletree with my improved clevis connected thereto; Fig. 2, a cross-section thereof; Fig. 3, a detail perspective view of one of the clamping-plates; Fig. 4, a similar view of the clevis.

In the accompanying drawings, A represents one end of a doubletree, my improved clevis being connected to each end thereof, and to each clevis is connected the usual singletree, it being considered unnecessary to show a complete doubletree with clevis at each end, the two singletrees attached thereto, as such construction is obvious and should be fully understood.

To the inner and outer sides of the double-tree A are connected the two clamping-plates B C, secured thereto by means of the two bolts a and nuts b, engaging the screw-threaded ends of said bolts. The plate B is formed with a ring c for connecting thereto one end of a stay-chain, which chain extends back and connects with the axle to form a connection between the doubletree and axle. The plate B has also an eye d to receive a coupling-

pin e, which pin extends through eyes f in the clevis D, whereby said clevis is coupled to the end of the doubletree. The coupling-pin e may be provided with an eye h for connecting thereto a chain, cord, or rope for preventing the pin from becoming lost or misplaced.

The clevis D has shanks g, and at the extremities of these shanks are the eyes f, with which engages the coupling-pin, as previously stated. The clevis D is formed with lugs i at the juncture of the shanks g with said clevis, the lugs engaging the lugs j on the plate C to hold the clevis from lateral movement when connected to the end of the doubletree.

A very simple and strong as well as durable clevis is provided and that can be conveniently attached to any doubletree, the singletrees being connected to the clevis in the usual manner.

Having now fully described my invention, what I claim as new, and desire to secure by Letters Patent, is—

1. A clevis for doubletrees comprising two clamping-plates connected to the doubletree, the outer one of said plates having retaining-lugs, and a clevis detachably connected to the inner one of the plates and provided with lugs to engage the lugs on the outer clamping-plate to hold the clevis against lateral movement, substantially as and for the purpose set forth.

2. In a clevis, suitable clamping-plates for connecting to the doubletree having a ring and eye and retaining-lugs respectively, and a clevis detachably connected to one of the plates and having lugs to engage the lugs on one of the plates, substantially as and for the purpose described.

In testimony that I claim the above I have hereunto subscribed my name in the presence of two witnesses.

WILLIAM L. HUDSON.

Witnesses:

DAN. W. POTTER,
W. D. FOX.